



US00D964788S

(12) **United States Design Patent** (10) **Patent No.:** **US D964,788 S**
Wang (45) **Date of Patent:** **** Sep. 27, 2022**

(54) **WINE RACK**
(71) Applicant: **Yanyan Wang**, Jinjiang (CN)
(72) Inventor: **Yanyan Wang**, Jinjiang (CN)
(**) Term: **15 Years**
(21) Appl. No.: **29/791,469**
(22) Filed: **Jan. 12, 2022**
(51) **LOC (13) Cl.** **06-06**
(52) **U.S. Cl.**
USPC **D6/675.1**
(58) **Field of Classification Search**
USPC D6/672, 675, 675.1, 675.2, 675.3, 675.4,
D6/675.5, 705
CPC .. A47F 1/00; A47F 5/00; A47F 5/0018; A47F
5/0043; A47F 5/01; A47B 96/00; A47B
96/02; A47B 47/00; A47B 47/021
See application file for complete search history.

D491,744 S * 6/2004 Harwanko D6/657
8,276,769 B2 * 10/2012 Hogeback A47F 7/28
211/74
D696,049 S * 12/2013 Hsu D6/675.2
D801,728 S * 11/2017 Reyes D6/660
D802,340 S * 11/2017 Hykamp D6/675
D858,151 S * 9/2019 Li D6/675.1
D903,966 S * 12/2020 Li D6/675.1
D905,478 S * 12/2020 Li D6/657
D908,452 S 1/2021 Song
D930,406 S * 9/2021 Li D6/675.1
D956,455 S * 7/2022 Li D6/675.1

OTHER PUBLICATIONS

Yanyan Wang and Wine rack <https://www.amazon.com/dp/B09BVN6ZCD>.

* cited by examiner

Primary Examiner — Kelley A Donnelly

(57) **CLAIM**

The ornamental design for a wine rack, as shown and described.

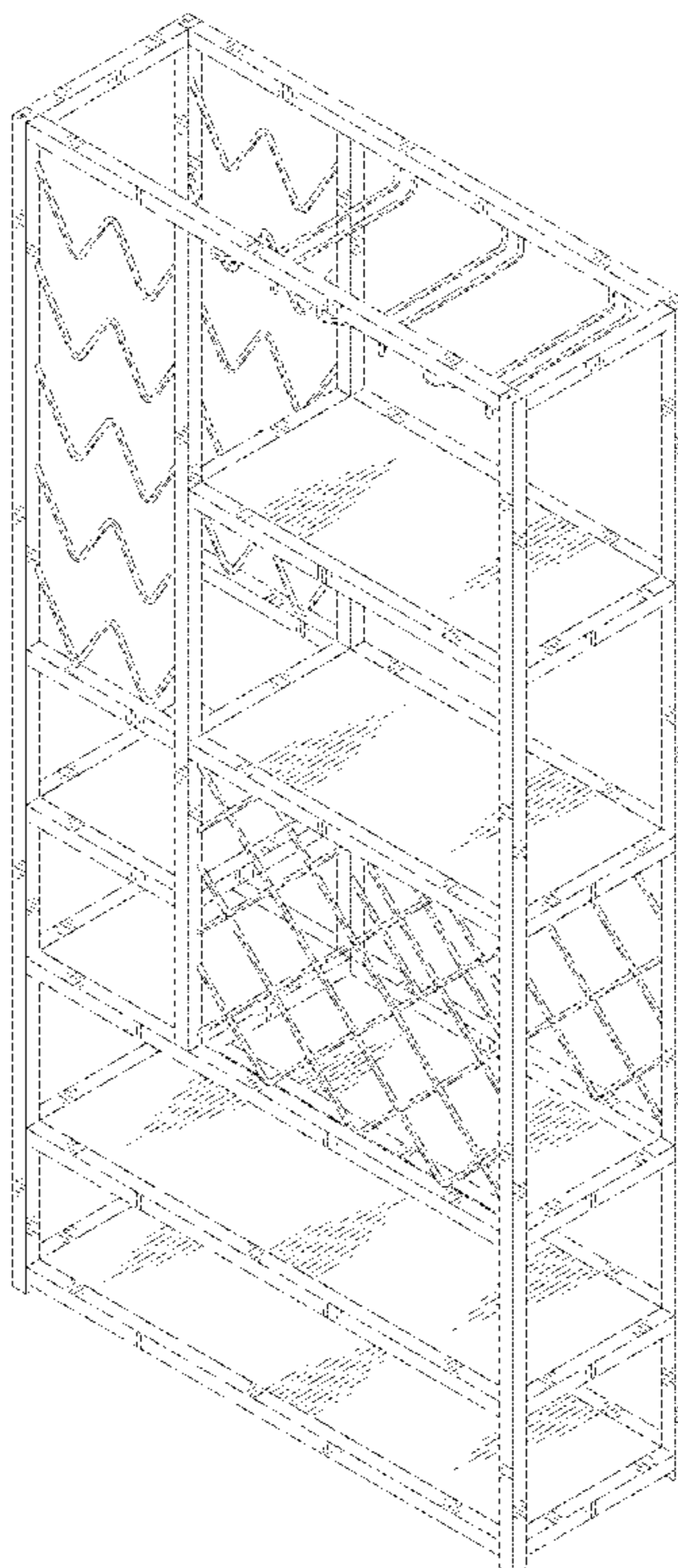
DESCRIPTION

FIG. 1 is a front and top perspective view of a wine rack, showing my new design;
FIG. 2 is a front elevation view thereof;
FIG. 3 is a rear elevation view thereof;
FIG. 4 is a left side elevation view thereof;
FIG. 5 is a right side elevation view thereof;
FIG. 6 is a top plan view thereof; and,
FIG. 7 is a bottom plan view thereof.

1 Claim, 7 Drawing Sheets

(56) **References Cited**
U.S. PATENT DOCUMENTS

1,895,535 A * 1/1933 Brecht A47F 5/108
D6/675.2
3,606,023 A * 9/1971 Edmunds A47B 73/006
211/74
D238,535 S * 1/1976 Daniels D6/675.1
4,282,977 A * 8/1981 Di Lorenzo F16B 12/18
211/74
D277,058 S * 1/1985 Tortensson D6/672
D288,156 S * 2/1987 Nuncio D7/701
D400,375 S * 11/1998 Peng-Hui D6/675.1



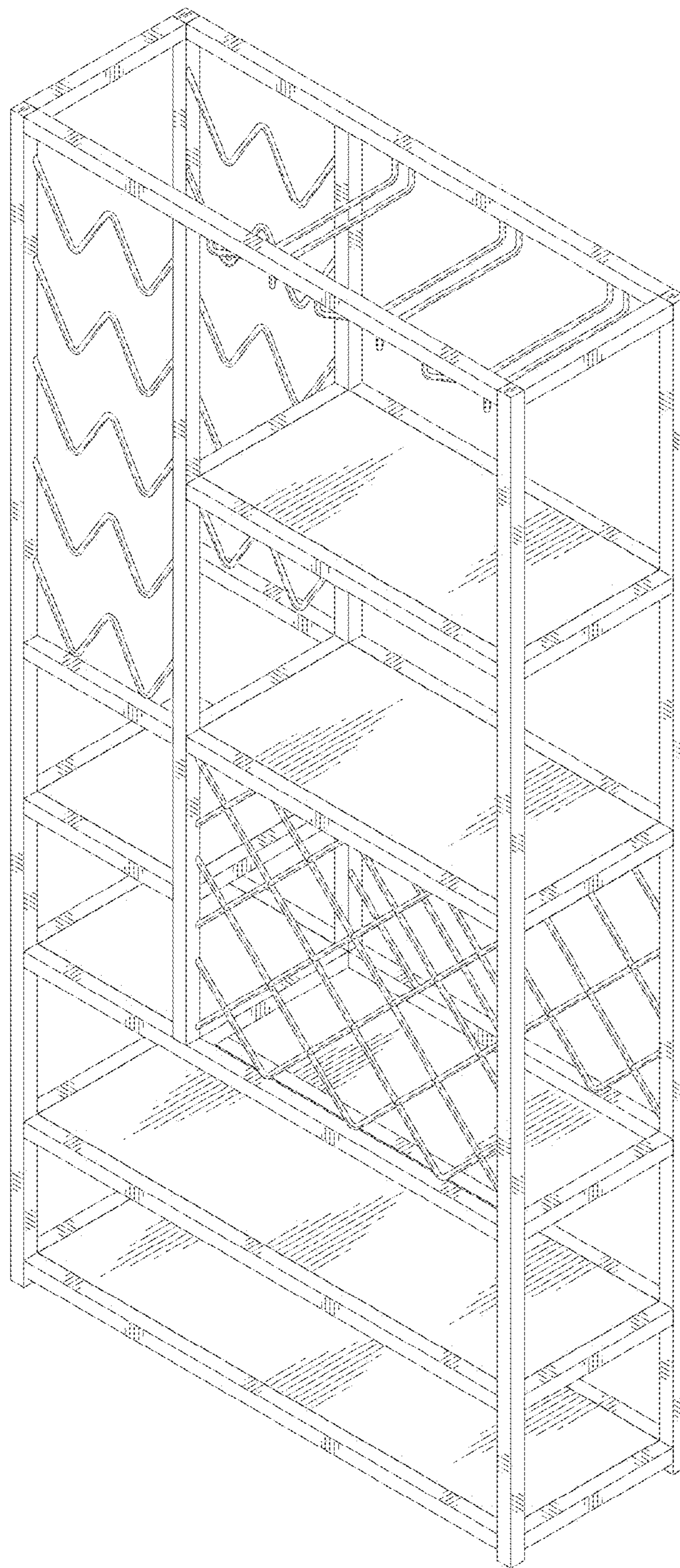


FIG. 1




FIG. 2




FIG. 3




FIG. 4




FIG. 5

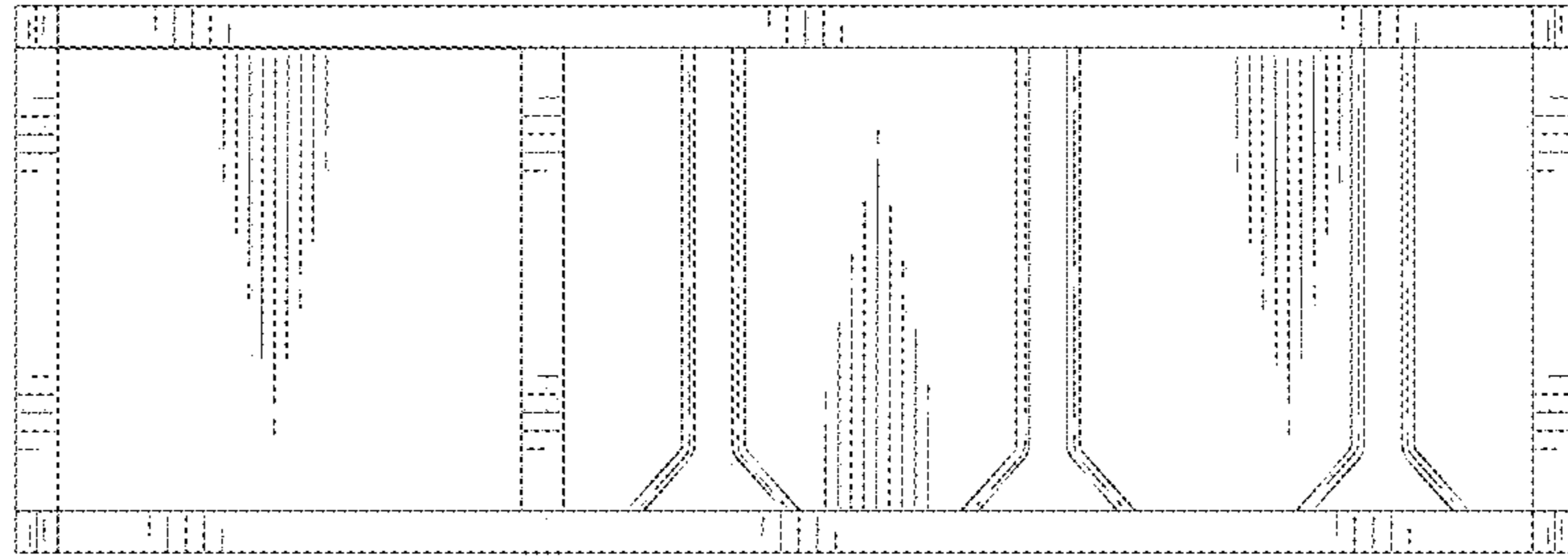


FIG. 6

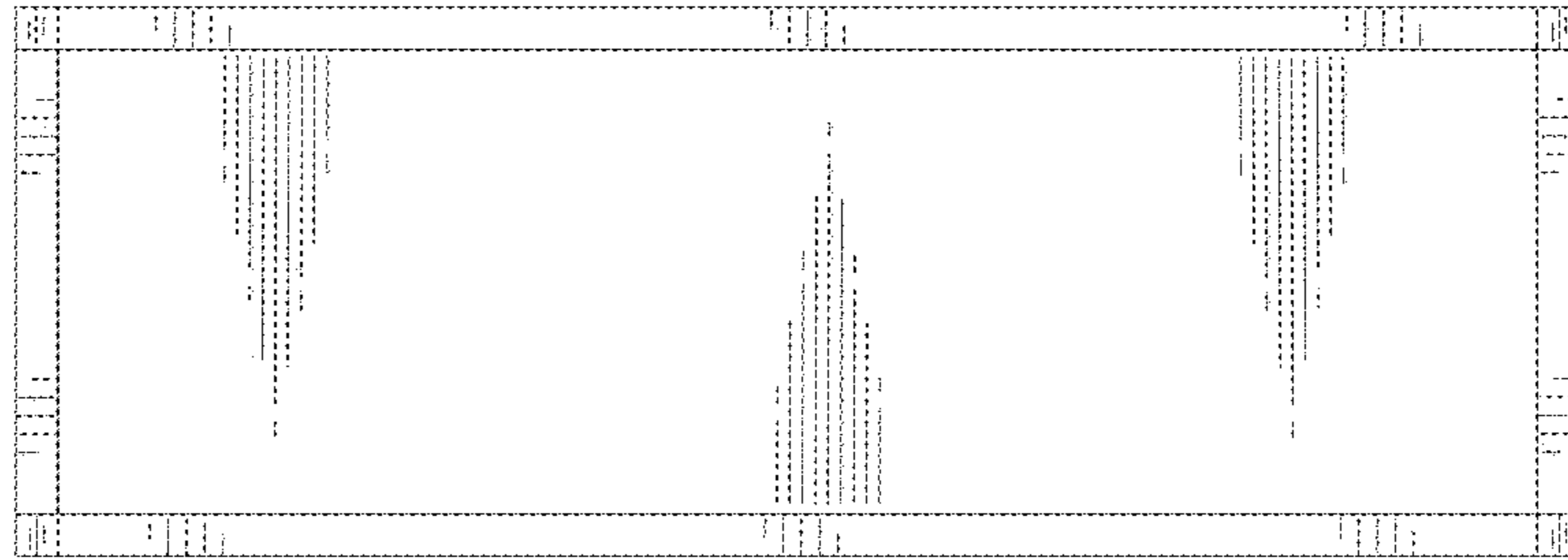


FIG. 7