



US00D964772S

(12) **United States Design Patent** (10) **Patent No.:** **US D964,772 S**
He (45) **Date of Patent:** **** Sep. 27, 2022**

(54) **PAPER TOWEL HOLDER**
(71) Applicant: **TONGXIANG GUIZHENG TRADE CO., LTD.,** Jiaxing (CN)
(72) Inventor: **Xiaohong He,** Jiaxing (CN)
(73) Assignee: **TONGXIANG GUIZHENG TRADE CO., LTD.,** Jiaxing (CN)
(**) Term: **15 Years**
(21) Appl. No.: **29/827,840**
(22) Filed: **Feb. 22, 2022**
(51) **LOC (13) Cl.** **06-04**
(52) **U.S. Cl.**
USPC **D6/521**
(58) **Field of Classification Search**
USPC D6/518-522; 248/309.1, 309.2;
211/13.1, 45.59, 89.01; 206/389, 391;
242/590, 597.7
CPC A47K 10/04; A47K 10/10; A47K 10/3836;
A47K 2010/324; A47K 2010/389; B08B
1/006
See application file for complete search history.

(56) **References Cited**
U.S. PATENT DOCUMENTS
D298,597 S * 11/1988 Bell D6/521
5,297,750 A * 3/1994 Hunt B65H 35/002
242/422.4
D356,226 S * 3/1995 Hay D6/521
D432,828 S * 10/2000 Snell D6/522
D489,558 S * 5/2004 Snell D6/521
D499,915 S * 12/2004 Snell D6/521
D499,916 S * 12/2004 Yang D6/521
D521,287 S * 5/2006 Mellen D6/521
D522,293 S * 6/2006 Yang D6/521
D523,268 S * 6/2006 Goodman D6/521

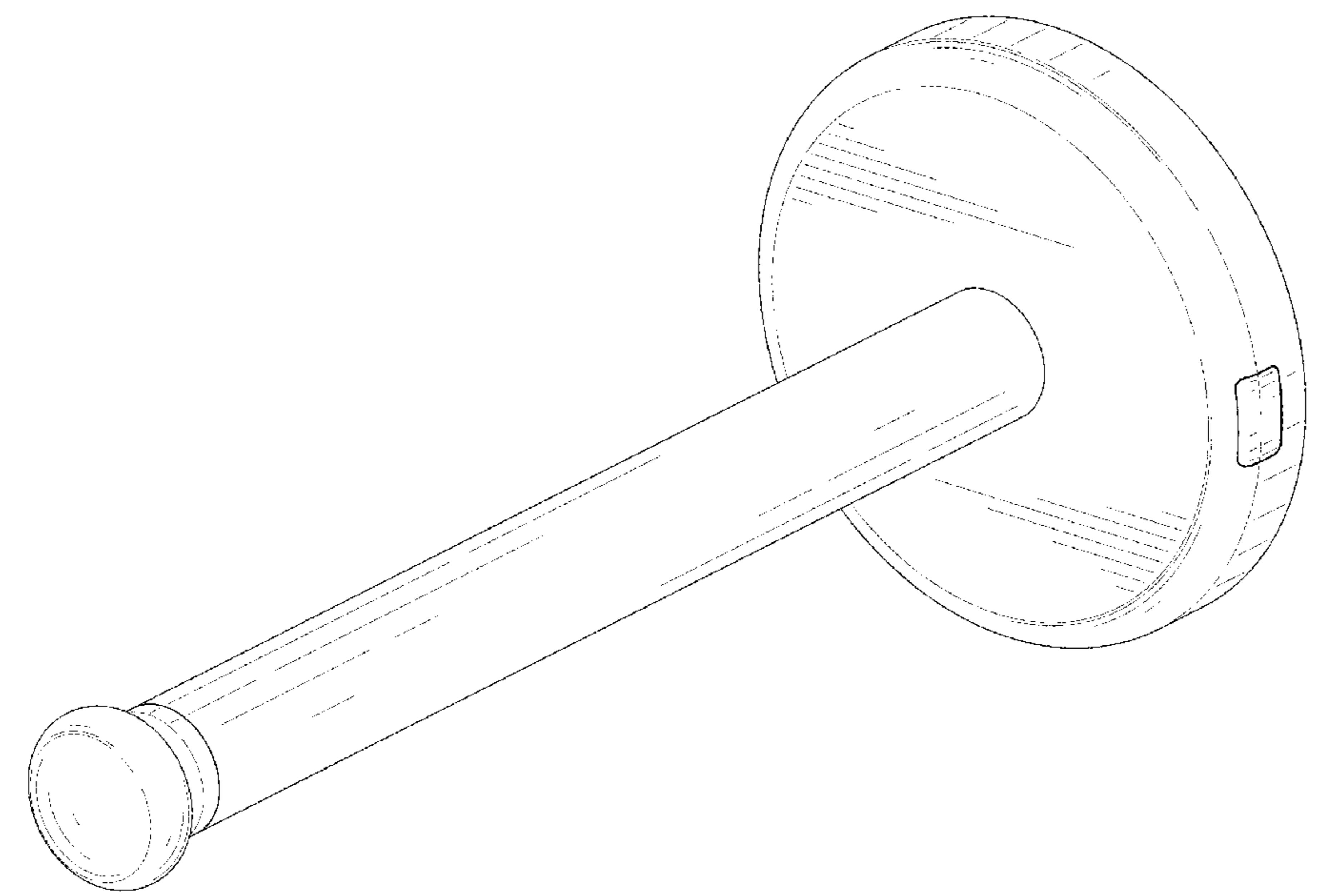
D523,672 S * 6/2006 Yang D6/521
D528,836 S * 9/2006 Petersen-Rutten D6/521
D530,549 S * 10/2006 Yang D6/521
D545,599 S * 7/2007 Yu D6/521
D563,130 S * 3/2008 Griffith D6/521
D577,527 S * 9/2008 Yu D6/521
D713,166 S * 9/2014 Miller D6/521
D761,039 S * 7/2016 Locker D6/521
D778,634 S * 2/2017 Locker D6/521
D787,226 S 5/2017 Goodman et al.
D811,114 S 2/2018 Goodman et al.
D878,077 S * 3/2020 Goodman D6/521
D880,891 S * 4/2020 Zhou D6/521
D906,006 S * 12/2020 Holding D6/521
D935,215 S * 11/2021 Liang D6/521
2006/0284001 A1 * 12/2006 Paradise A47K 10/3836
242/597.7
2007/0262191 A1 * 11/2007 Amron A47K 10/3836
242/597.7
2018/0213982 A1 * 8/2018 Taylor A47K 10/22

* cited by examiner
Primary Examiner — Nathan M Johnston

(57) **CLAIM**
The ornamental design for a paper towel holder, as shown and described.

DESCRIPTION
FIG. 1 is a perspective view of a paper towel holder showing my new design;
FIG. 2 is another perspective view thereof;
FIG. 3 is a front elevational view thereof;
FIG. 4 is a rear elevational view thereof;
FIG. 5 is a left side elevational view thereof;
FIG. 6 is a right side elevational view thereof;
FIG. 7 is a top plan view thereof; and,
FIG. 8 is a bottom plan view thereof.
The broken lines in the drawings depict portions of the paper towel holder that form no part of the claimed design.

1 Claim, 8 Drawing Sheets



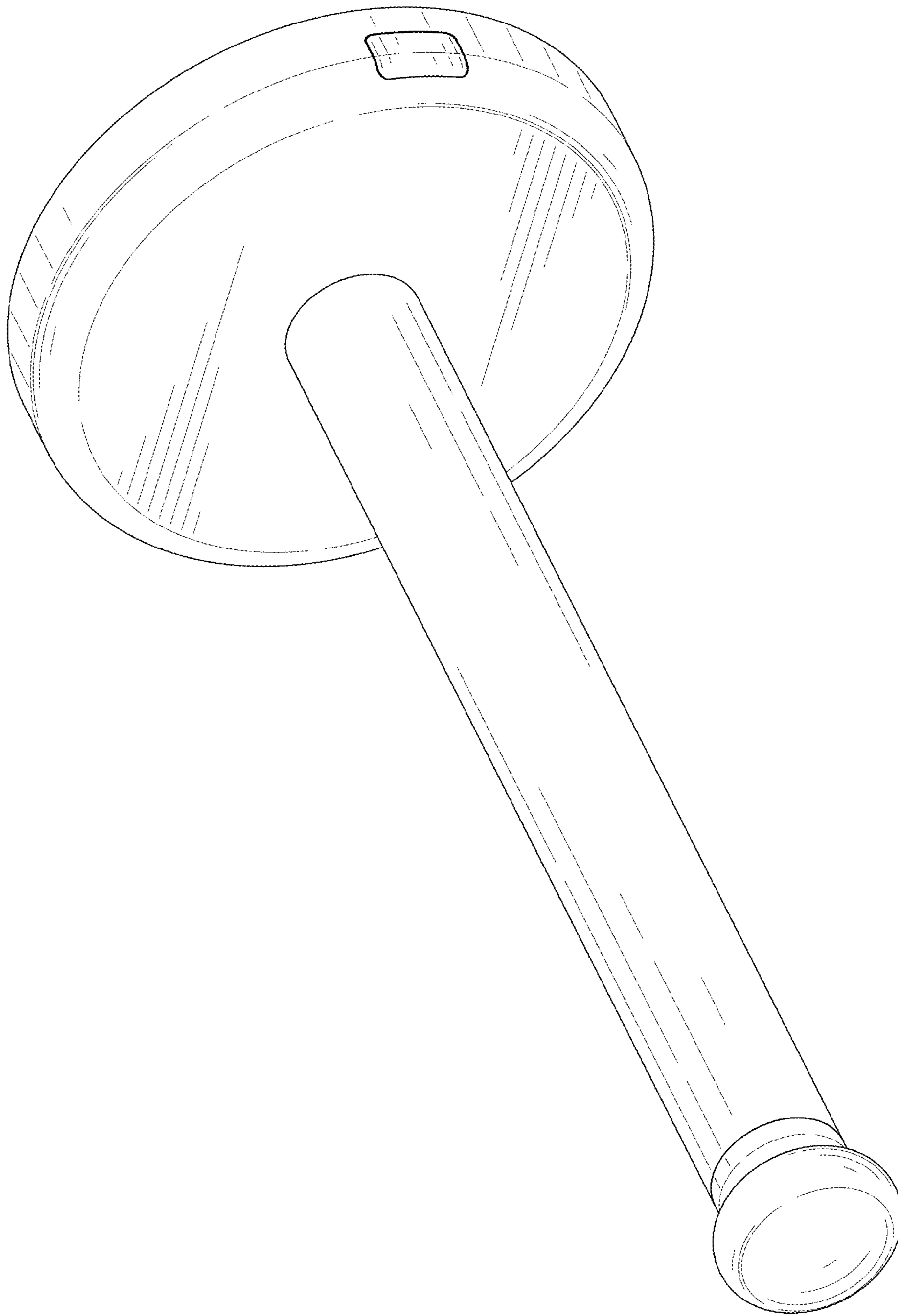


FIG. 1




FIG. 2

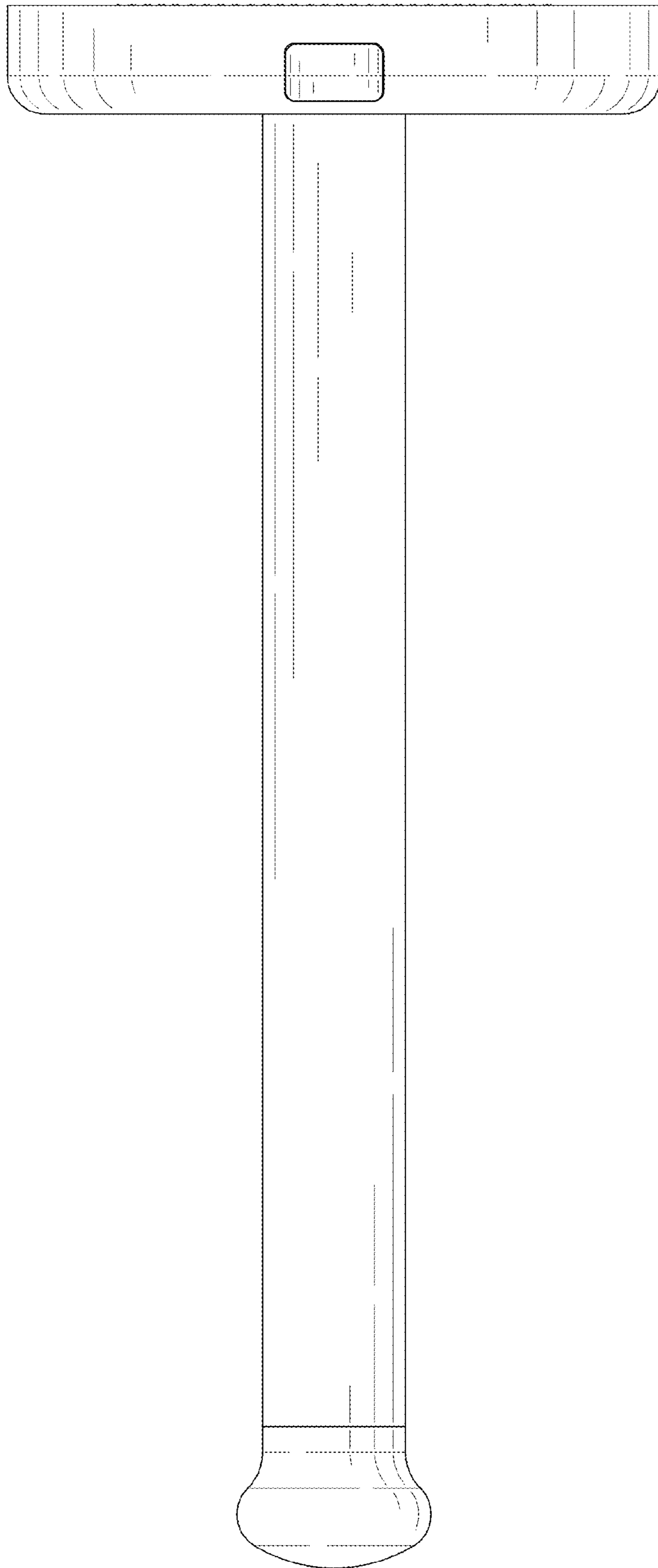


FIG. 3

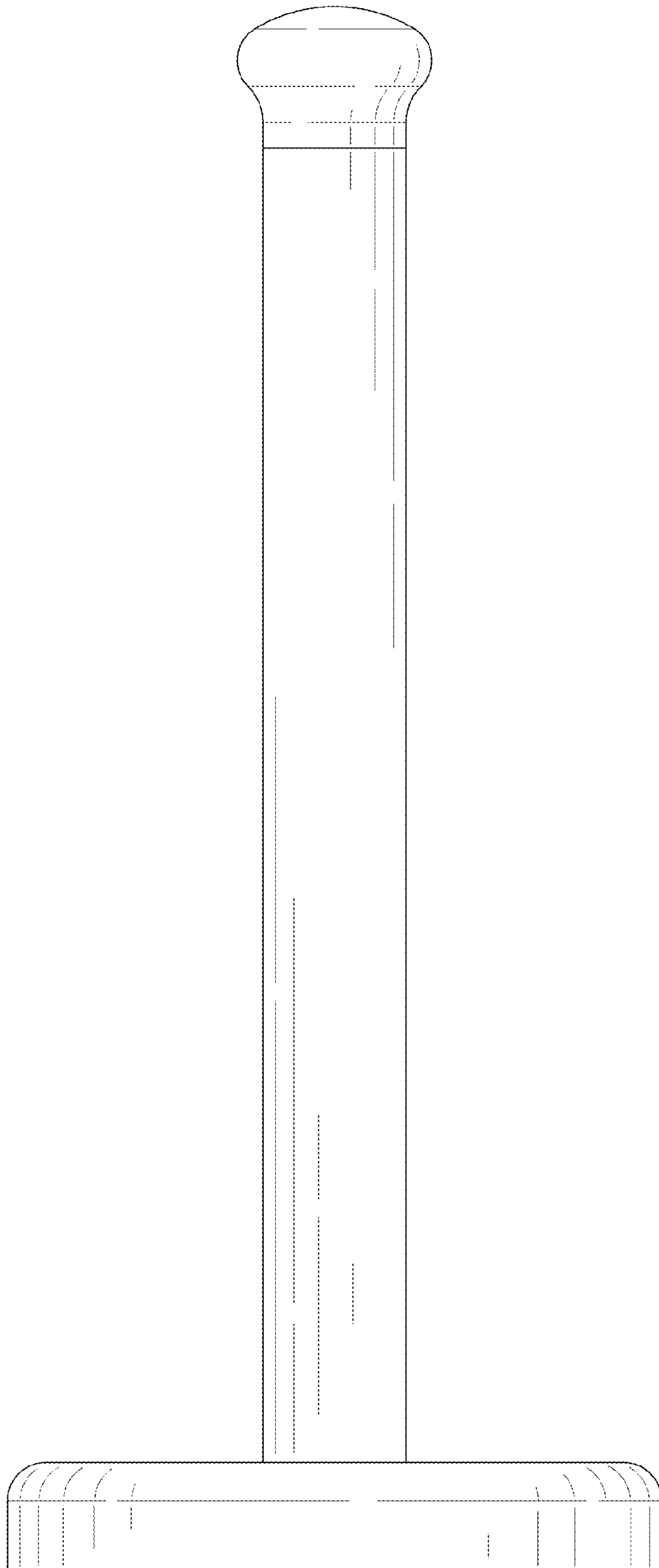


FIG. 4

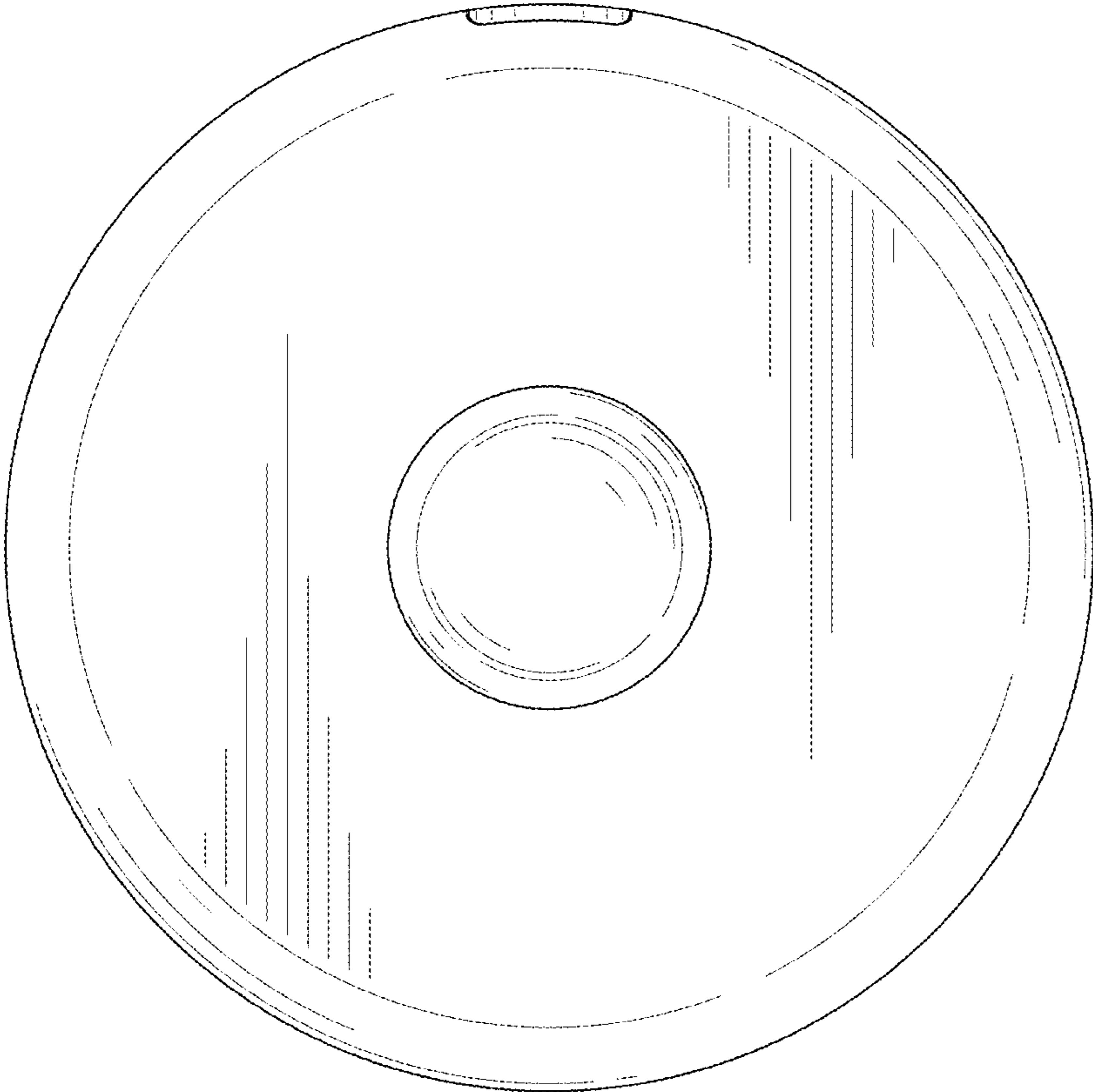


FIG. 5

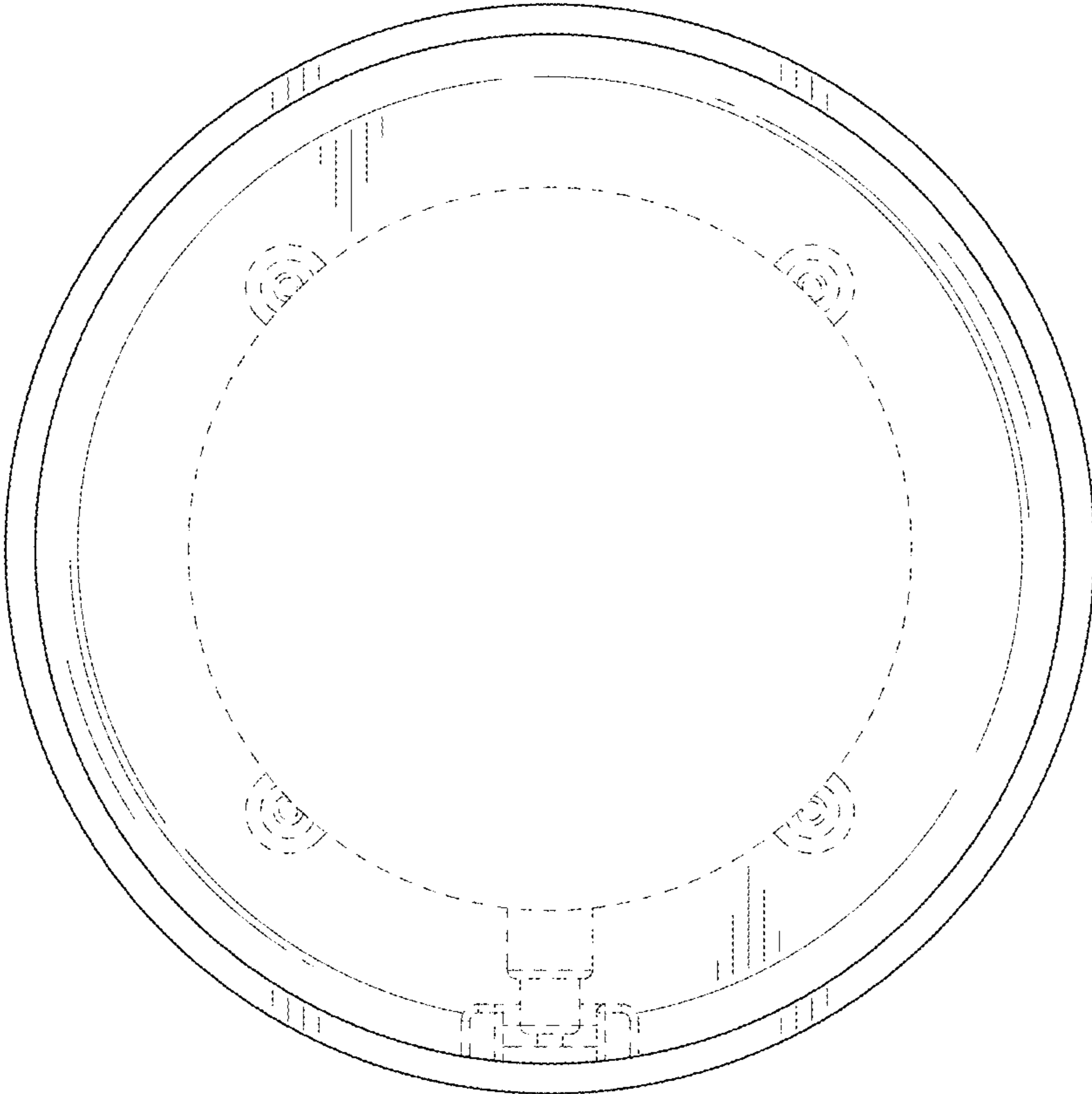


FIG. 6

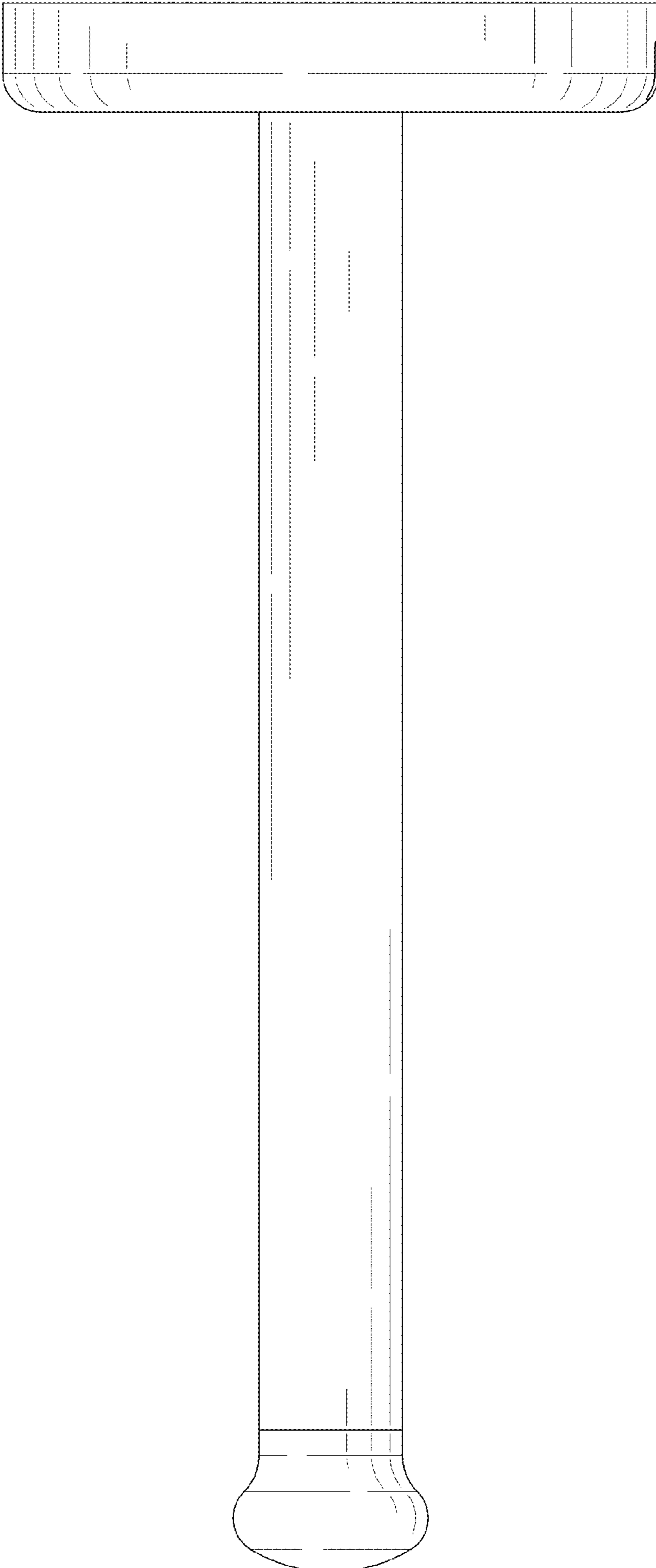


FIG. 7

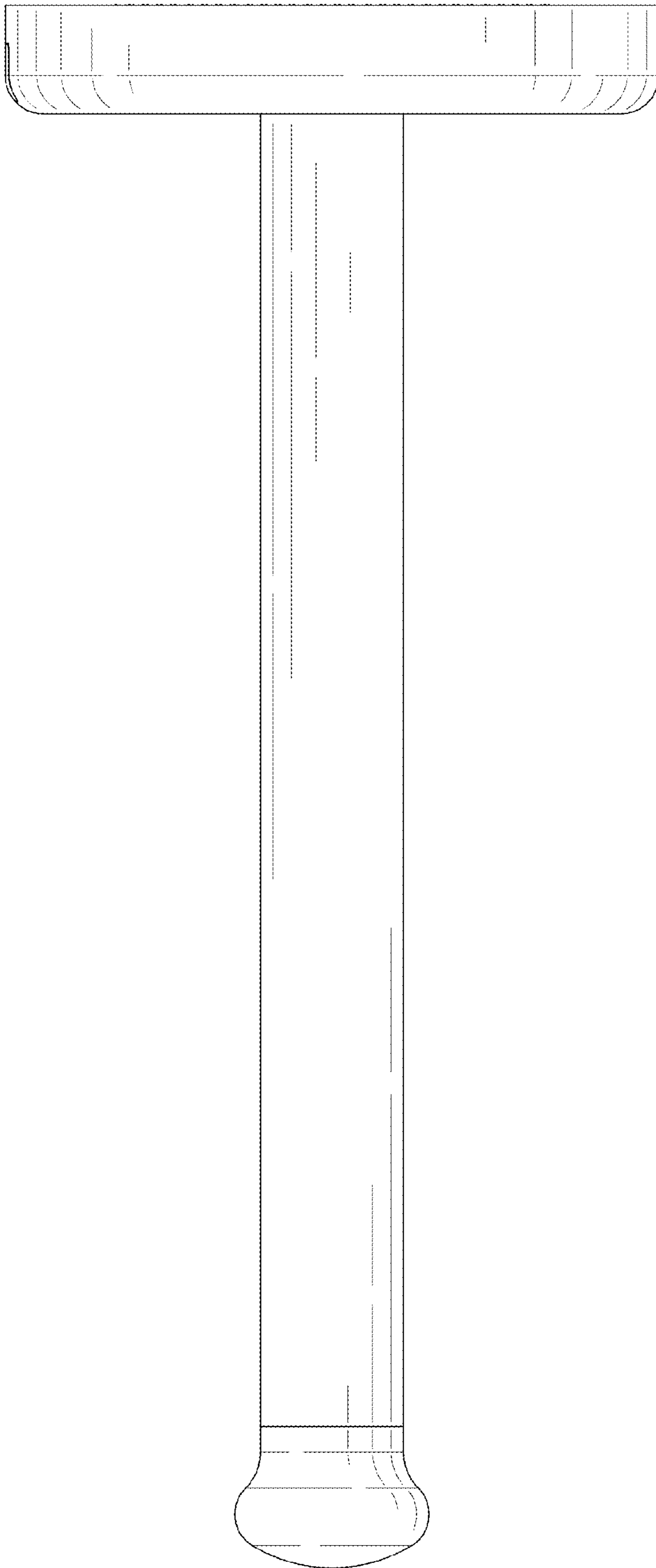


FIG. 8