



US00D964768S

(12) **United States Design Patent**
Jehs et al.

(10) **Patent No.:** **US D964,768 S**

(45) **Date of Patent:** **** Sep. 27, 2022**

(54) **SOFA**

(71) Applicant: **HERMAN MILLER, INC.**, Zeeland, MI (US)

(72) Inventors: **Markus Jehs**, Stuttgart (DE); **Jurgen Laub**, Stuttgart (DE)

(73) Assignee: **MillerKnoll, Inc.**, Zeeland, MI (US)

(**) Term: **15 Years**

(21) Appl. No.: **29/724,677**

(22) Filed: **Feb. 18, 2020**

(51) **LOC (13) Cl.** **06-01**

(52) **U.S. Cl.**
USPC **D6/381**

(58) **Field of Classification Search**
USPC D6/334, 335, 349, 355, 360, 364, 367, D6/369, 374, 375, 377, 378, 381
CPC A47C 4/02; A47C 4/28
See application file for complete search history.

(56) **References Cited**

U.S. PATENT DOCUMENTS

D174,929 S	6/1955	Spound	
D238,914 S *	2/1976	Zapf	D6/334
D245,886 S	9/1977	Wilson	
D280,271 S *	8/1985	Platner	D6/381
D336,376 S *	6/1993	Hollington	D6/334
D401,078 S *	11/1998	Relling	D6/381
D444,641 S *	7/2001	Lipparini	D6/381
D480,883 S *	10/2003	Williams	D6/381
D482,535 S *	11/2003	Williams	D6/334
D504,782 S	5/2005	Moser	
D505,277 S *	5/2005	Tapinassi	D6/334
D558,468 S *	1/2008	Lade	D6/334
D558,469 S	1/2008	Lade	
D559,576 S *	1/2008	Bauchet	D6/381
D578,317 S *	10/2008	Natuzzi	D6/381
D606,325 S	12/2009	Gharabegian	

D664,381 S	7/2012	Kubryk	
D702,451 S *	4/2014	Hayon	D6/375
D704,465 S *	5/2014	Massaud	D6/364
D717,555 S *	11/2014	Massaud	D6/364

(Continued)

OTHER PUBLICATIONS

Knoll Home Design "Womb Chair" <<https://www.knoll.com/product/womb-chair>> available as early as Mar. 12, 2017 (8 pages).

Primary Examiner — Deanna L Pratt

(74) *Attorney, Agent, or Firm* — Michael Best & Friedrich LLP

(57) **CLAIM**

We claim the ornamental design for a sofa, as shown and described.

DESCRIPTION

FIG. 1 is a perspective view of a sofa embodying the invention.

FIG. 2 is a front view of the sofa of FIG. 1.

FIG. 3 is a rear view of the sofa of FIG. 1.

FIG. 4 is a first side view of the sofa of FIG. 1.

FIG. 5 is a second side view of the sofa of FIG. 1.

FIG. 6 is a top view of the sofa of FIG. 1.

FIG. 7 is a bottom view of the sofa of FIG. 1.

FIG. 8 is a perspective view of another sofa embodying the invention.

FIG. 9 is a front view of the sofa of FIG. 8.

FIG. 10 is a rear view of the sofa of FIG. 8.

FIG. 11 is a first side view of the sofa of FIG. 8.

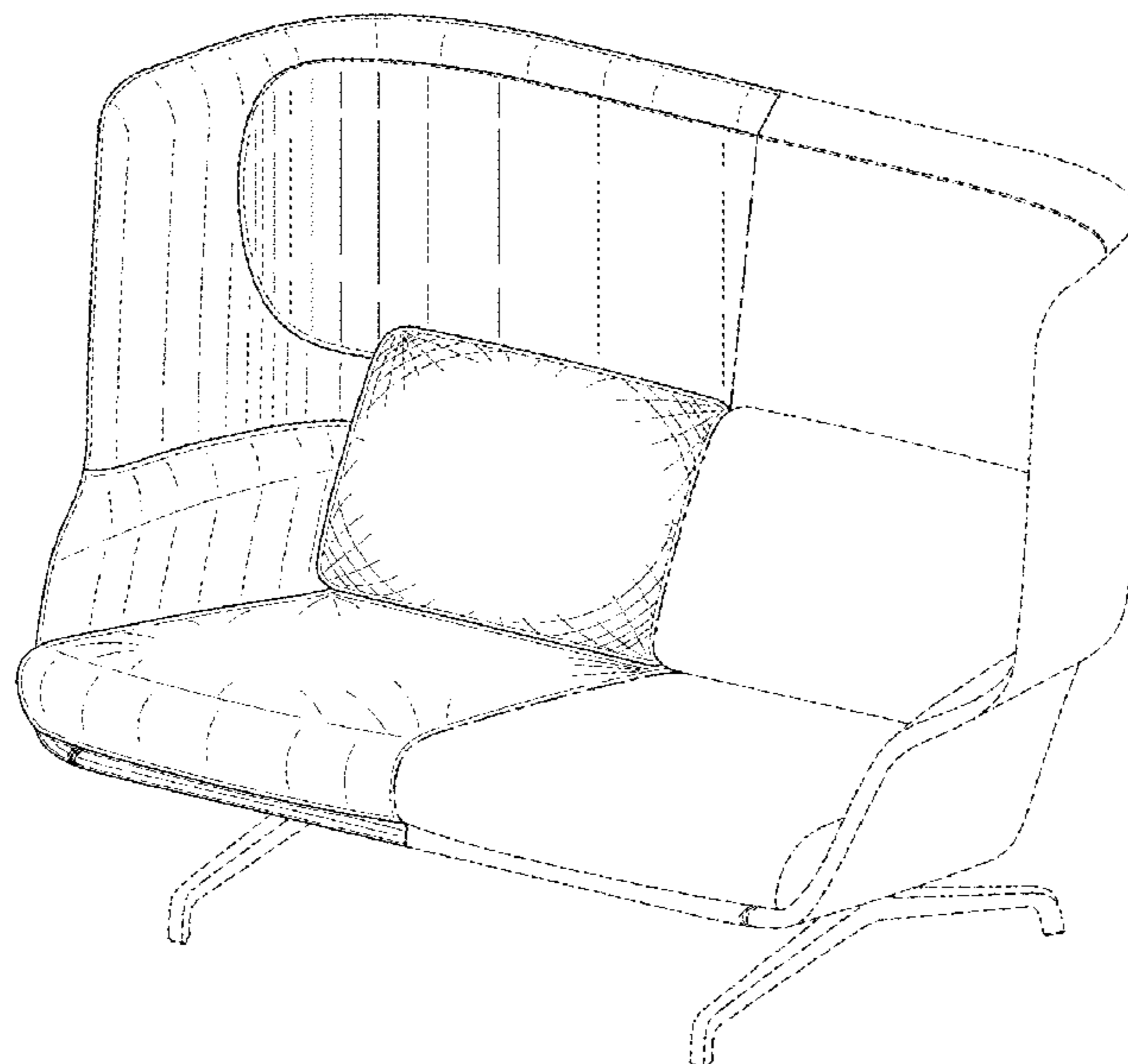
FIG. 12 is a second side view of the sofa of FIG. 8.

FIG. 13 is a top view of the sofa of FIG. 8; and,

FIG. 14 is a bottom view of the sofa of FIG. 8.

Portions of the sofa shown in evenly spaced broken lines form no part of the claimed design. Portions of the sofa shown in long and short broken lines form a boundary of the claimed design.

1 Claim, 14 Drawing Sheets



(56)

References Cited

U.S. PATENT DOCUMENTS

D730,098	S	5/2015	Kubryk	
D753,927	S *	4/2016	Webb	D6/378
D762,407	S	8/2016	Kubryk	
D766,640	S	9/2016	Kubryk	
D785,955	S *	5/2017	Jourdan	D6/381
D785,963	S *	5/2017	Podsiadlo	D6/374
D795,604	S *	8/2017	Webb	D6/381
D799,873	S	10/2017	Swy	
D799,874	S	10/2017	Swy	
D811,101	S	2/2018	Liu	
D864,638	S	10/2019	Jehs et al.	
D878,797	S *	3/2020	Killinger	D6/381
D880,919	S	4/2020	Jehs et al.	
D883,684	S *	5/2020	Urquiola	D6/335
D885,782	S *	6/2020	Gam	D6/381
D886,482	S *	6/2020	Herkner	D6/369
D890,544	S *	7/2020	Lucidi	D6/381
D901,912	S *	11/2020	Barber	D6/381
D906,716	S *	1/2021	Smrstick	D6/381
D925,245	S	7/2021	Williams	
D925,938	S *	7/2021	Andersen	D6/369
D931,004	S *	9/2021	Foersom	D6/369

* cited by examiner

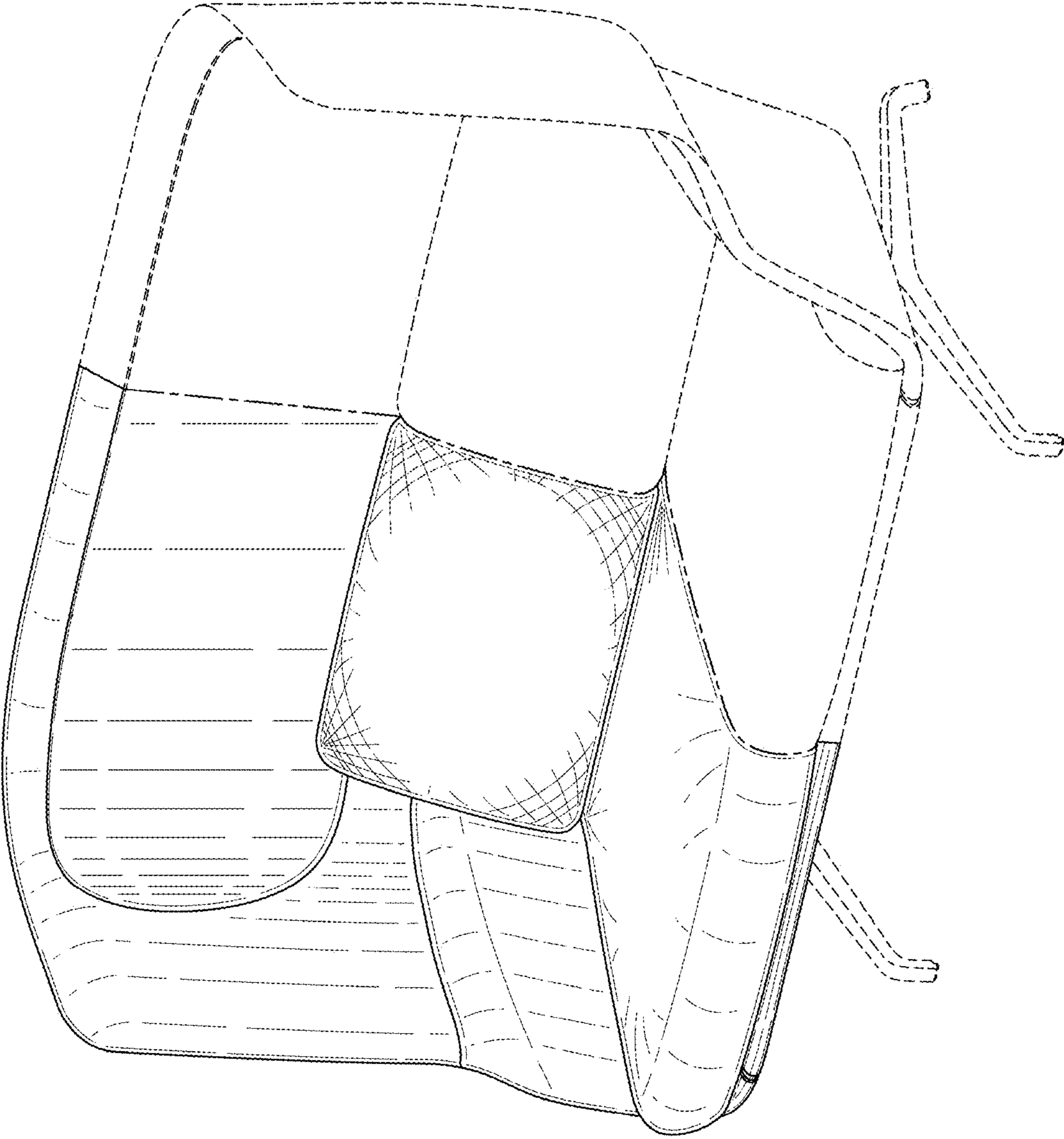


FIG. 1

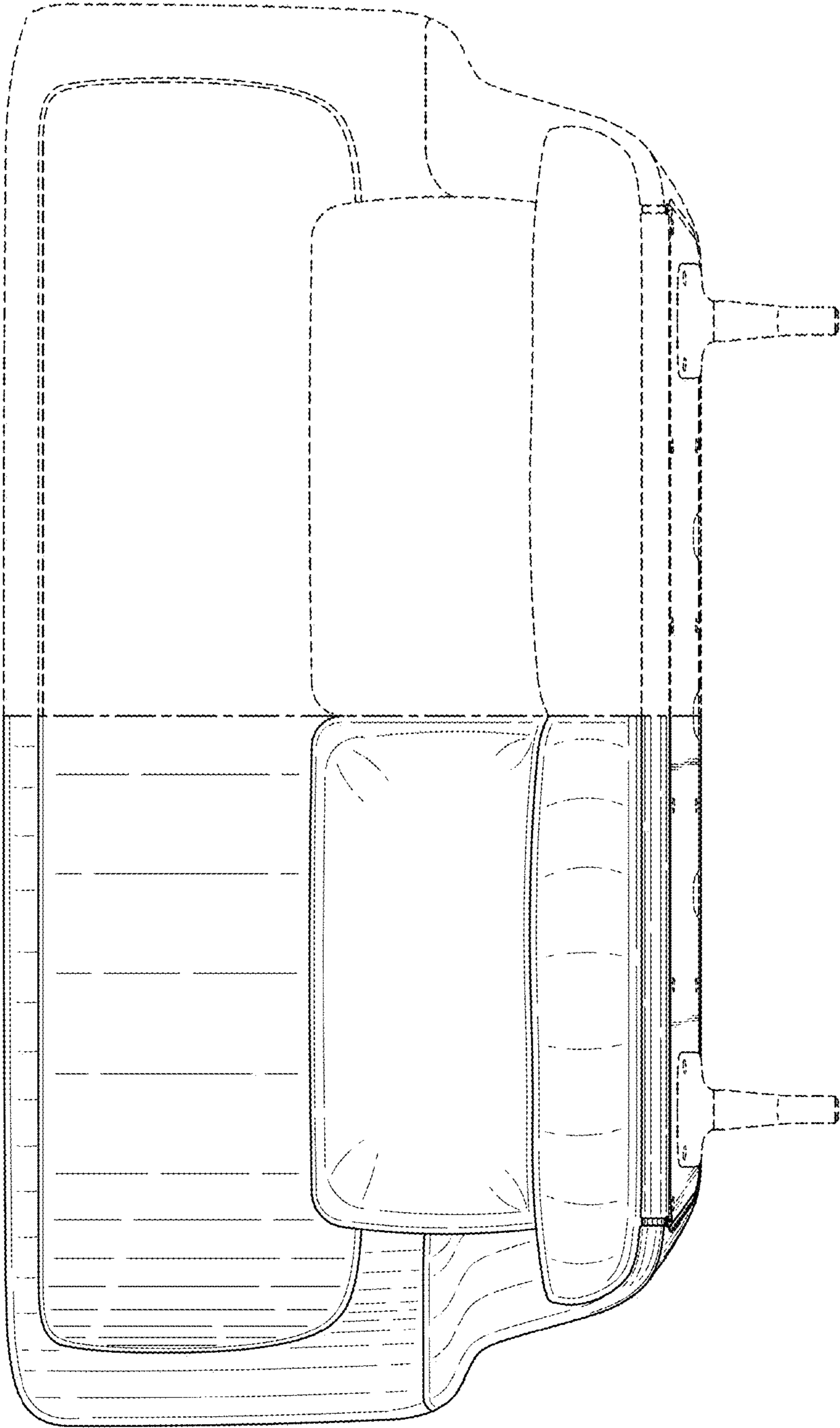


FIG. 2

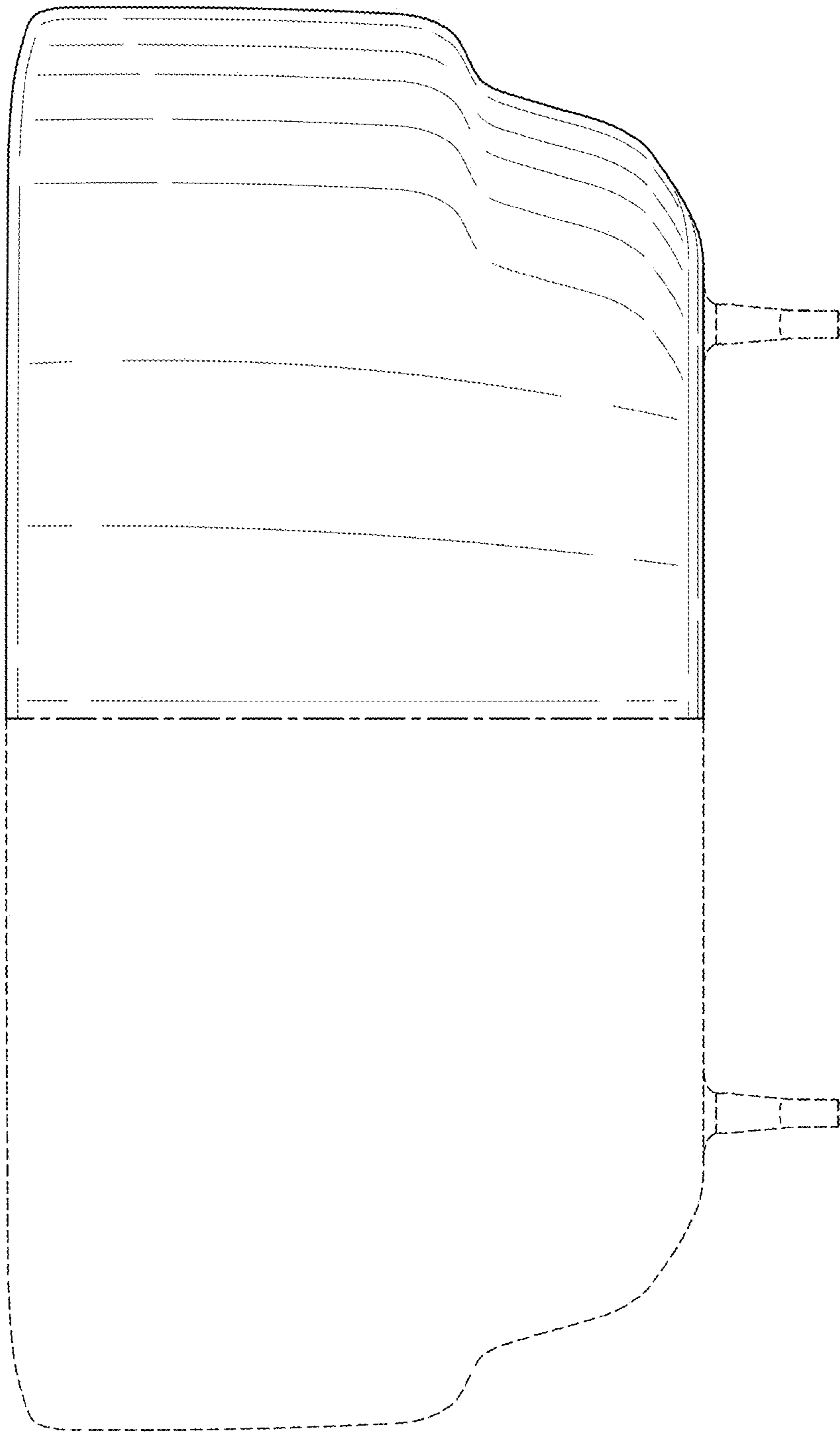


FIG. 3

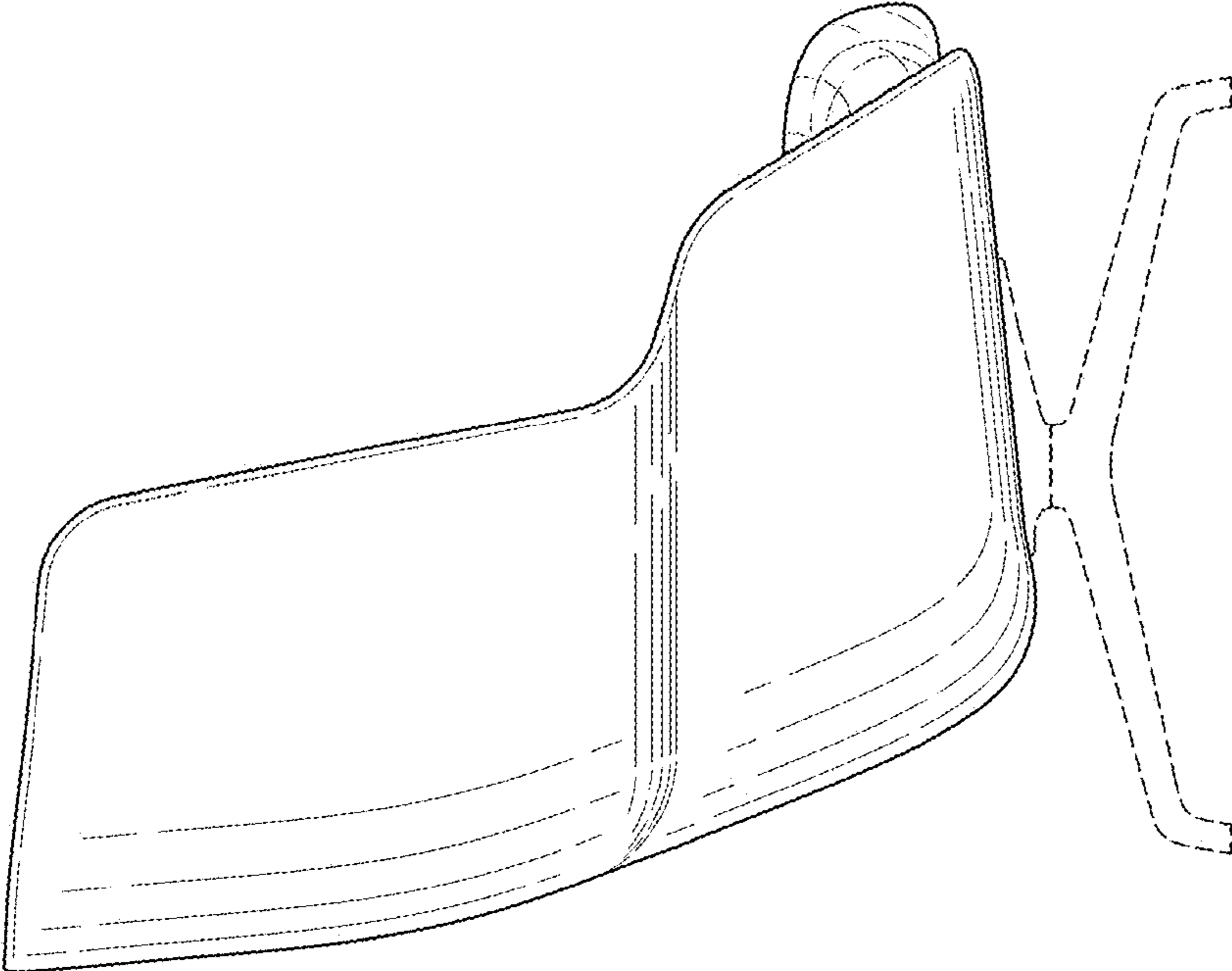


FIG. 4




FIG. 5

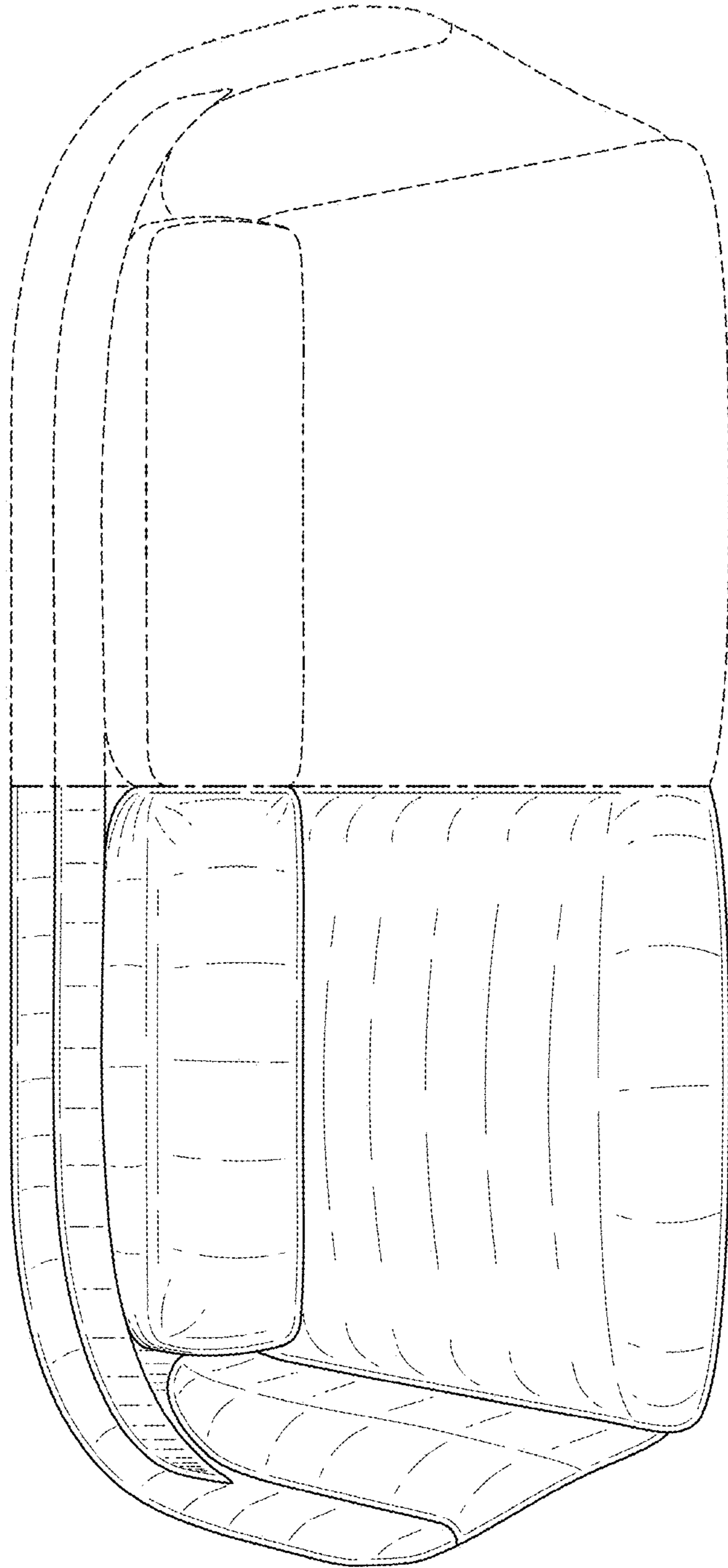


FIG. 6

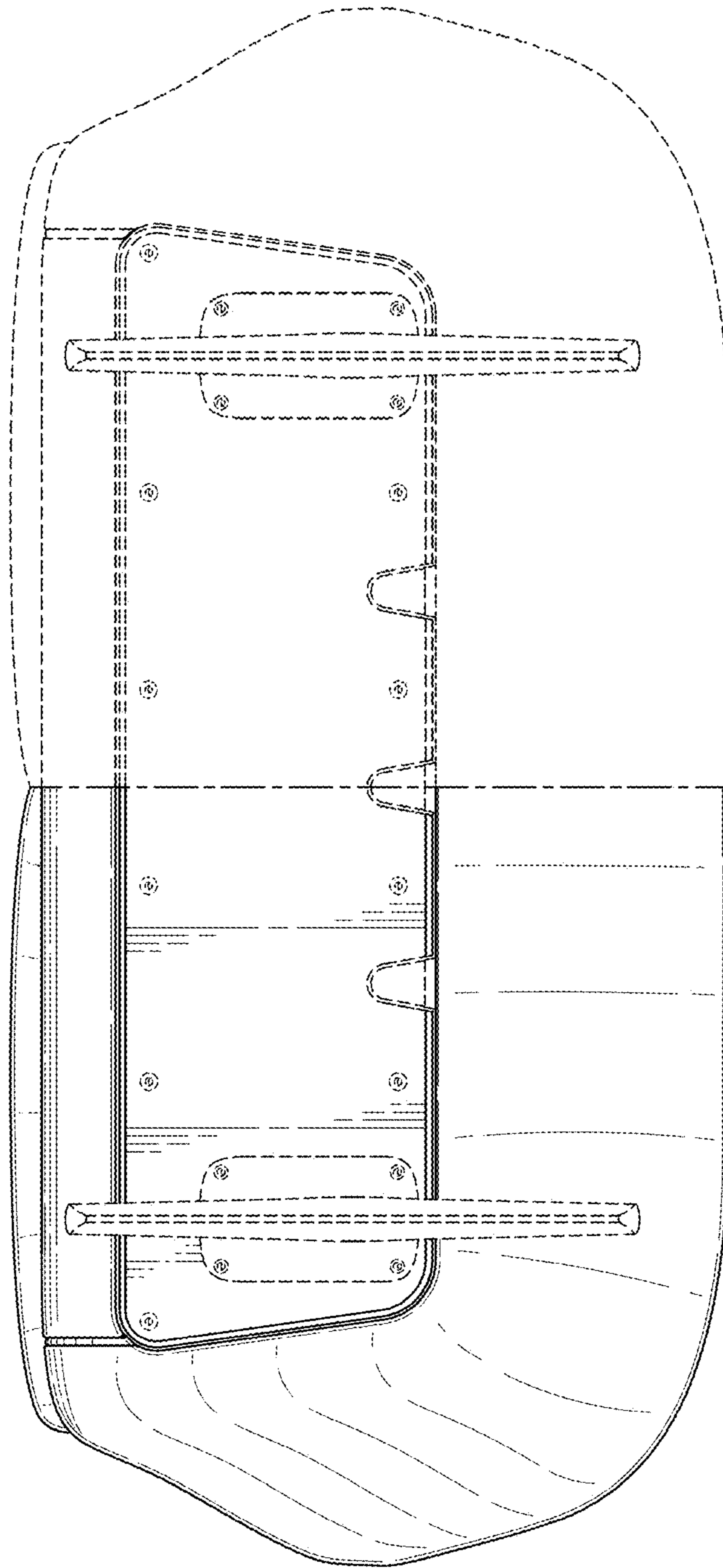


FIG. 7

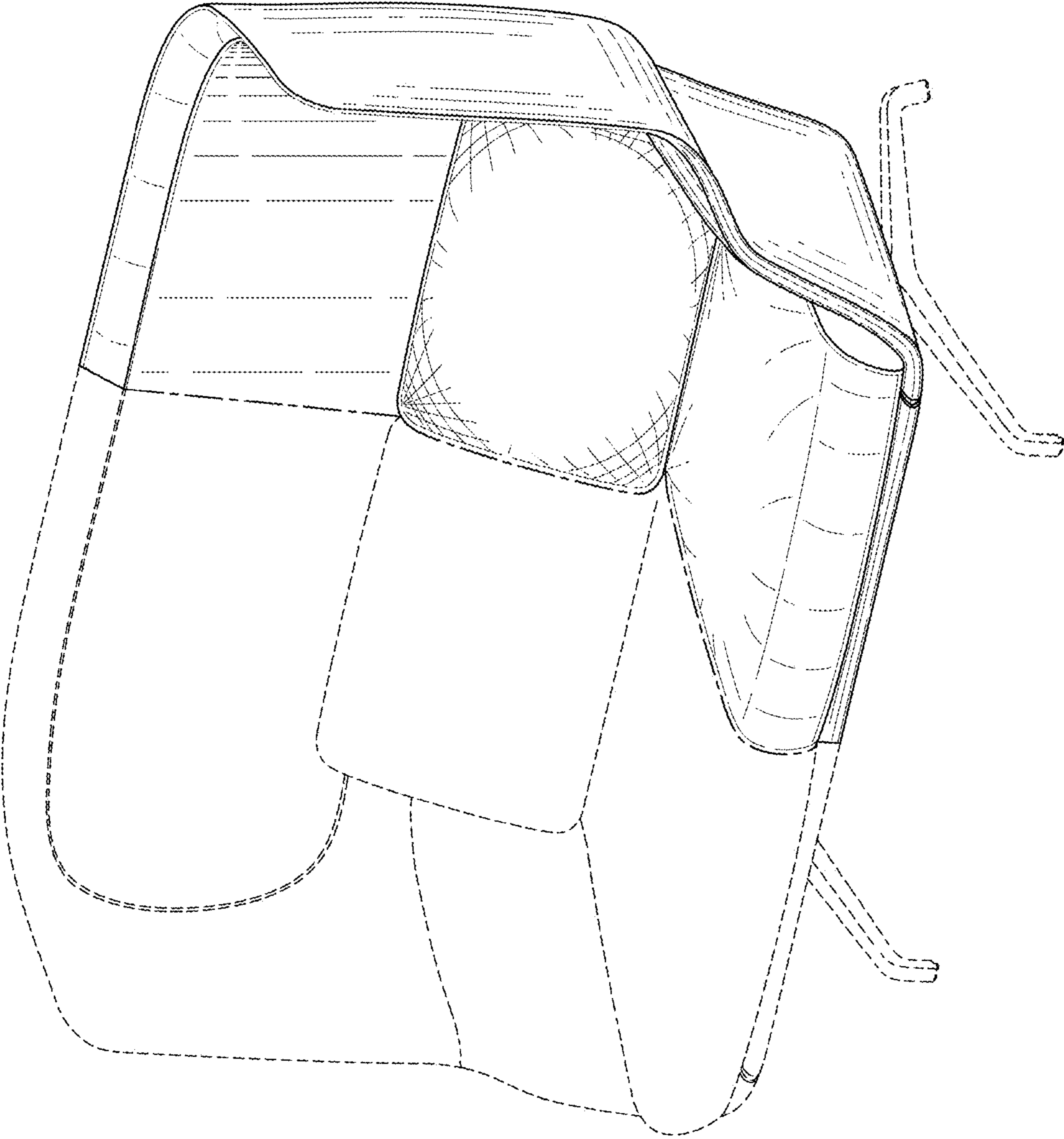


FIG. 8

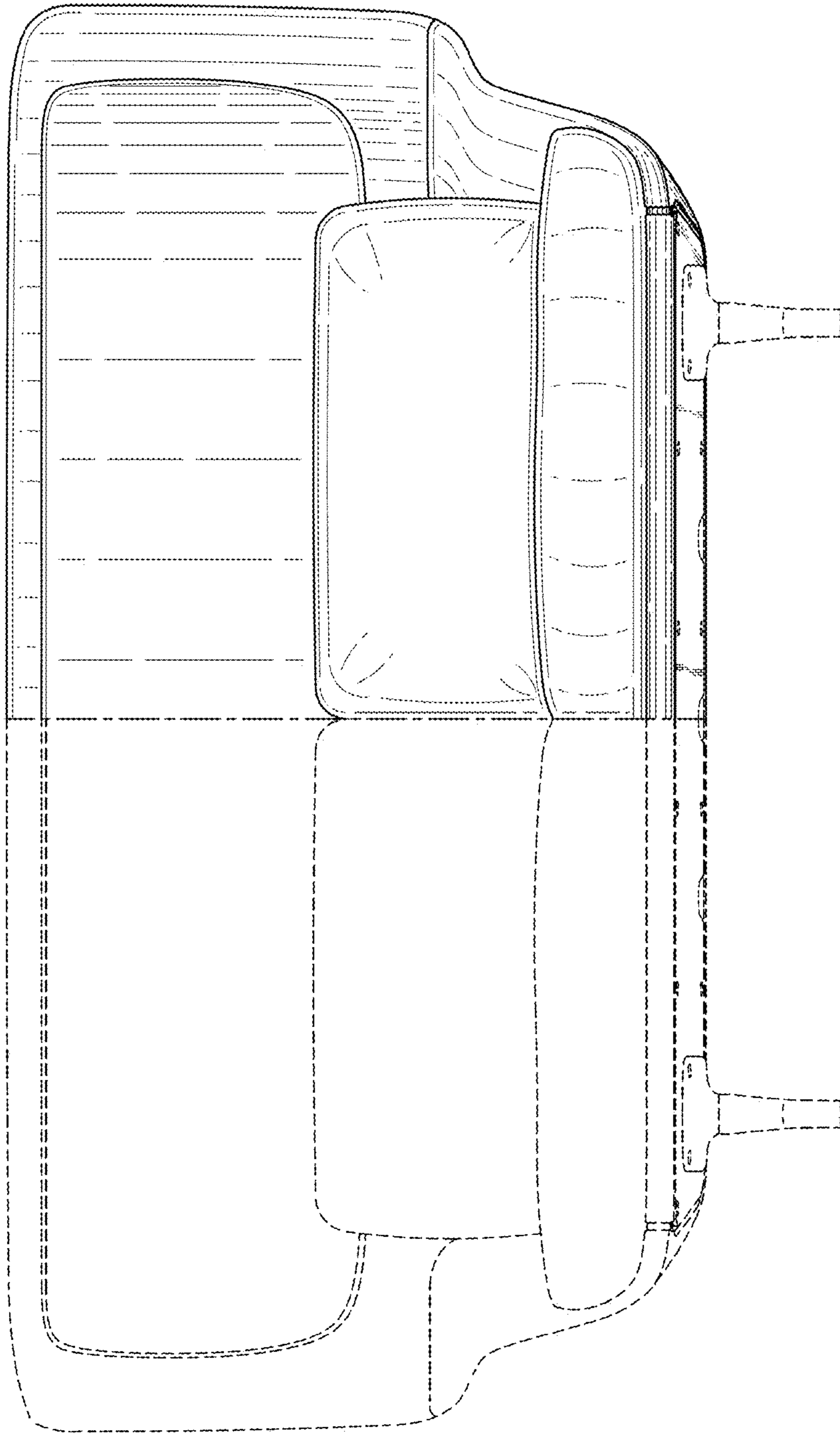


FIG. 9




FIG. 10




FIG. 11

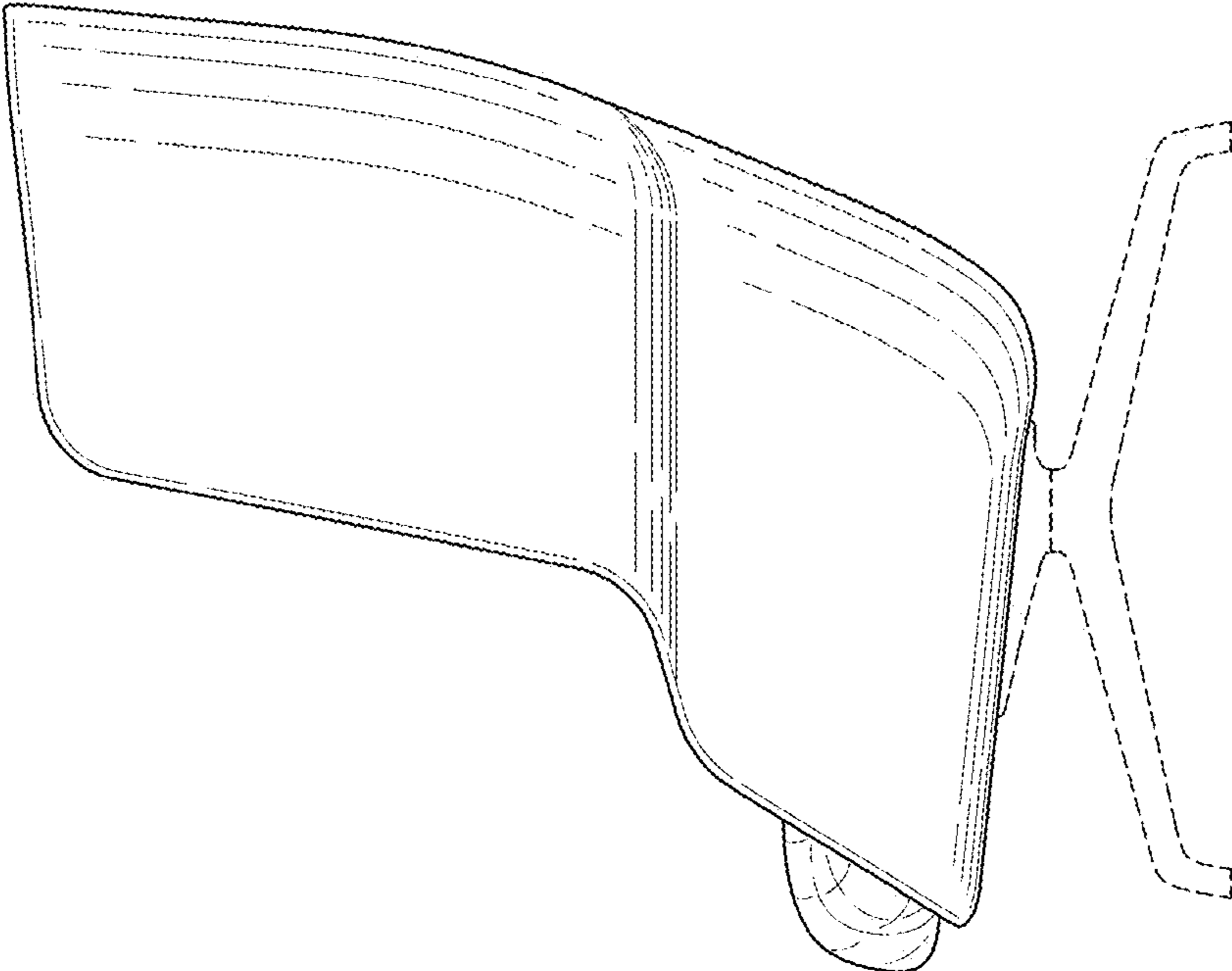


FIG. 12




FIG. 13

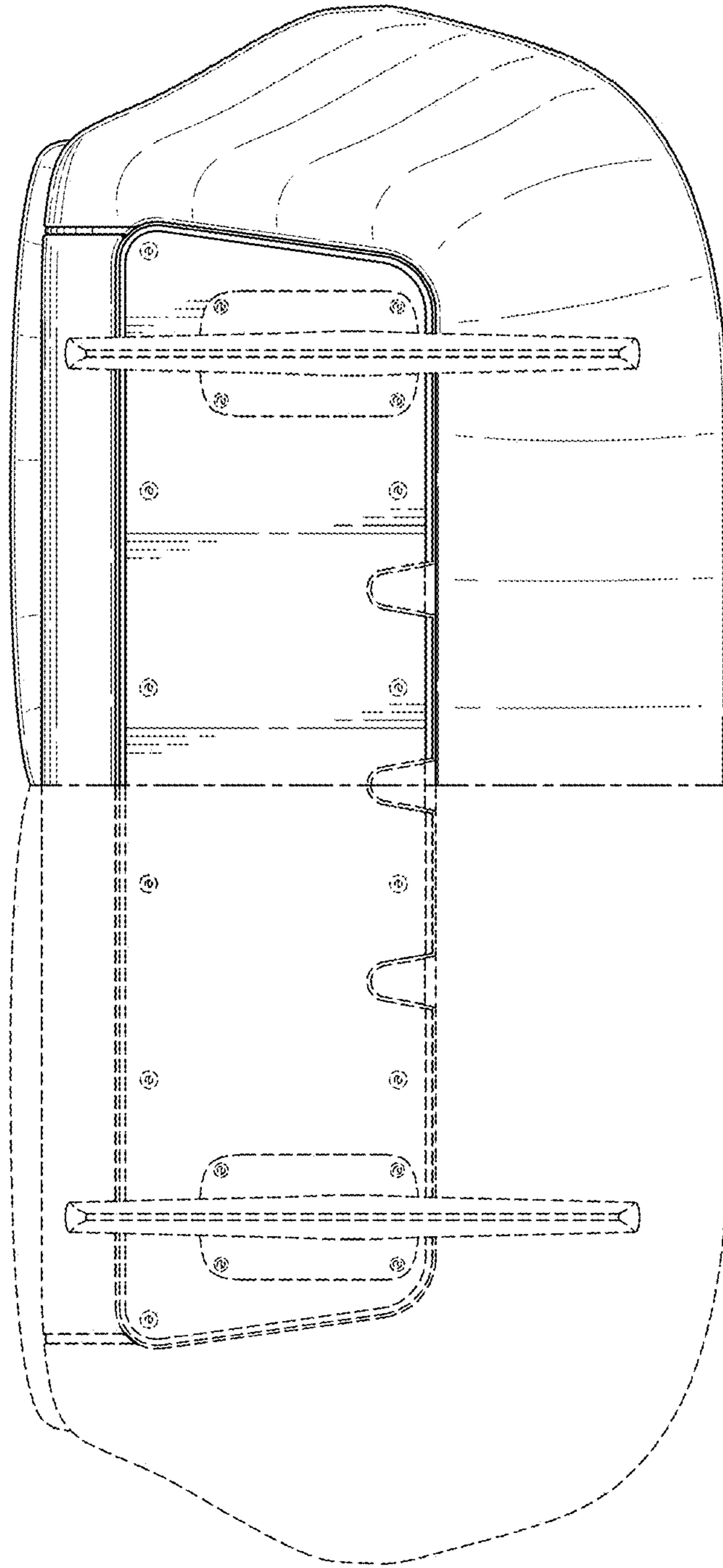


FIG. 14