



US00D964761S

(12) **United States Design Patent** (10) **Patent No.:** **US D964,761 S**
Difrancescantonio et al. (45) **Date of Patent:** **** Sep. 27, 2022**

(54) **VEHICLE SEAT**

(71) Applicant: **Jaguar Land Rover Limited**, Coventry (GB)

(72) Inventors: **Andrea Difrancescantonio**, Coventry (GB); **Toby Nunn**, Coventry (GB)

(73) Assignee: **JAGUAR LAND ROVER LIMITED**, Coventry (GB)

(**) Term: **15 Years**

(21) Appl. No.: **29/720,017**

(22) Filed: **Jan. 9, 2020**

(30) **Foreign Application Priority Data**

Jul. 11, 2019 (EM) 006623096

(51) **LOC (13) Cl.** **06-01**

(52) **U.S. Cl.**
USPC **D6/356**

(58) **Field of Classification Search**
USPC D6/334-336, 356, 364, 365, 366, 372,
D6/373, 374, 375, 716, 716.1, 716.2,
D6/716.4, 716.5

CPC .. A47C 3/12; A47C 3/18; A47C 4/028; A47C
7/18; A47C 7/24; A47C 7/38; A47C 7/40;
B60N 2/68; B60N 2/682; B60N 2/686;
B60N 2/688; B60N 2/80; B60N 2/803;
B60N 2/806

See application file for complete search history.

(56) **References Cited**

U.S. PATENT DOCUMENTS

D334,293 S * 3/1993 Bennett D6/366
D862,101 S * 10/2019 Song D6/356
D937,591 S * 12/2021 Wu D6/356

* cited by examiner

Primary Examiner — Mimosa De

(74) *Attorney, Agent, or Firm* — Reising Ethington P.C.

(57) **CLAIM**

The ornamental design for a vehicle seat, as shown and described.

DESCRIPTION

FIG. 1 is a front left elevated perspective view of a vehicle seat according to the present invention.

FIG. 2 is a front left perspective view of the seat shown in FIG. 1.

FIG. 3 is a rear right elevated perspective view thereof.

FIG. 4 is a rear right perspective view thereof.

FIG. 5 is a front view thereof.

FIG. 6 is a rear view thereof.

FIG. 7 is a left side view thereof.

FIG. 8 is a right side view thereof.

FIG. 9 is a top view thereof; and,

FIG. 10 is a bottom view thereof.

1 Claim, 10 Drawing Sheets





FIG. 1



FIG. 2



FIG. 3




FIG. 4




FIG. 5




FIG. 6




FIG. 7




FIG. 8




FIG. 9



FIG. 10