

US00D964756S

(12) **United States Design Patent**
Zhi et al.

(10) **Patent No.:** **US D964,756 S**
(45) **Date of Patent:** **** Sep. 27, 2022**

(54) **COAT HOOK BASE**

(71) Applicants: **Xucan Zhi**, Guangdong (CN); **Liujuan Zhang**, Guangdong (CN)

(72) Inventors: **Xucan Zhi**, Guangdong (CN); **Liujuan Zhang**, Guangdong (CN)

(73) Assignee: **Liujuan Zhang**, Guangdong (CN)

(**) Term: **15 Years**

(21) Appl. No.: **29/814,153**

(22) Filed: **Nov. 3, 2021**

(51) **LOC (13) Cl.** **06-08**

(52) **U.S. Cl.**
USPC **D6/328**; D6/320; D6/323

(58) **Field of Classification Search**
USPC D6/315, 317-320, 323, 326, 328, 553,
D6/672; D8/367, 372, 373, 380
CPC A47G 25/00; A47G 25/06; A47G 25/10;
A47G 25/28; A47G 25/30; A47G 25/32;
A47G 25/68; A47G 1/00
See application file for complete search history.

(56) **References Cited**

U.S. PATENT DOCUMENTS

D59,456 S *	10/1921	Cole	D6/320
3,829,999 A *	8/1974	Bernstein	G09F 13/0413 40/605
D291,154 S *	8/1987	Owen	D6/323
D473,455 S *	4/2003	Goodman	D8/372
D494,048 S *	8/2004	Goodman	D8/372
D559,089 S *	1/2008	Goodman	D8/372
D706,614 S *	6/2014	Schraufnagel	D8/372
D731,291 S	6/2015	Boetl		
D736,061 S	8/2015	Boetl		
D741,069 S *	10/2015	Vanderheyden	D6/300
D751,372 S *	3/2016	Thompson	D8/372
D802,325 S *	11/2017	Holguin	D8/372
10,258,180 B2 *	4/2019	Malott	F16B 45/00

D913,708 S *	3/2021	Theroux	D6/567
D955,137 S *	6/2022	Worden, IV	D6/569
2008/0095962 A1 *	4/2008	Lee	G09F 3/0288 428/40.1

OTHER PUBLICATIONS

Design #008706527-0006, App. Date Sep. 27, 2021, Country code EU, Publication date Sep. 30, 2021, Owner name Xucan Zhi, Creator Xucan Zhi. (Year: 2021).*

(Continued)

Primary Examiner — Mary Ann Calabrese

Assistant Examiner — Mark David Wolfley

(74) *Attorney, Agent, or Firm* — True Shepherd, LLC;
Andrew Cheng

(57) **CLAIM**

The ornamental design for a coat hook base, as shown and described.

DESCRIPTION

FIG. 1 is a front, right, top perspective view of a coat hook base, showing my design.

FIG. 2 is a rear, left, bottom perspective view thereof.

FIG. 3 is a front elevation view thereof.

FIG. 4 is a rear elevation view thereof.

FIG. 5 is a left side elevation view thereof.

FIG. 6 is a right side elevation view thereof.

FIG. 7 is a top plan view thereof.

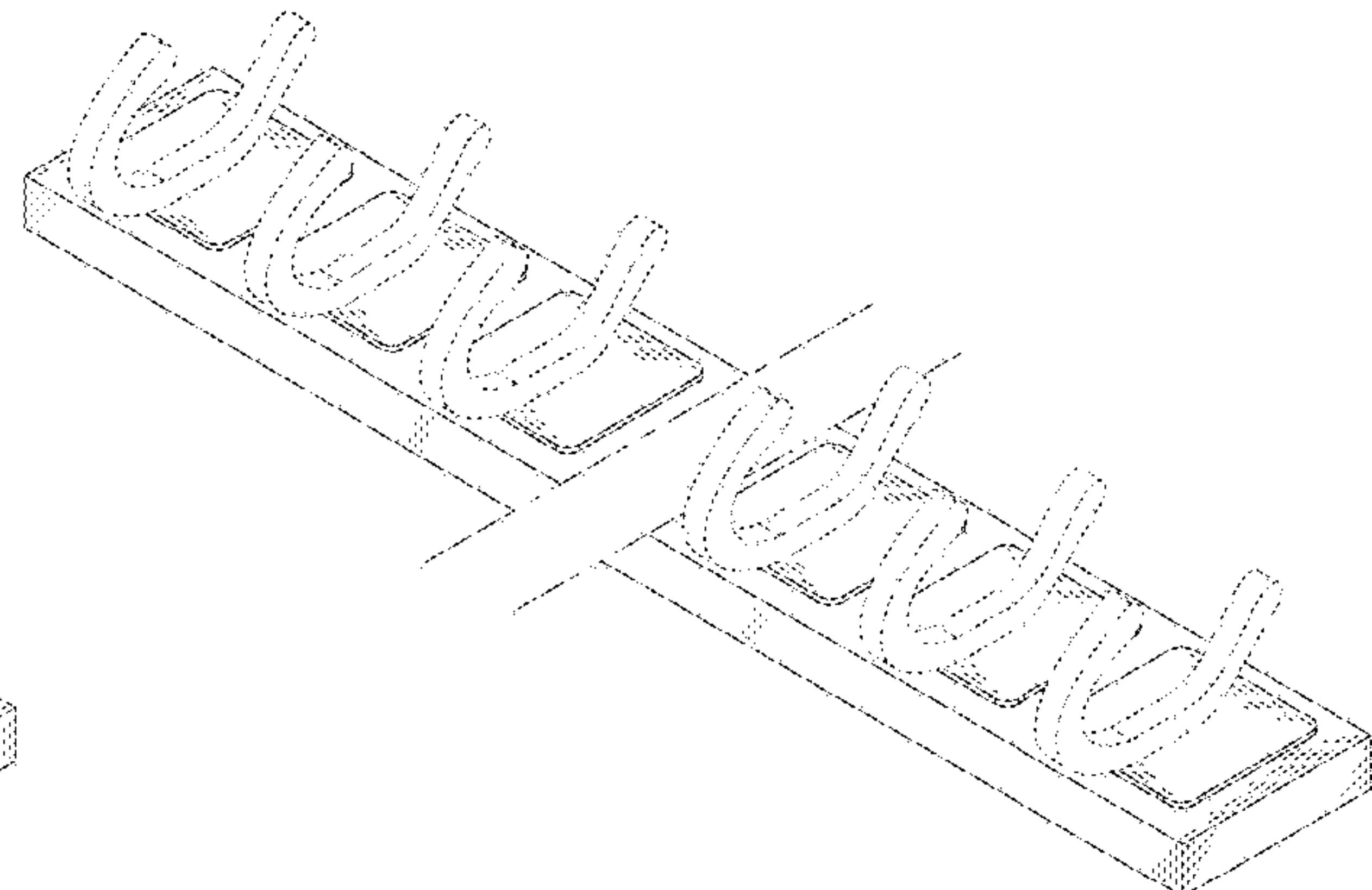
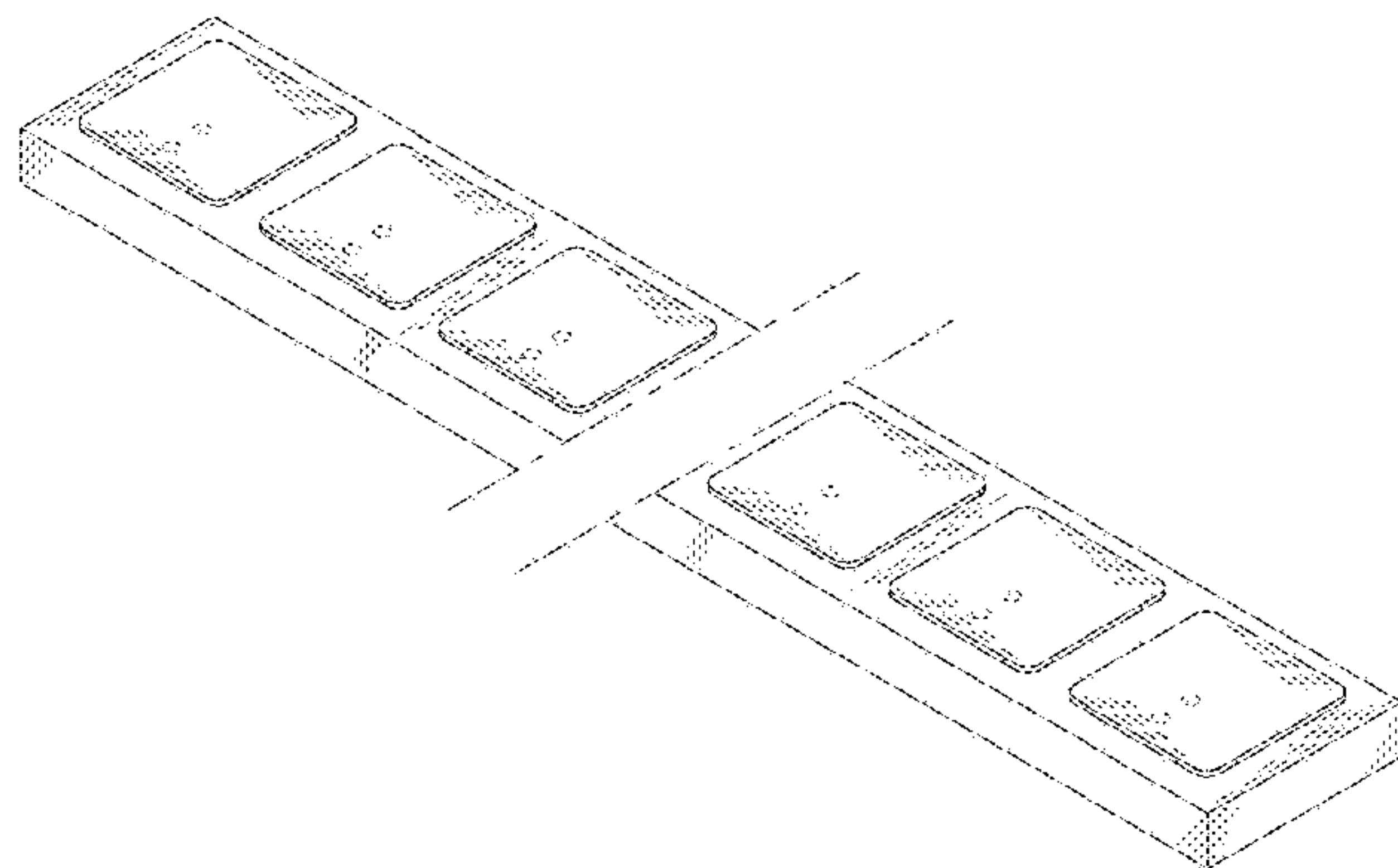
FIG. 8 is a bottom plan view thereof; and,

FIG. 9 is a front, right, top perspective view of the coat hook base in use.

The broken lines shown in the drawings are included for the purpose of illustrating portions of the coat hook base that form no part of the claimed design.

The coat hook base is shown with a symbolic break in its length, any portion of the article between the break lines forms no part of the claimed design.

1 Claim, 9 Drawing Sheets



(56)

References Cited

OTHER PUBLICATIONS

Wooden wall mounted folding rack, available in amazon.com, date first available Aug. 13, 2019, site visited Jul. 20, 2022 URL:<https://www.amazon.com/Mounted-Folding-Floating-Space-Saving-Scarves/dp/B07WFDX5B4?th=1> (Year: 2019).*

* cited by examiner

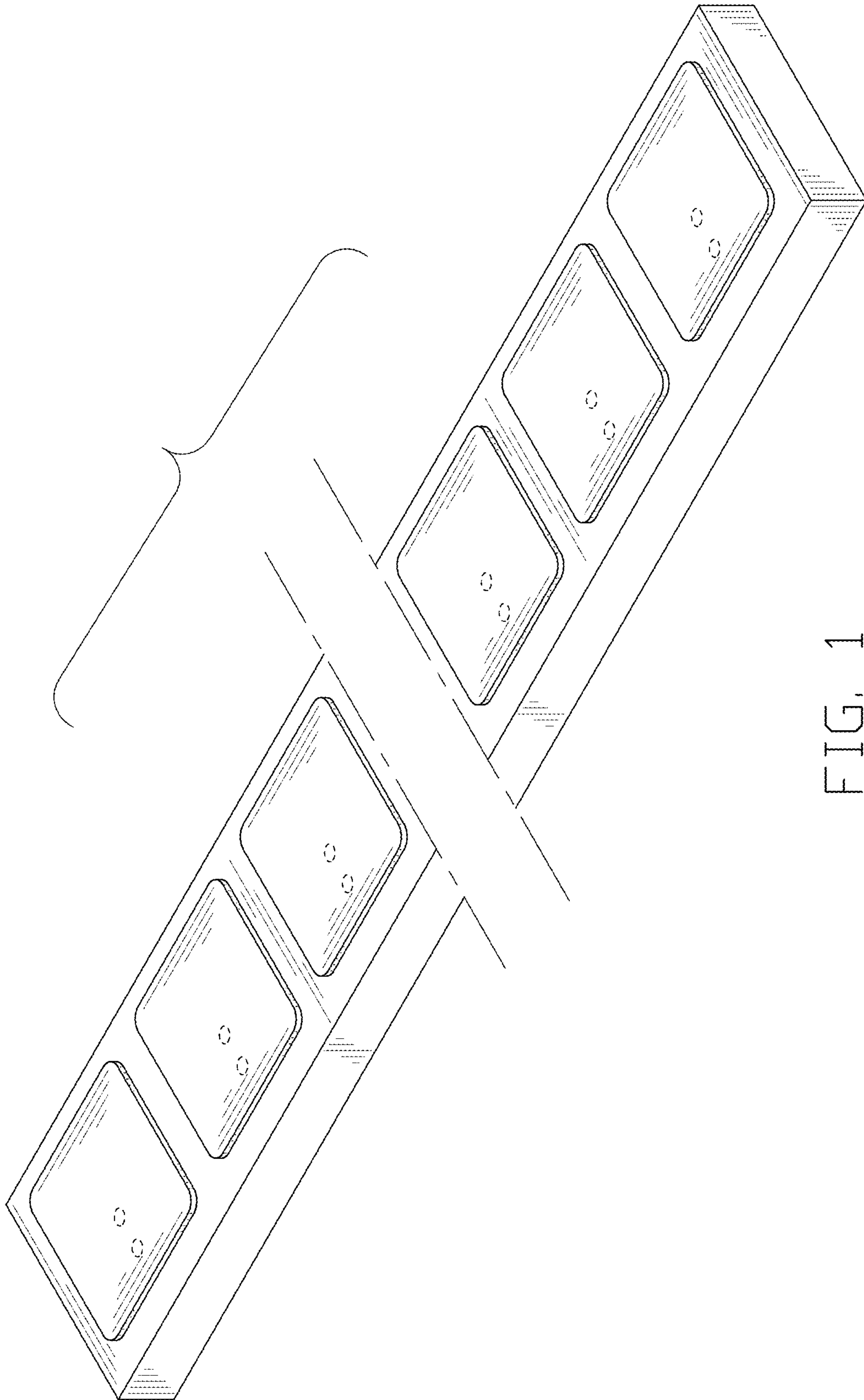


FIG. 1

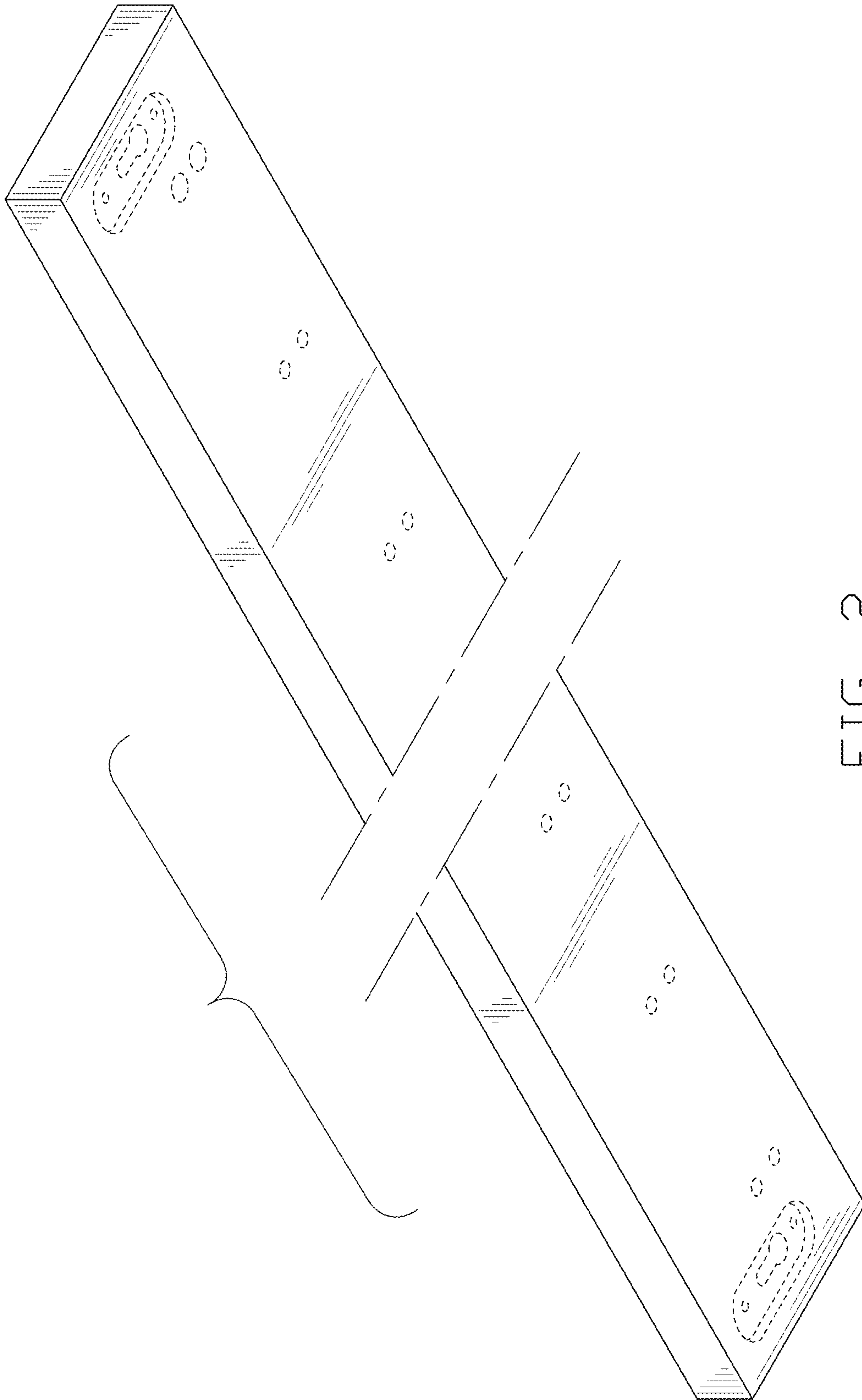


FIG. 2

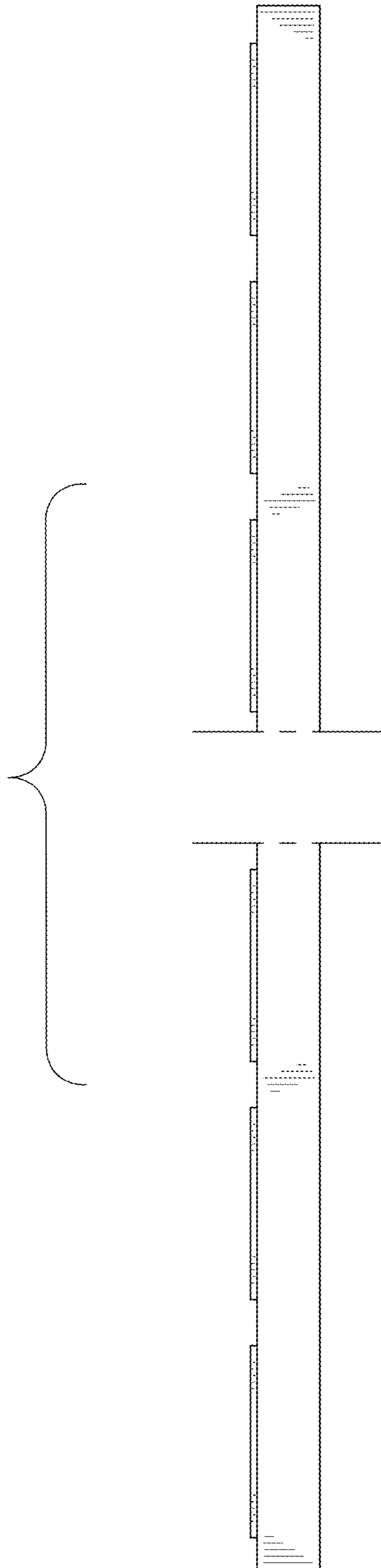


FIG. 3

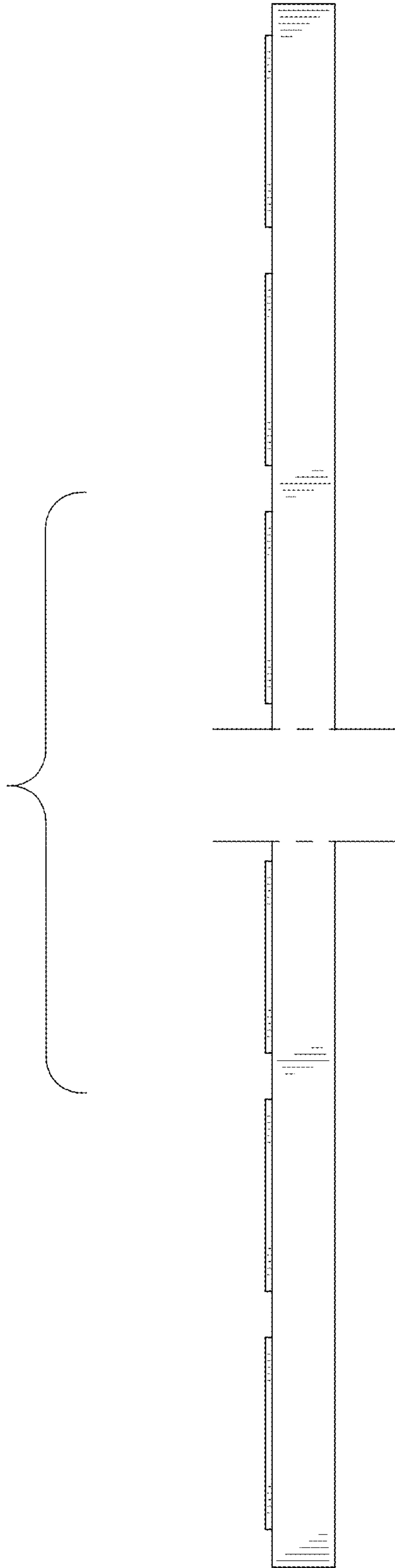


FIG. 4




FIG. 5




FIG. 6

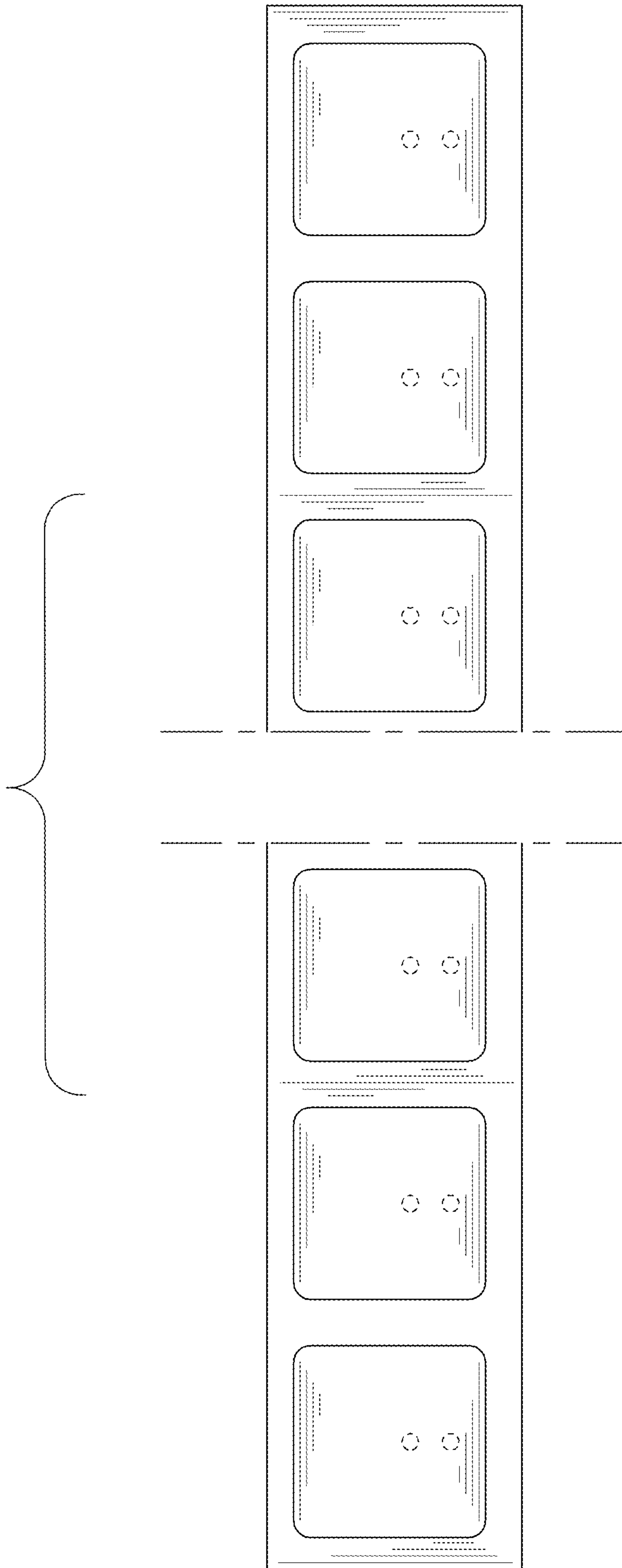


FIG. 7

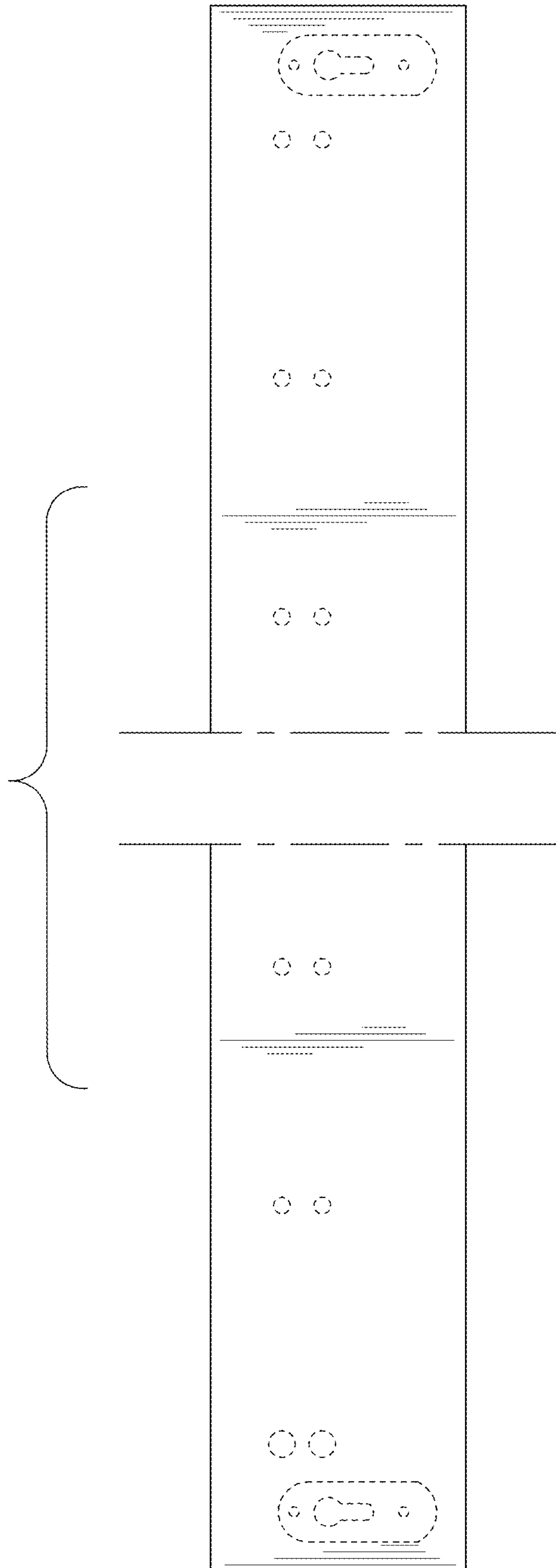


FIG. 8

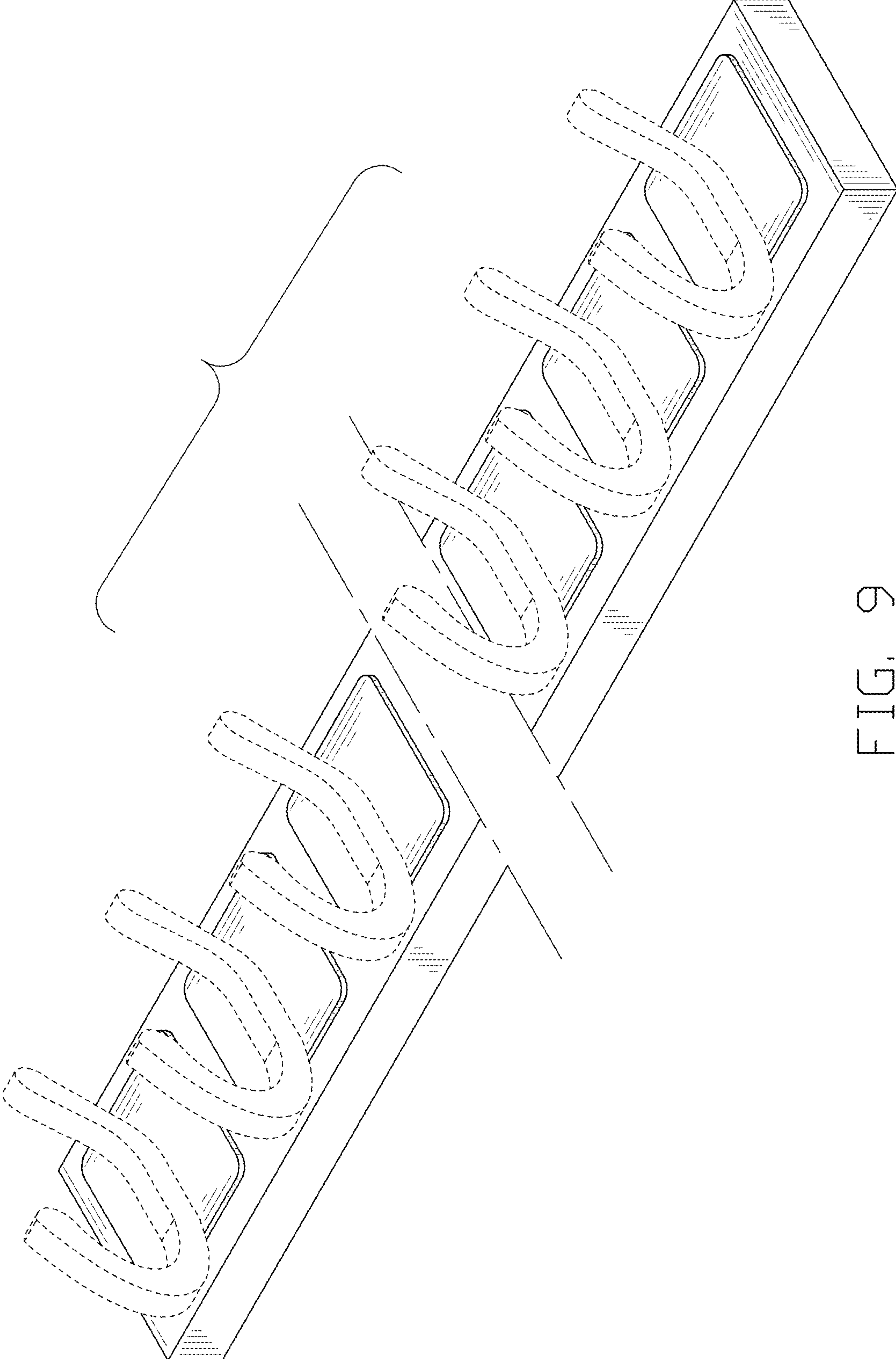


FIG. 9