



US00D964721S

(12) **United States Design Patent**
Amago

(10) **Patent No.:** **US D964,721 S**

(45) **Date of Patent:** **** Sep. 27, 2022**

- (54) **SHOE**
- (71) Applicant: **NIKE, Inc.**, Beaverton, OR (US)
- (72) Inventor: **Justin Amago**, Portland, OR (US)
- (73) Assignee: **NIKE, Inc.**, Beaverton, OR (US)
- (**) Term: **15 Years**
- (21) Appl. No.: **29/762,894**
- (22) Filed: **Dec. 18, 2020**
- (51) **LOC (13) Cl.** **02-04**
- (52) **U.S. Cl.**
USPC **D2/972**
- (58) **Field of Classification Search**
USPC D2/896, 900, 902, 904, 906–908,
D2/916–924, 925–945, 969–979
CPC A43B 1/00; A43B 1/02; A43B 1/04; A43B
3/00; A43B 3/02; A43B 3/06; A43B 3/10;
A43B 3/12; A43B 3/14; A43B 5/00;
A43B 5/001; A43B 5/002; A43B 5/008;
A43B 5/06; A43B 5/10; A43B 5/12;
A43B 23/00; A43B 23/02; A43B 23/04
See application file for complete search history.

(56) **References Cited**

U.S. PATENT DOCUMENTS

D294,766 S *	3/1988	Igoe	D2/907
D297,590 S *	9/1988	Selbiger	D2/969
D297,882 S *	10/1988	Tong	D2/970
D298,882 S *	12/1988	Selbiger	D2/970
D299,886 S *	2/1989	Brown	D2/969
D300,782 S *	4/1989	Brown	D2/969
D300,983 S *	5/1989	Le	D2/970
D302,486 S *	8/1989	Brown	D2/969
D303,452 S *	9/1989	Swett	D2/970
D304,387 S *	11/1989	Brown	D2/970
D304,389 S *	11/1989	Miller	D2/970

D304,516 S *	11/1989	Selbiger	D2/970
D304,876 S *	12/1989	Brown	D2/969
D306,371 S *	3/1990	Feller	D2/969
D308,745 S *	6/1990	Brown	D2/969
D311,987 S *	11/1990	McKinstry	D2/969
D313,885 S *	1/1991	Richard	D2/970
D319,721 S *	9/1991	Clark	D2/969
D326,764 S *	6/1992	Earle	D2/969
D332,343 S *	1/1993	Earle	D2/969
D332,522 S *	1/1993	Hatfield	D2/970
D333,379 S *	2/1993	Tonkel	D2/969
D335,388 S *	5/1993	Hatfield	D2/969
D374,763 S *	10/1996	Von Conta	D2/970
D380,891 S *	7/1997	Brooks	D2/944
D401,399 S *	11/1998	von Conta	D2/944
D487,623 S *	3/2004	Matis	D2/969
D487,960 S *	4/2004	Bandini	D2/969
D511,882 S *	11/2005	Robinson, Jr.	D2/906
D517,305 S *	3/2006	Sedlbauer	D2/970
D765,963 S *	9/2016	Lopatic	D2/969
D844,966 S	4/2019	Amago	
D846,261 S	4/2019	Amago	

(Continued)

Primary Examiner — Jonathan J Han

(74) *Attorney, Agent, or Firm* — Banner & Witcoff, Ltd.

(57) **CLAIM**

The ornamental design for a shoe, as shown and described.

DESCRIPTION


FIG. 1 is a front perspective view of a shoe showing my new design;

FIG. 2 is a side view thereof; and,

FIG. 3 is a rear perspective view thereof.

The even-length broken lines represent stitching that forms no part of the claimed design. The uneven-length broken lines immediately adjacent to the shaded area define the bounds of the claimed design and form no part thereof. The uneven-length broken lines depicting the remainder of the shoe form no part of the claimed design.

1 Claim, 3 Drawing Sheets



(56)

References Cited

U.S. PATENT DOCUMENTS

D922,051 S * 6/2021 McMillan D2/969
D943,912 S * 2/2022 Bidal D2/969

* cited by examiner

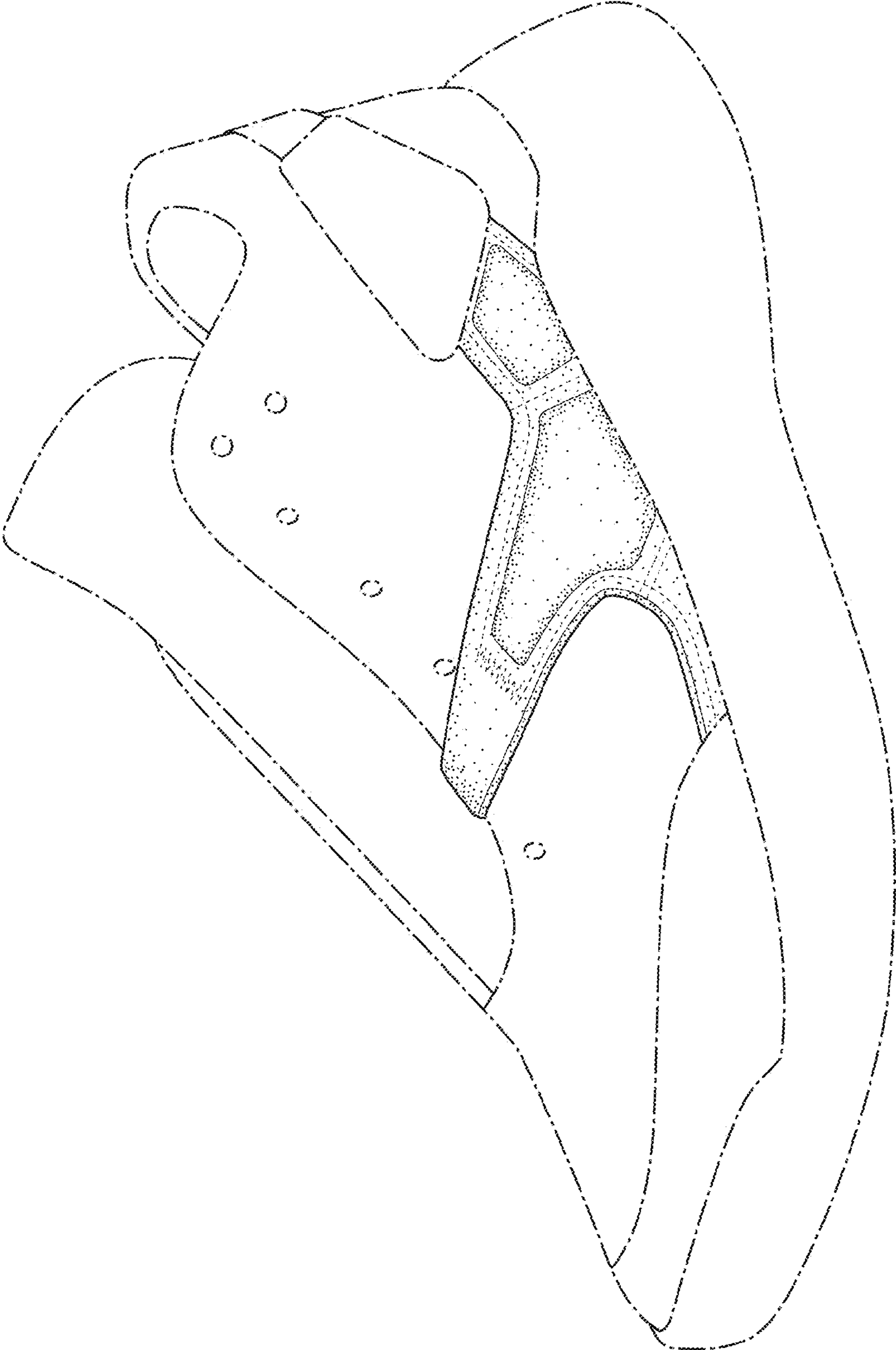


FIG. 1

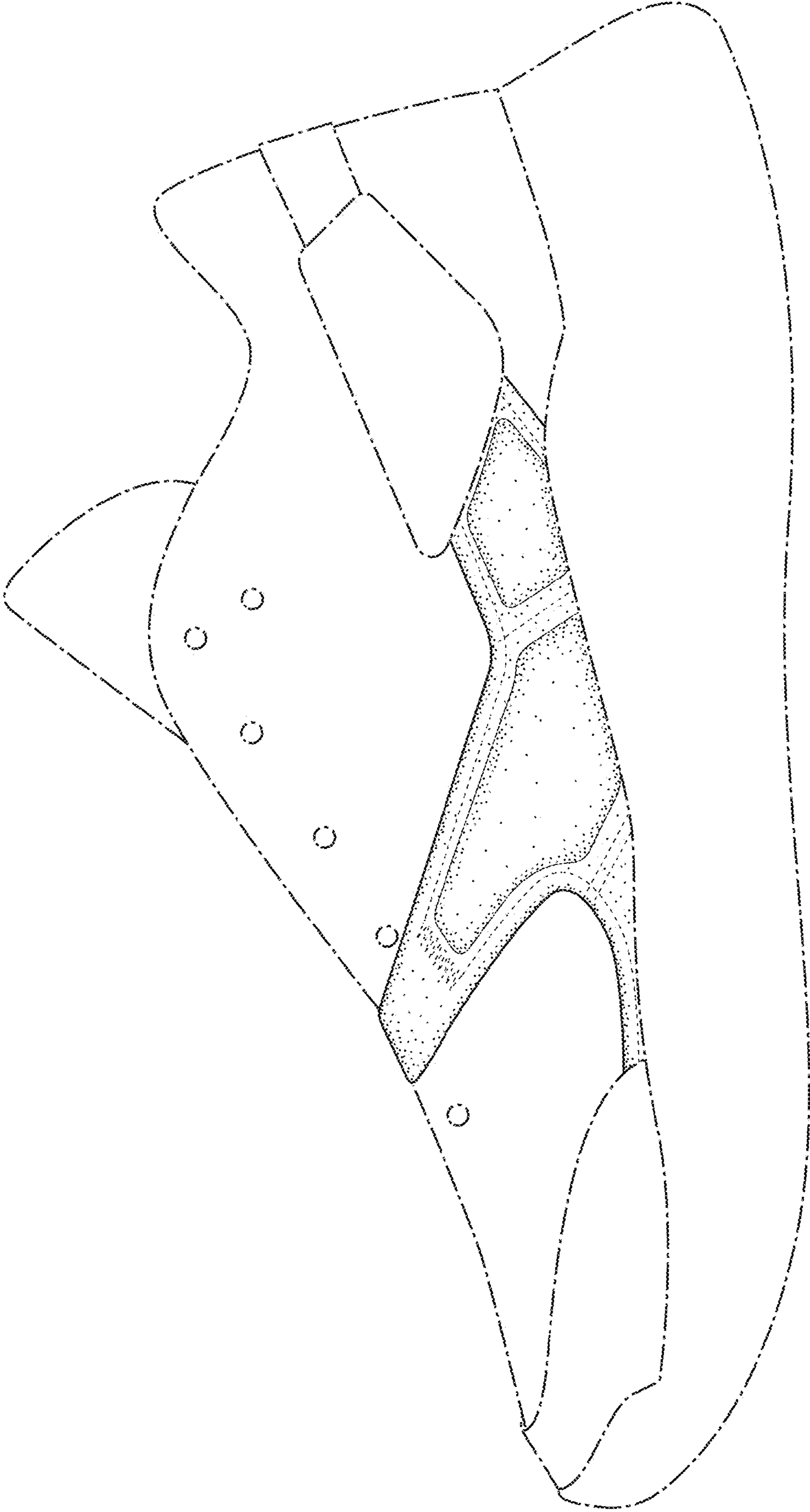


FIG. 2

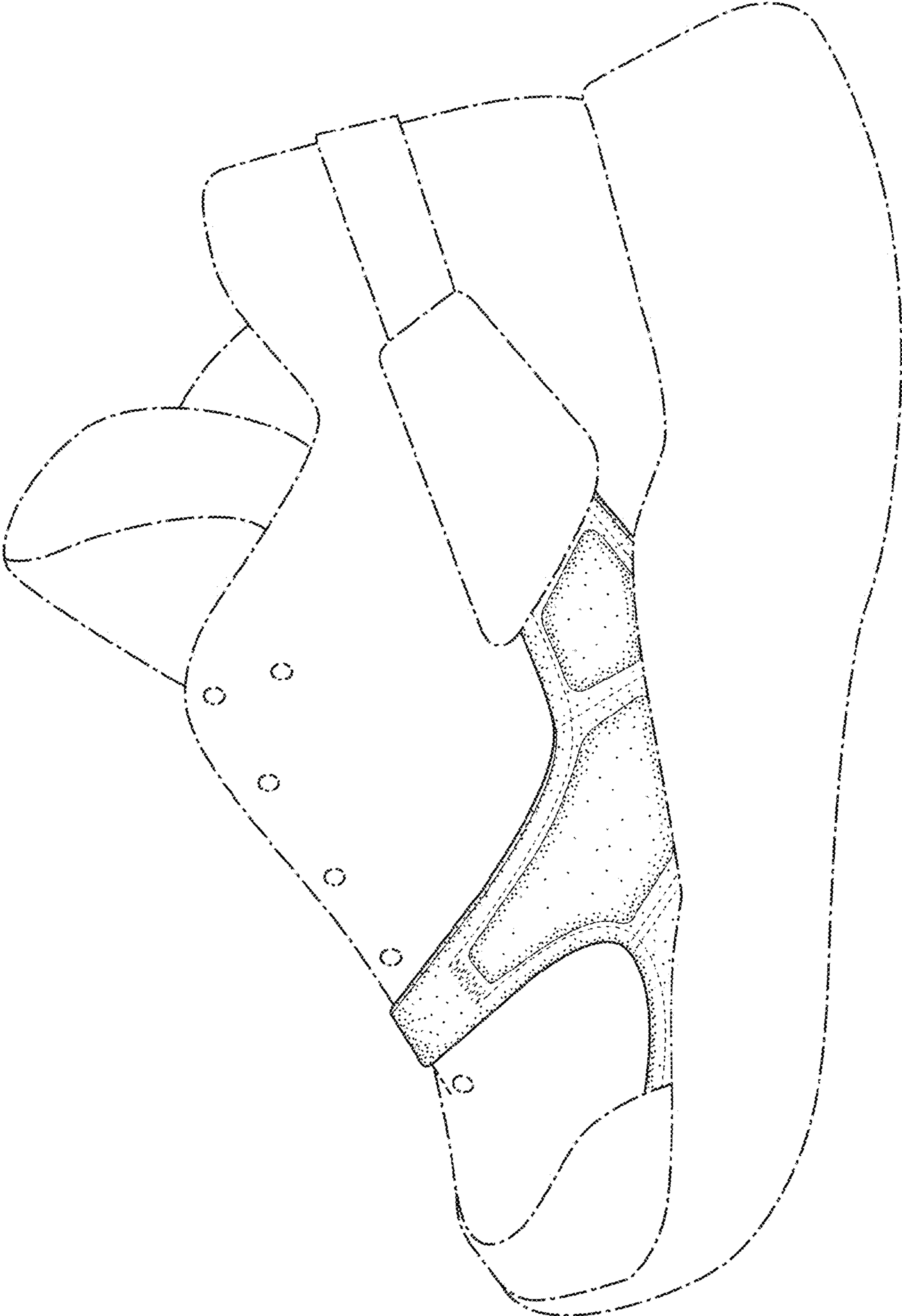


FIG. 3