

US00D964706S

(12) **United States Design Patent**
Popovic

(10) **Patent No.:** **US D964,706 S**
(45) **Date of Patent:** **** Sep. 27, 2022**

- (54) **SHOE**
- (71) Applicant: **NIKE, Inc.**, Beaverton, OR (US)
- (72) Inventor: **Jovan Popovic**, Portland, OR (US)
- (73) Assignee: **NIKE, Inc.**, Beaverton, OR (US)

- D689,675 S 9/2013 Hardman
- D708,829 S * 7/2014 Taylor D2/947
- D710,578 S 8/2014 Chang
- D788,414 S * 6/2017 Golliff D2/960
- D789,051 S 6/2017 Kuerbis
- D796,803 S 9/2017 Nethongkome
- D796,816 S 9/2017 Klein

(**) Term: **15 Years**

(Continued)

- (21) Appl. No.: **29/819,546**
- (22) Filed: **Dec. 16, 2021**
- (51) **LOC (13) Cl.** **02-04**
- (52) **U.S. Cl.**
USPC **D2/947**
- (58) **Field of Classification Search**
USPC D2/896-900, 902, 909-911, 943-947,
D2/969, 970-976
CPC .. A43B 3/10; A43B 3/16; A43B 23/00; A43C
5/00; A43C 7/01
See application file for complete search history.

OTHER PUBLICATIONS

“Nike Air Max Alpha Trainer 4”; Nike.com; retrieved Dec. 14, 2021; published date unknown, prior to the filing date of the present Application; URL: <<https://www.nike.com/t/air-max-alpha-trainer-4-mens-training-shoes-KDn1dc/CW3396-005>>.

(Continued)

Primary Examiner — Rashida C. Walshon
(74) *Attorney, Agent, or Firm* — Banner & Witcoff, Ltd.

(57) **CLAIM**

The ornamental design for a shoe, as shown and described.

(56) **References Cited**


DESCRIPTION

U.S. PATENT DOCUMENTS

- D296,150 S * 6/1988 Diaz D2/955
- D321,776 S 11/1991 Hatfield
- D336,772 S 6/1993 Forland et al.
- D341,478 S 11/1993 Forland et al.
- D341,932 S 12/1993 Elliot
- D344,848 S 3/1994 Smith
- D347,318 S 5/1994 Avar
- D348,150 S 6/1994 Lucas
- D350,016 S 8/1994 Passke et al.
- D363,372 S 10/1995 Hatfield et al.
- D366,756 S 2/1996 Forland et al.
- D401,039 S 11/1998 Lupo
- D516,293 S * 3/2006 Smith, III D2/977
- D648,514 S 11/2011 Avar
- D682,516 S 5/2013 Avar et al.
- D685,167 S * 7/2013 Hatfield D2/947
- D689,273 S 9/2013 Hardman

FIG. 1 is a front perspective view of a shoe showing my new design;
FIG. 2 is a side view thereof; and,
FIG. 3 is a rear perspective view thereof.
The broken line immediately adjacent to the internal perimeter of the upper elongated solid line region defines a bound of the claimed design and forms no part thereof. The broken line immediately adjacent to the internal perimeter of the rear generally-triangular-shaped region defines a partial bound of the claimed design and forms no part thereof. The broken line immediately adjacent to the front end of the shaded area defines the bounds of the claimed design and forms no part thereof. The broken lines depicting the remainder of the shoe form no part of the claimed design.

1 Claim, 3 Drawing Sheets



(56)

References Cited

U.S. PATENT DOCUMENTS

D821,712 S * 7/2018 Avar D2/947
D828,985 S * 9/2018 Gibson D2/947
D853,700 S 7/2019 Kuerbis et al.
D869,131 S 12/2019 Raasch
D871,035 S 12/2019 Amago
D879,423 S 3/2020 Engel et al.
D879,425 S 3/2020 Raasch
D882,927 S 5/2020 Bruns et al.
D885,721 S 6/2020 Williams
D894,549 S 9/2020 Enayah
D901,855 S 11/2020 Cruz
D907,903 S 1/2021 Garcia
D908,326 S * 1/2021 Witherow D2/947
D908,329 S 1/2021 Klein et al.
D911,695 S * 3/2021 Gibson D2/972
D915,038 S 4/2021 Troufanov
D915,747 S 4/2021 Nethongkome
D921,345 S 6/2021 DeAlmeida

D929,089 S 8/2021 Petrie
D932,151 S 10/2021 Petrie
D943,938 S * 2/2022 Kuerbis D2/972
D950,909 S * 5/2022 Gibson D2/947

OTHER PUBLICATIONS

Nike Footwear Catalog, 1995 Holiday Footwear, p. 25, published Mar. 1994, Nike, Inc., USA.
Nike Footwear Catalog, 2009 Fall Sport Performance Footwear, p. 46, published Nov. 2008, Nike, Inc., USA.
Nike Footwear Catalog, 2011 Fall Men's Sportswear Footwear, p. 14, published Feb. 2010, Nike, Inc., USA.
Nike Footwear Catalog, 2014 Fall City Specialty Footwear Best Final, p. 59, published Feb. 2013, Nike, Inc., USA.
Nike Footwear Catalog, 2014 Spring Men's Nike Sportswear Footwear Best, p. 23, published Nov. 1, 2013, Nike, Inc., USA.
Nike Footwear Catalog, 2017 Spring City Specialty Footwear Best NA, p. 116, published May 2016, Nike, Inc., USA.

* cited by examiner

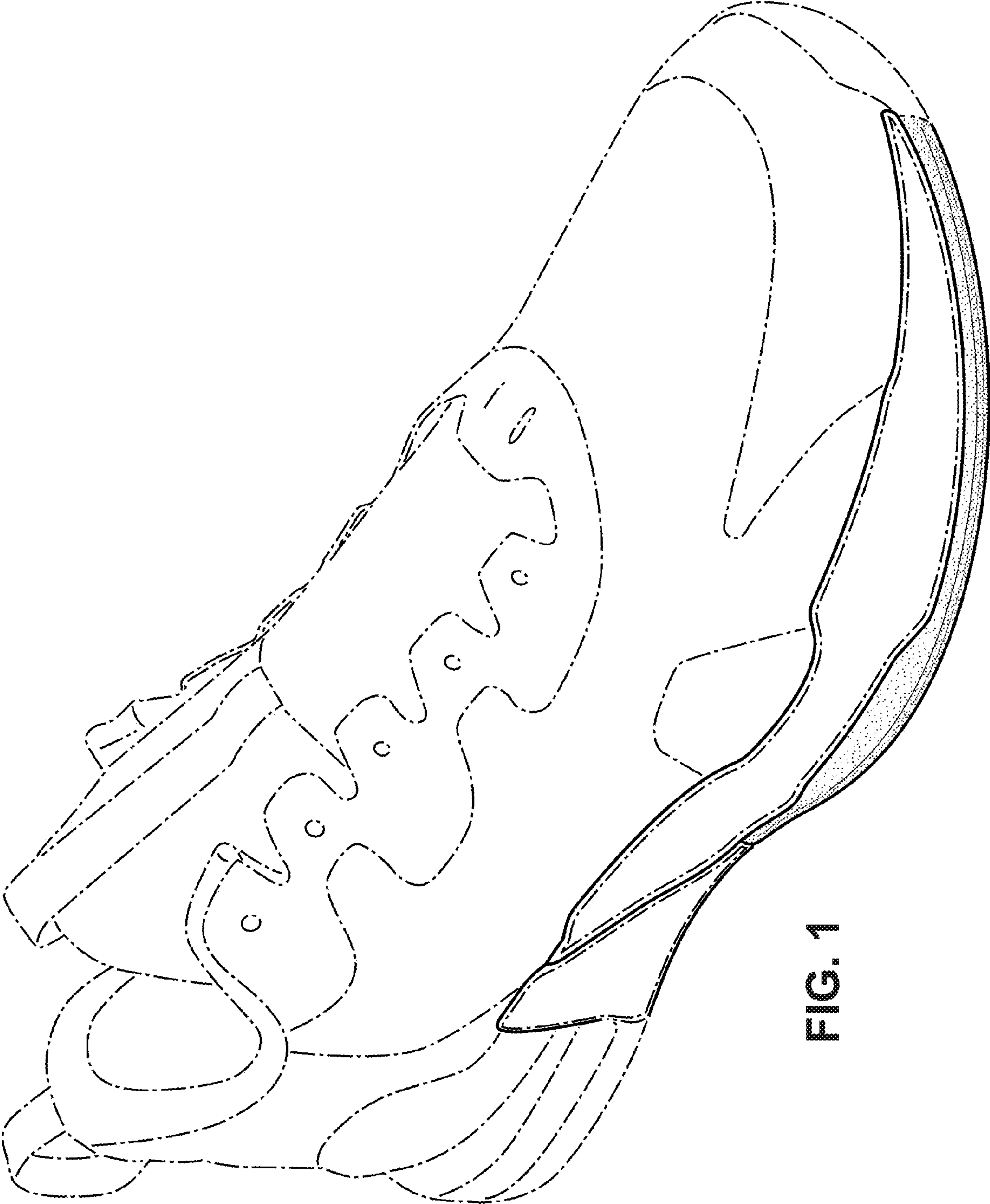


FIG. 1

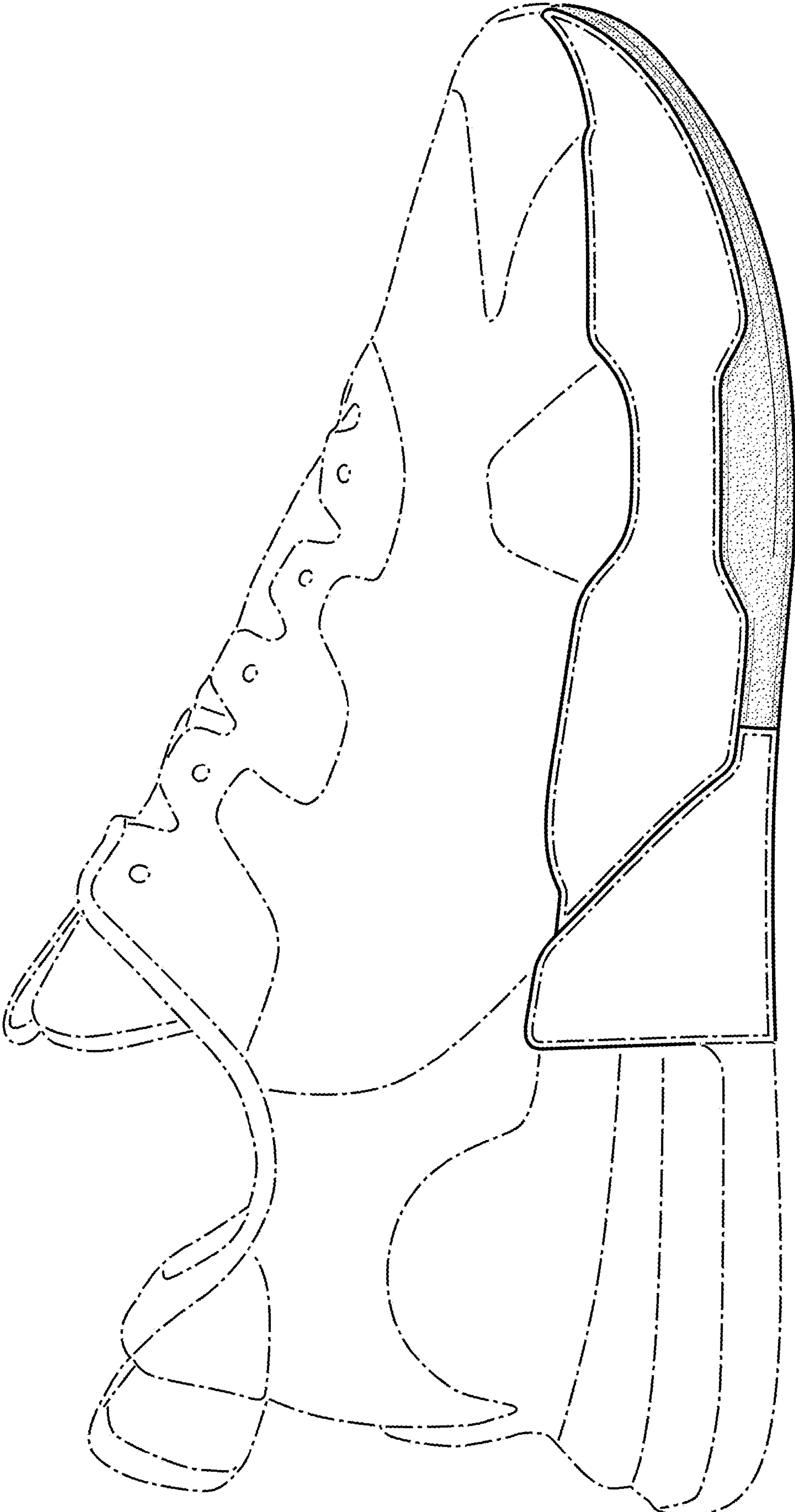


FIG. 2



FIG. 3