



US00D964666S

(12) **United States Design Patent** (10) **Patent No.:** **US D964,666 S**
Wen (45) **Date of Patent:** **** Sep. 20, 2022**

(54) **PET CHEW TOY**
(71) Applicant: **Shenzhen TIZE Technology Co., Ltd.,**
Guangdong (CN)
(72) Inventor: **Jian Wen,** Guangdong (CN)
(73) Assignee: **Shenzhen TIZE Technology Co., Ltd.,**
Guangdong (CN)
(**) Term: **15 Years**
(21) Appl. No.: **29/775,664**
(22) Filed: **Mar. 24, 2021**

D386,230 S * 11/1997 Gray D21/713
D442,655 S * 5/2001 Schneider D21/712
D453,240 S * 1/2002 Simon D30/160
D506,024 S * 6/2005 Chen D21/712
D536,757 S * 2/2007 Hedeem, Jr. D21/712
D565,669 S * 4/2008 Sullivan D21/712
D624,251 S * 9/2010 Rutherford D30/160
D705,876 S * 5/2014 Oblack D21/712
D793,500 S * 8/2017 Dingle D21/712
D839,367 S * 1/2019 Warren D21/712
D866,097 S * 11/2019 Steinkraus D30/160
2003/0100391 A1* 5/2003 Kessler A63B 43/002
473/613
2009/0191990 A1* 7/2009 Smith A63B 43/06
473/570
2017/0189768 A1* 7/2017 Dingle A63B 71/0605

* cited by examiner

(30) **Foreign Application Priority Data**
Feb. 2, 2021 (CN) 202130073542.2
(51) **LOC (13) Cl.** **30-99**
(52) **U.S. Cl.**
USPC **D30/160**
(58) **Field of Classification Search**
USPC D30/160; D21/788, 712, 713
CPC A63B 43/00; A63B 43/04; A01K 15/025;
A01K 15/026
See application file for complete search history.

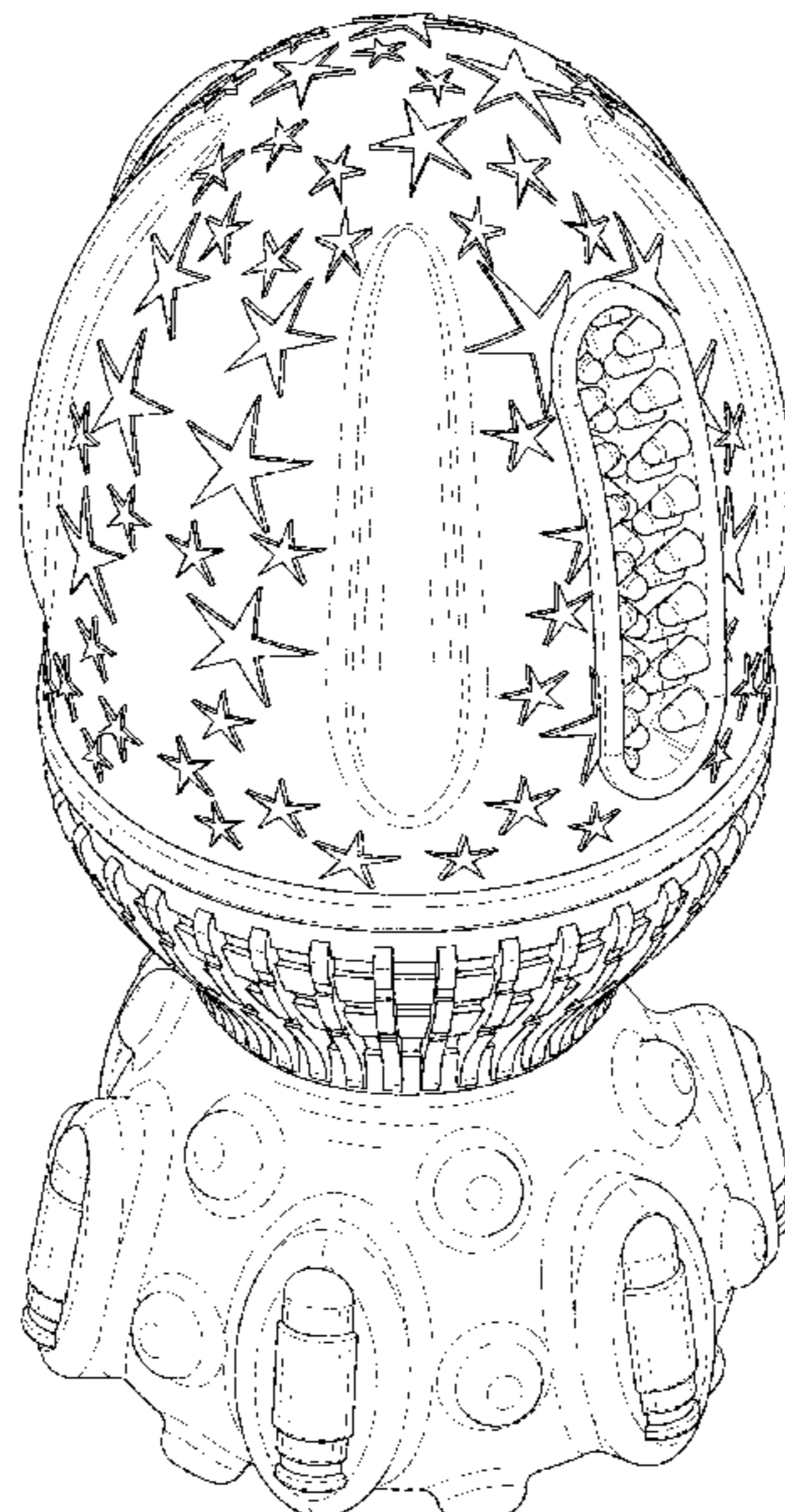
Primary Examiner — Sheryl Lane
Assistant Examiner — Aula Soroush
(74) *Attorney, Agent, or Firm* — ScienBiziP, P.C.

(56) **References Cited**
U.S. PATENT DOCUMENTS
1,216,425 A * 2/1917 Eiseman A63H 3/06
446/226
1,692,305 A * 11/1928 Jacobus A63B 41/085
473/603
3,256,020 A * 6/1966 Smith A63B 43/002
446/225
D228,328 S * 9/1973 Schley D7/511
D346,001 S * 4/1994 Stillinger D21/387
D355,460 S * 2/1995 Routzong D21/712
D361,811 S * 8/1995 Grimm D21/387
D382,927 S * 8/1997 McGowen D21/712

(57) **CLAIM**
The ornamental design for a pet chew toy, as shown and described.

DESCRIPTION
FIG. 1 is a front, right, and top perspective view of a pet chew toy, showing my design.
FIG. 2 is a rear, left, and bottom perspective view thereof.
FIG. 3 is a front elevation view thereof.
FIG. 4 is a rear elevation view thereof.
FIG. 5 is a left side elevation view thereof.
FIG. 6 is a right side elevation view thereof.
FIG. 7 is a top plan view thereof; and,
FIG. 8 is a bottom plan view thereof.
The broken lines shown in the drawings are included for the purpose of illustrating portions of the pet chew toy that form no part of the claimed design.

1 Claim, 8 Drawing Sheets



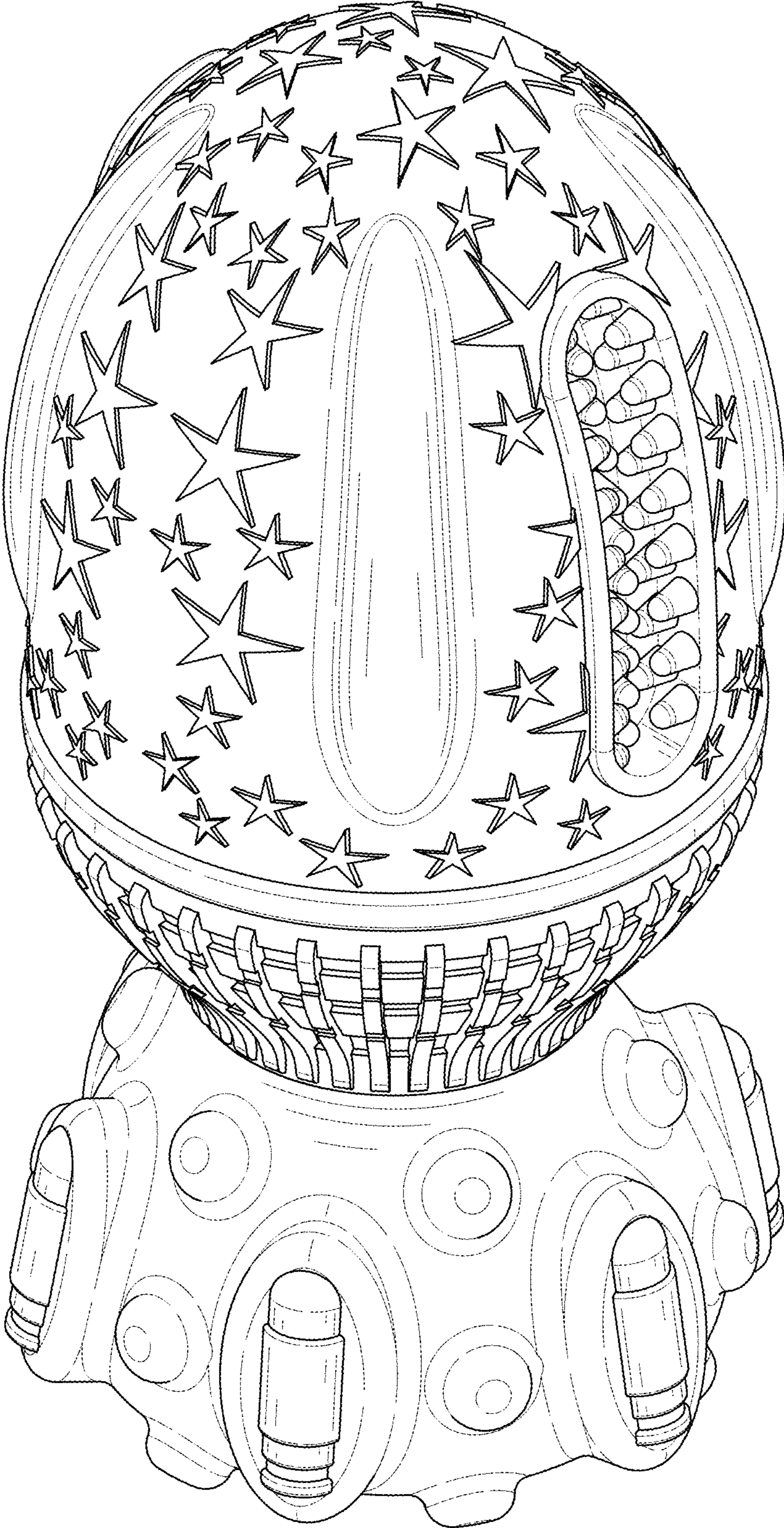


FIG. 1




FIG. 2

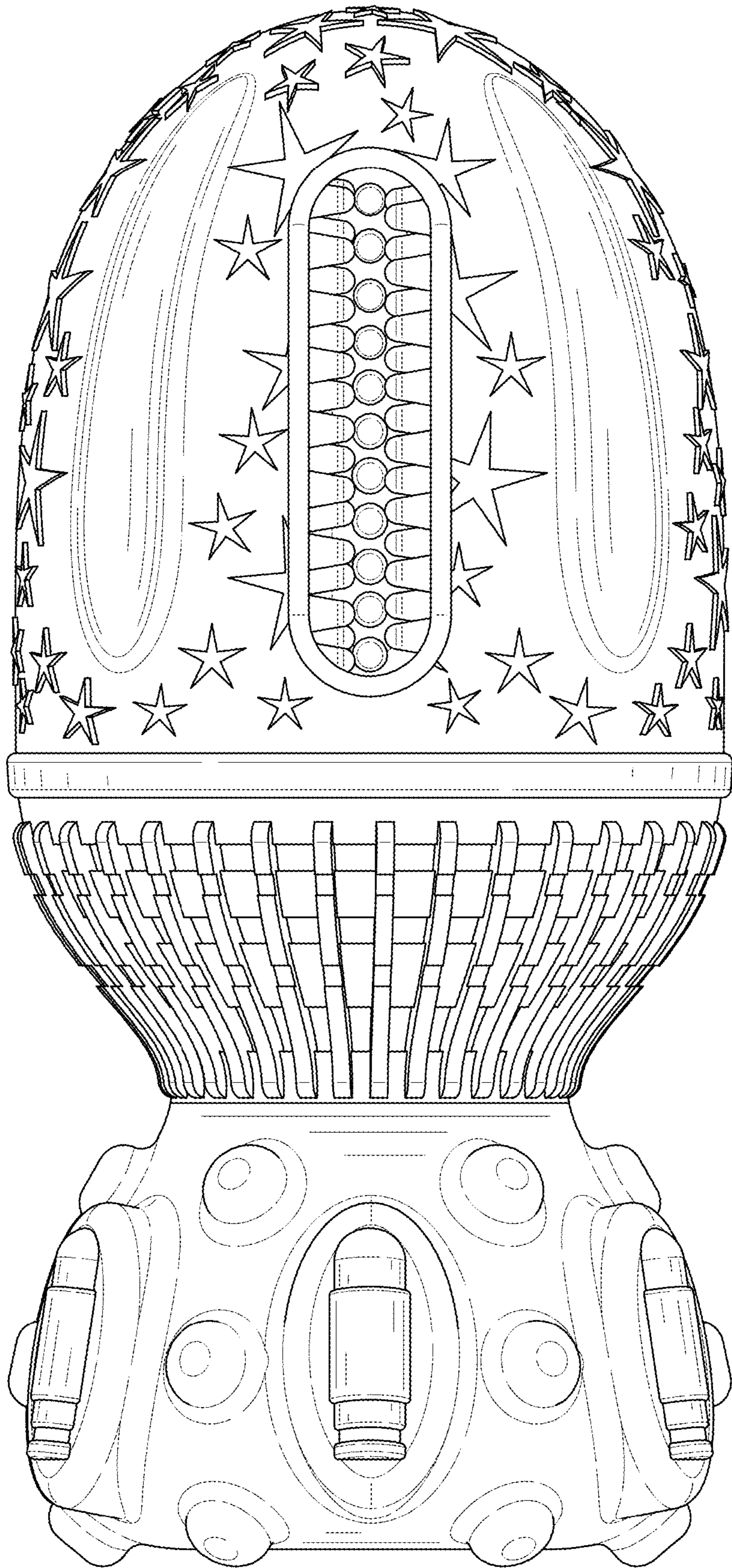


FIG. 3

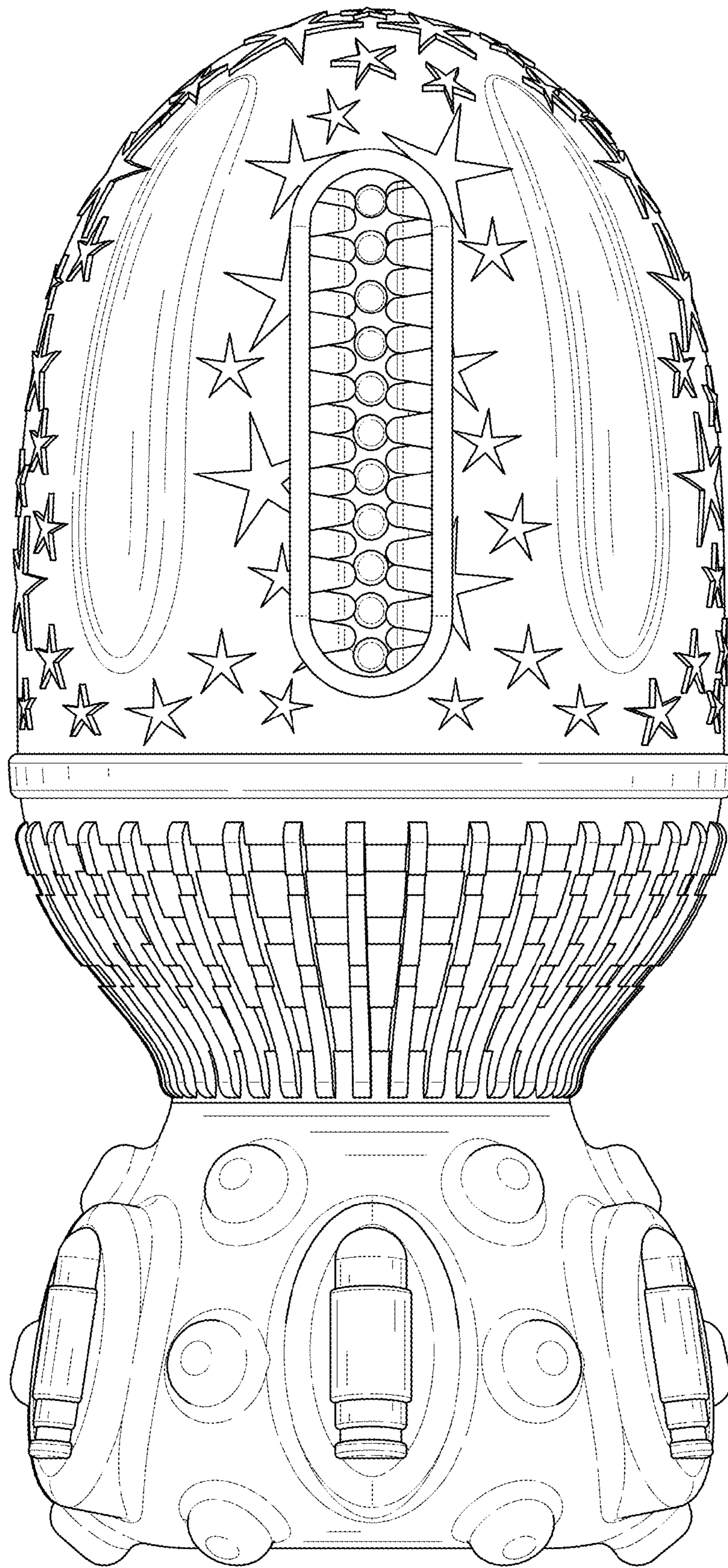


FIG. 4

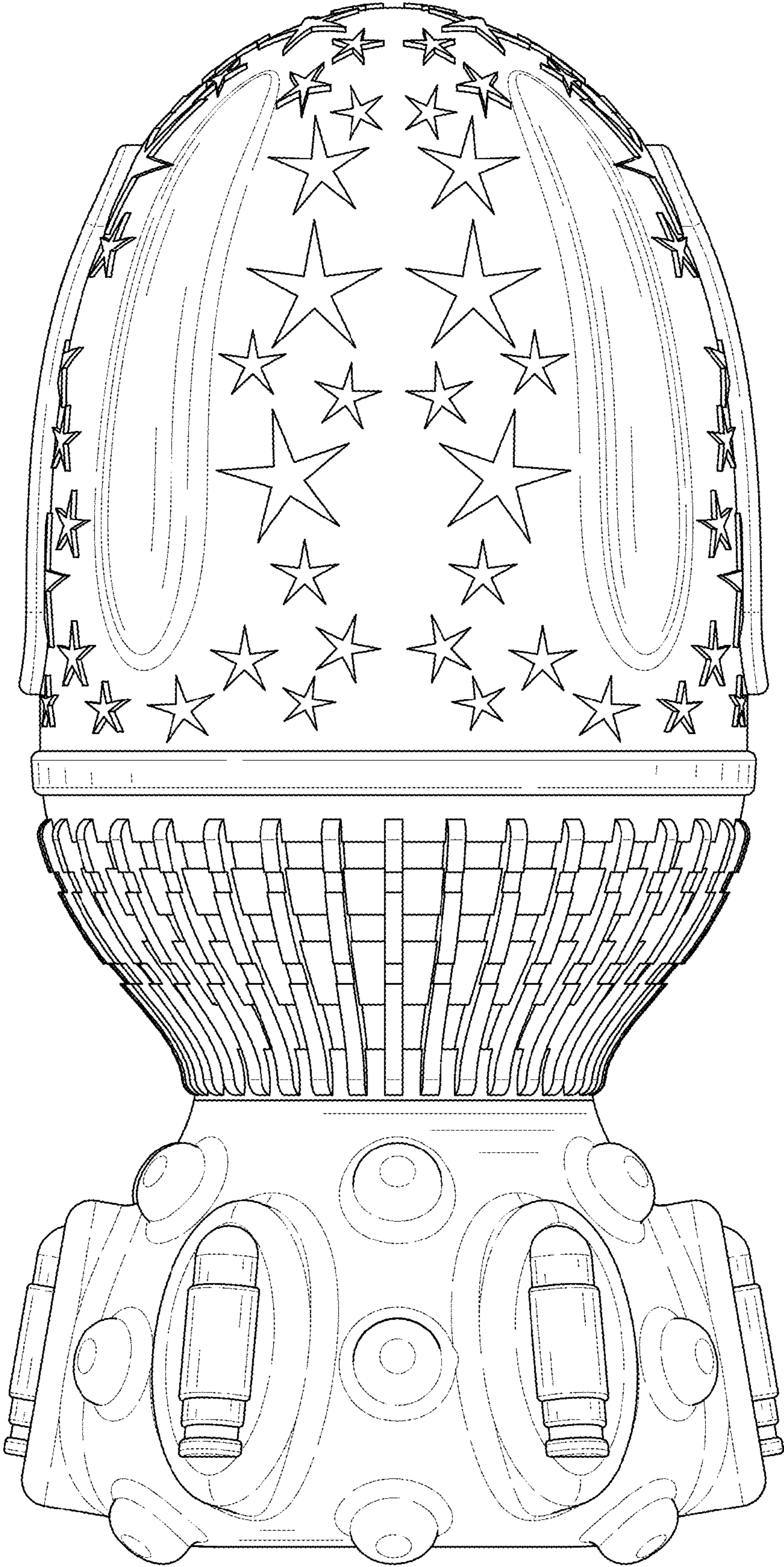


FIG. 5

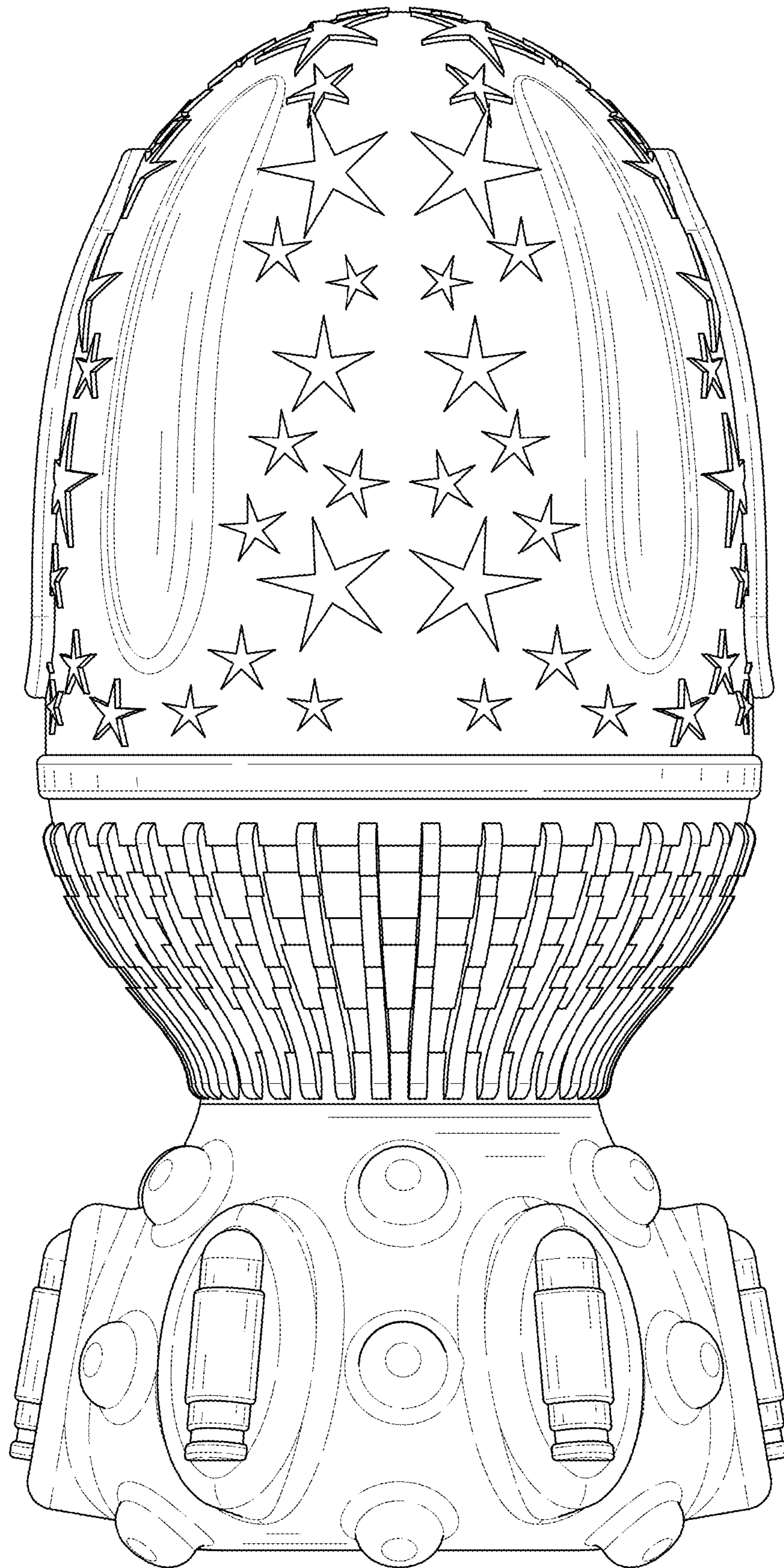


FIG. 6




FIG. 7

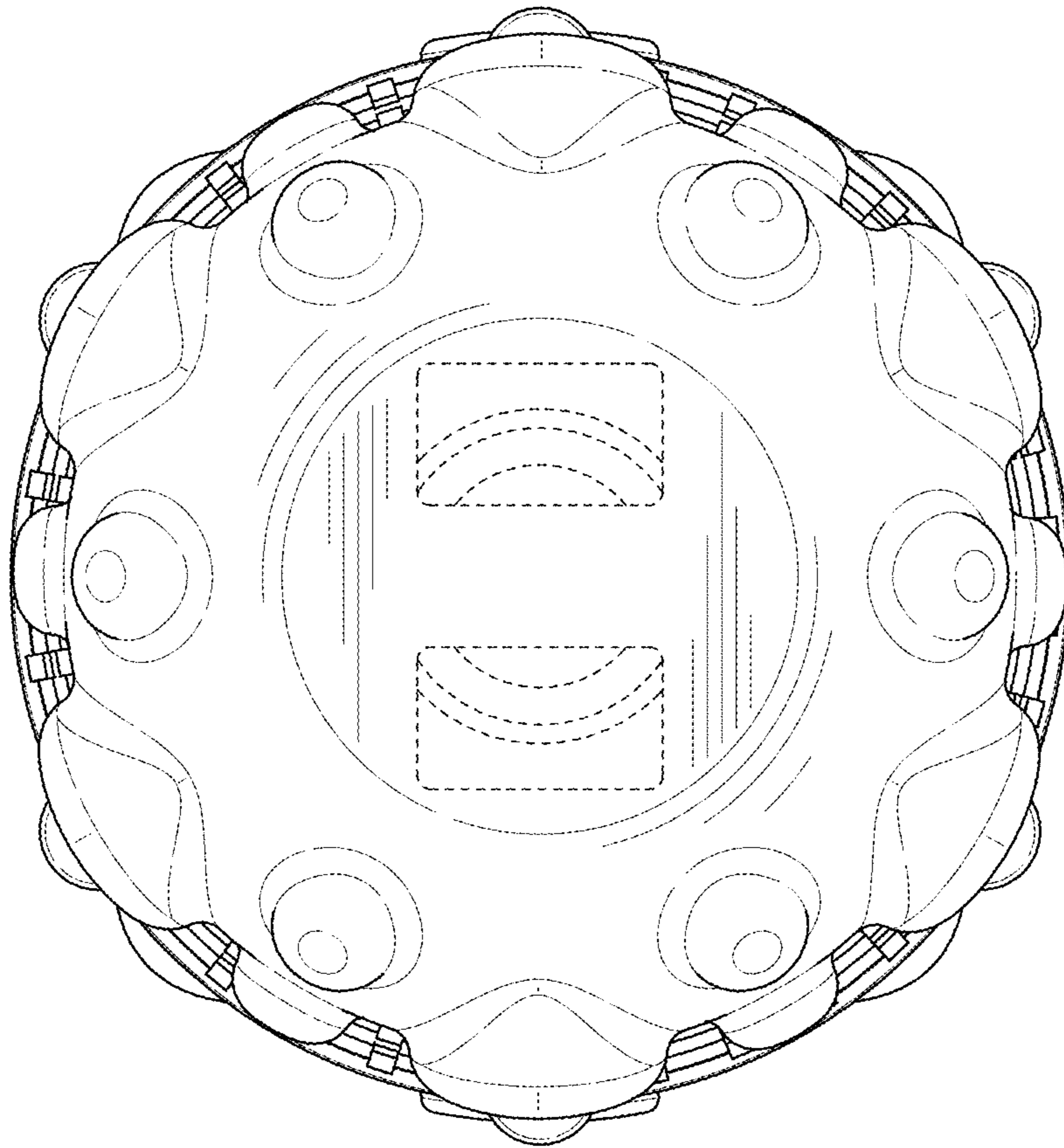


FIG. 8