



US00D964650S

(12) **United States Design Patent** (10) **Patent No.:** **US D964,650 S**  
**Kling et al.** (45) **Date of Patent:** **\*\* Sep. 20, 2022**

- (54) **EPILATOR**
- (71) Applicant: **Braun GmbH**, Kronberg (DE)
- (72) Inventors: **Björn Kling**, Glashütten (DE); **Gregor Ptok**, Frankfurt (DE); **Robert Schmidt**, Liederbach am Taunus (DE); **Wolfgang Stegmann**, Frankfurt (DE)
- (73) Assignee: **Braun GMBH**, Kronberg (DE)
- (\*\*) Term: **15 Years**
- (21) Appl. No.: **29/762,017**
- (22) Filed: **Dec. 14, 2020**

D593,253 S	5/2009	Tamsiran	
D608,051 S	1/2010	Tamsiran	
D611,198 S *	3/2010	Platek .....	D28/44.1
D645,203 S	9/2011	Douloubakas	
D650,526 S *	12/2011	Kling .....	D28/44.1
D675,376 S	1/2013	Beedham	
D723,217 S	2/2015	Wong	
D764,706 S	8/2016	Kling	
D776,347 S	1/2017	Grieshaber et al.	
D820,520 S	6/2018	Kling	
D827,930 S	9/2018	Mathieu	
D827,931 S	9/2018	Mathieu	
D836,247 S	12/2018	Van Maanen et al.	
D856,582 S	8/2019	Fukuda et al.	
D912,898 S *	3/2021	Kling .....	D28/44.1

(Continued)

**Related U.S. Application Data**

- (62) Division of application No. 29/649,773, filed on Jun. 1, 2018, now Pat. No. Des. 912,898.

**Foreign Application Priority Data**

Dec. 8, 2017 (WO) ..... 5676501

- (51) **LOC (13) Cl.** ..... **28-03**

- (52) **U.S. Cl.**  
USPC ..... **D28/44.1**

- (58) **Field of Classification Search**  
USPC ..... D28/9, 44, 44.1, 52-54; D24/133, 209, D24/214  
CPC ..... B26B 19/00; B26B 19/10; B26B 19/12; B26B 19/02; B26B 19/04; B26B 19/38; A61B 2018/0047; A45D 26/00; A45D 26/0004-0009; A45D 26/0057; A45D 26/0071; A45D 2026/0095  
See application file for complete search history.

- (56) **References Cited**

**U.S. PATENT DOCUMENTS**

D541,473 S	4/2007	Lamason et al.
D567,441 S	4/2008	Kling

**OTHER PUBLICATIONS**

All Office Actions; U.S. Appl. No. 29/649,773, filed Jun. 1, 2018.

*Primary Examiner* — Jennifer Rivard

*Assistant Examiner* — Alison M Ofstun

(74) *Attorney, Agent, or Firm* — Kevin C. Johnson; Stefan Michael Schneider

- (57) **CLAIM**

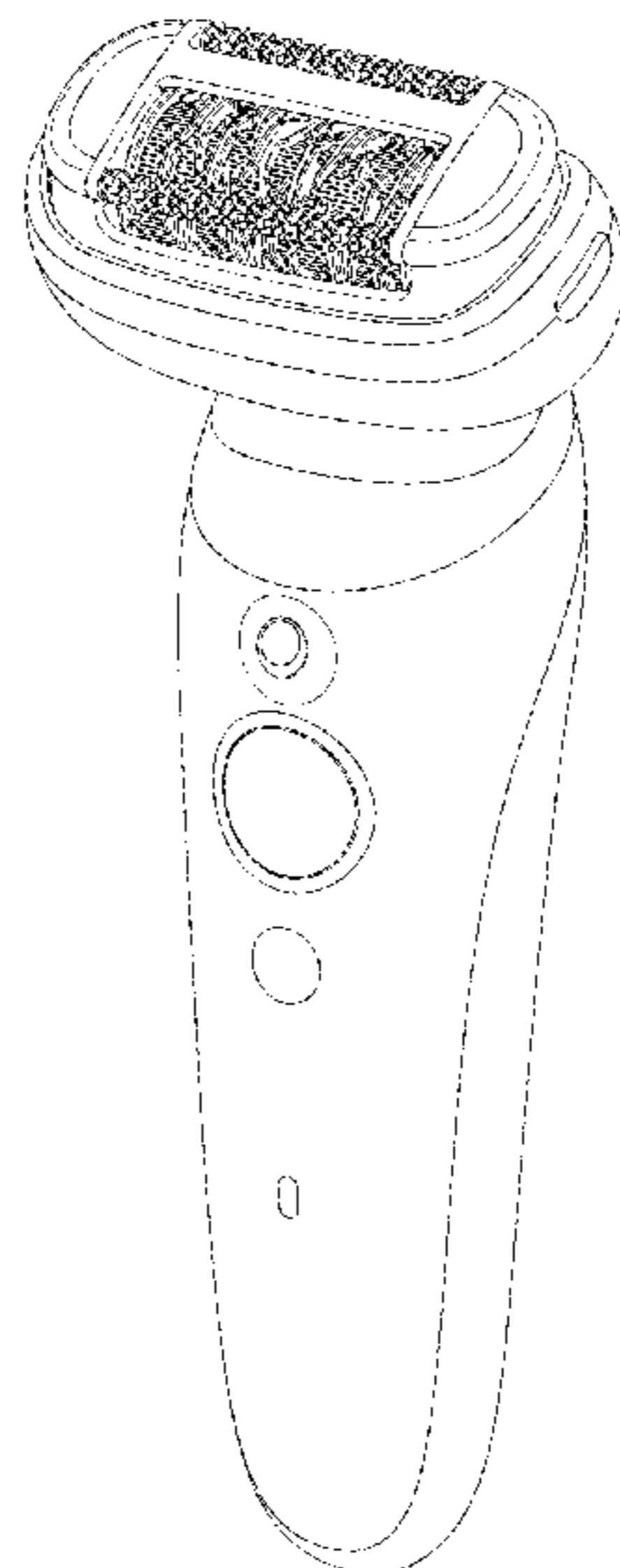
The ornamental design for an epilator, as shown and described.

**DESCRIPTION**

FIG. 1 is a perspective view of an epilator;  
 FIG. 2 is a front view thereof;  
 FIG. 3 is a right side view thereof;  
 FIG. 4 is a rear view thereof;  
 FIG. 5 is a left side view thereof;  
 FIG. 6 is a top plan view thereof; and,  
 FIG. 7 is a bottom plan view thereof.

In the drawings, the broken lines represent portions of the article which form no part of the claimed design.

**1 Claim, 7 Drawing Sheets**



(56)

**References Cited**

U.S. PATENT DOCUMENTS

11,027,442	B2 *	6/2021	Fuellgrabe .....	B26B 19/042
11,077,568	B2 *	8/2021	Krauss .....	B26B 19/146
2002/0052611	A1	5/2002	Inoue et al.	
2008/0301947	A1	12/2008	Dorber et al.	
2010/0262163	A1	10/2010	Kindermann et al.	
2012/0022555	A1	1/2012	Sanchez-Martinez et al.	
2014/0107669	A1	4/2014	Grieshaber et al.	
2014/0107670	A1 *	4/2014	Grieshaber .....	A45D 26/0023 606/133
2017/0120467	A1 *	5/2017	Schmitt .....	B26B 19/12
2017/0164712	A1	6/2017	Poran	
2019/0061183	A1 *	2/2019	Neyer .....	B26B 19/382
2019/0104822	A1	4/2019	Martinez et al.	
2019/0299434	A1 *	10/2019	Fuerst .....	B26B 19/063
2019/0299436	A1 *	10/2019	Fuellgrabe .....	B26B 19/282
2021/0268674	A1 *	9/2021	Weschta .....	B26B 19/386

\* cited by examiner

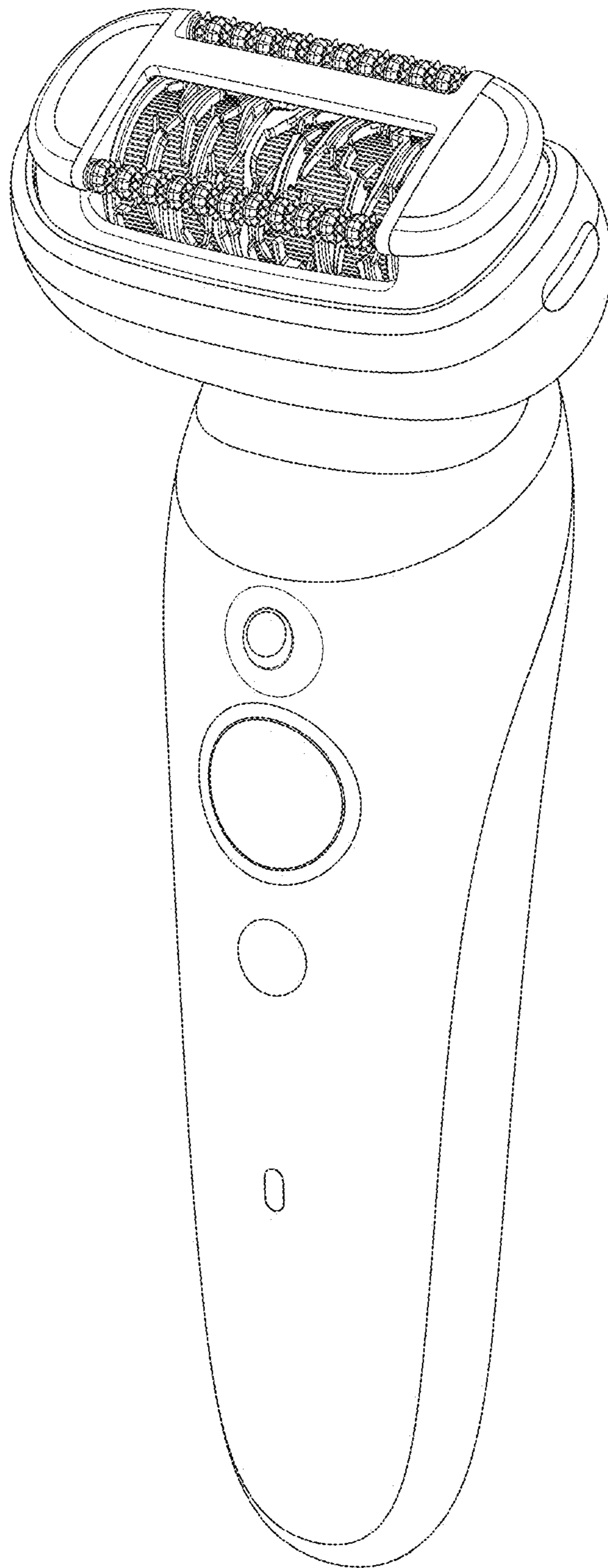


Figure 1

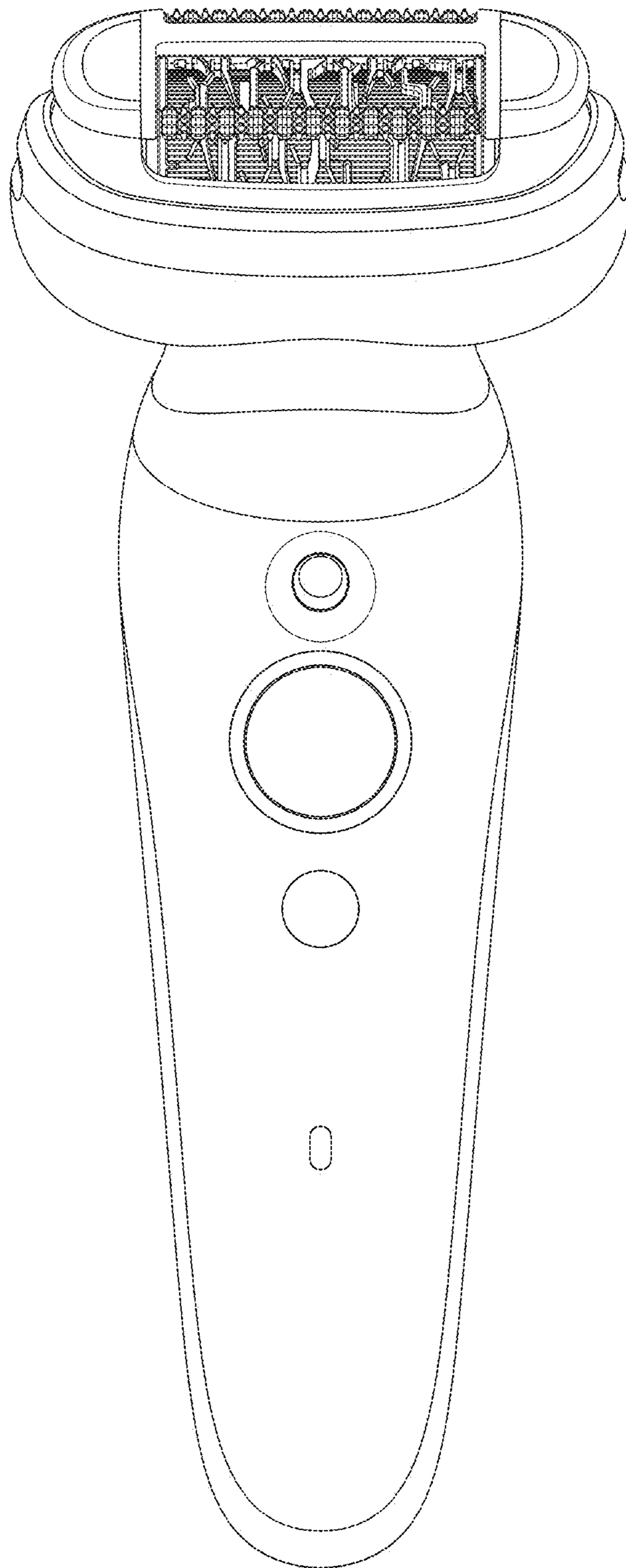


Figure 2

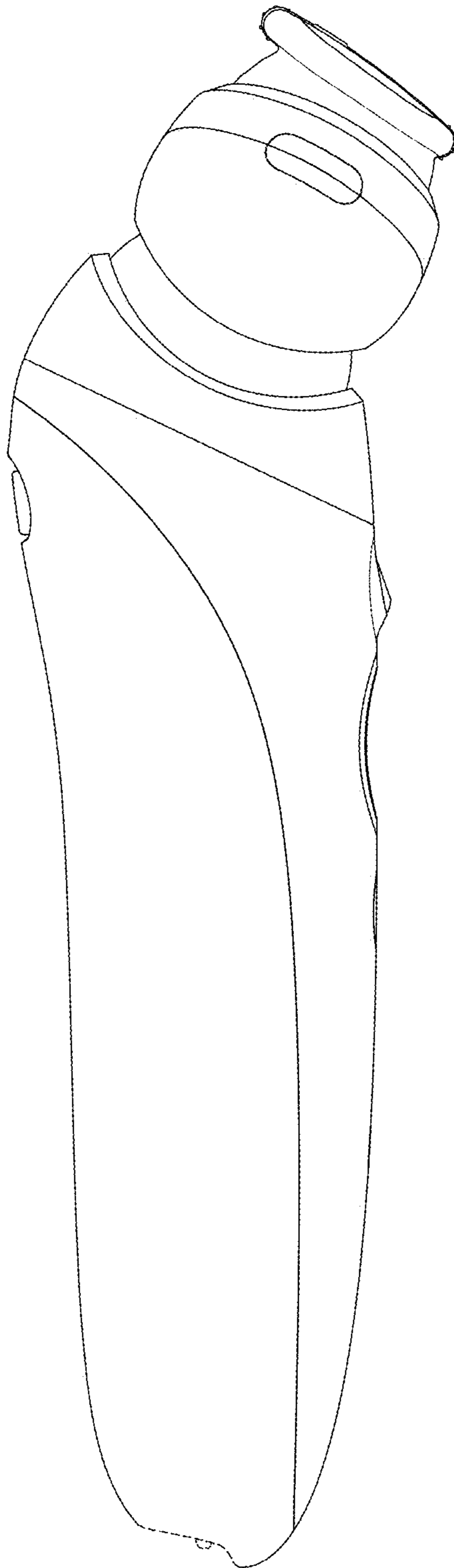


Figure 3



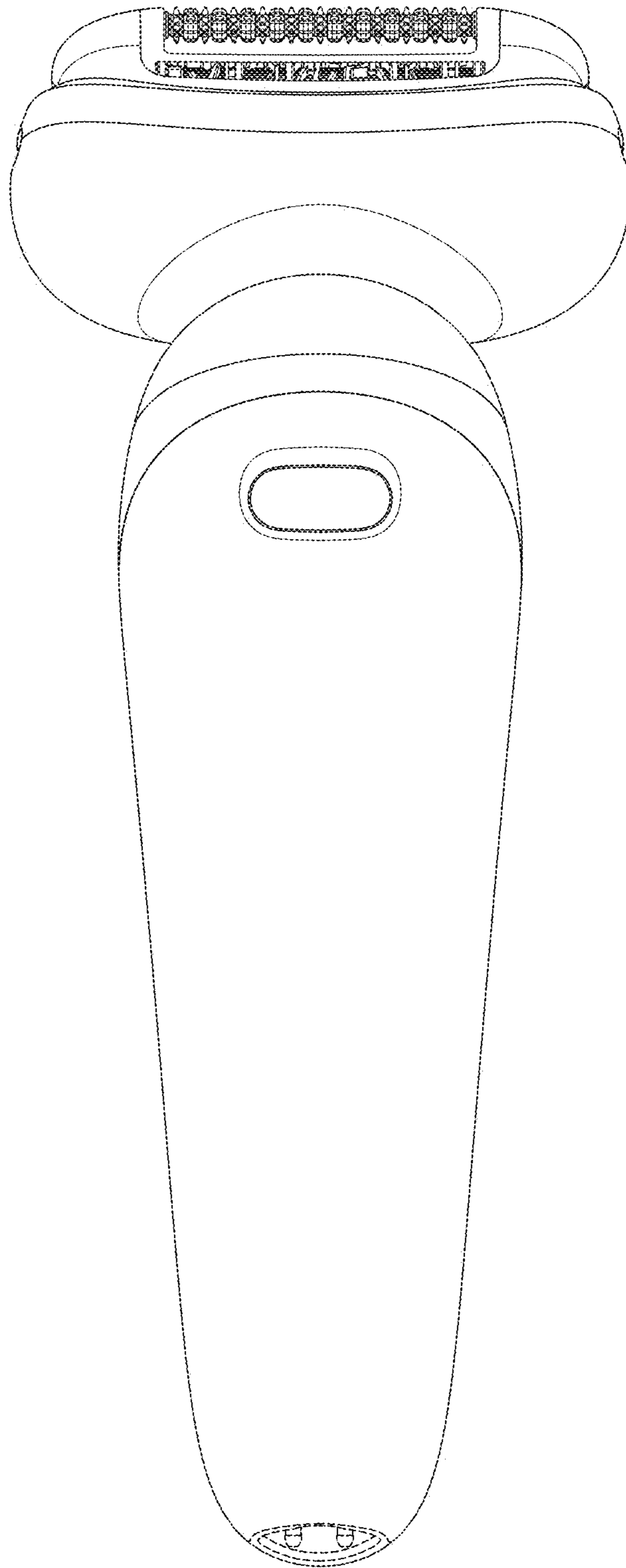


Figure 4

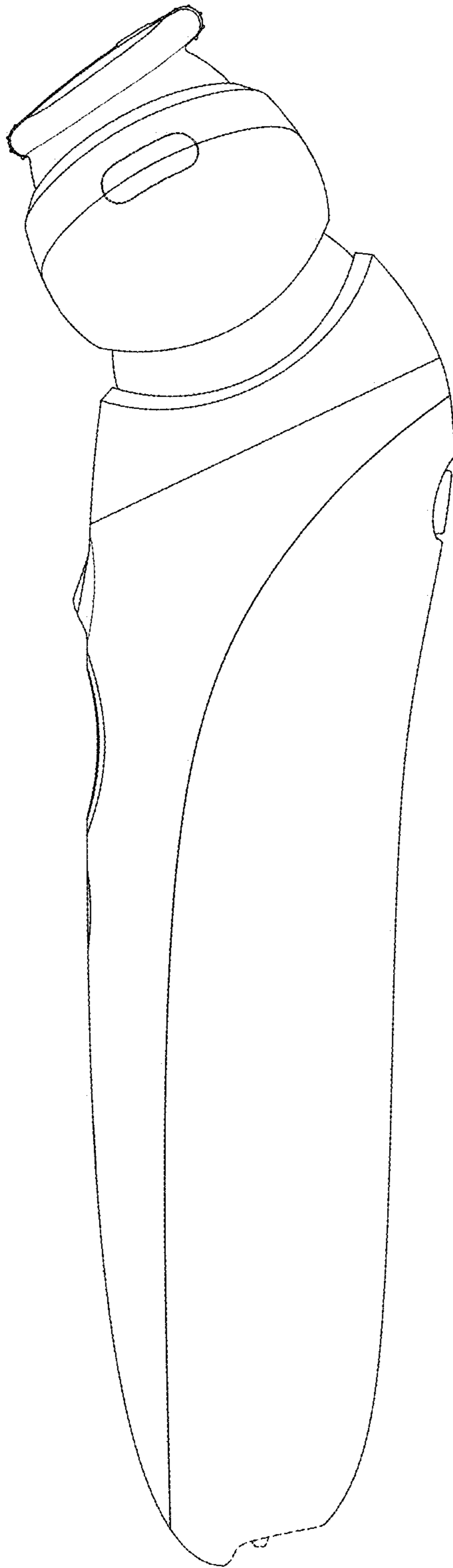


Figure 5

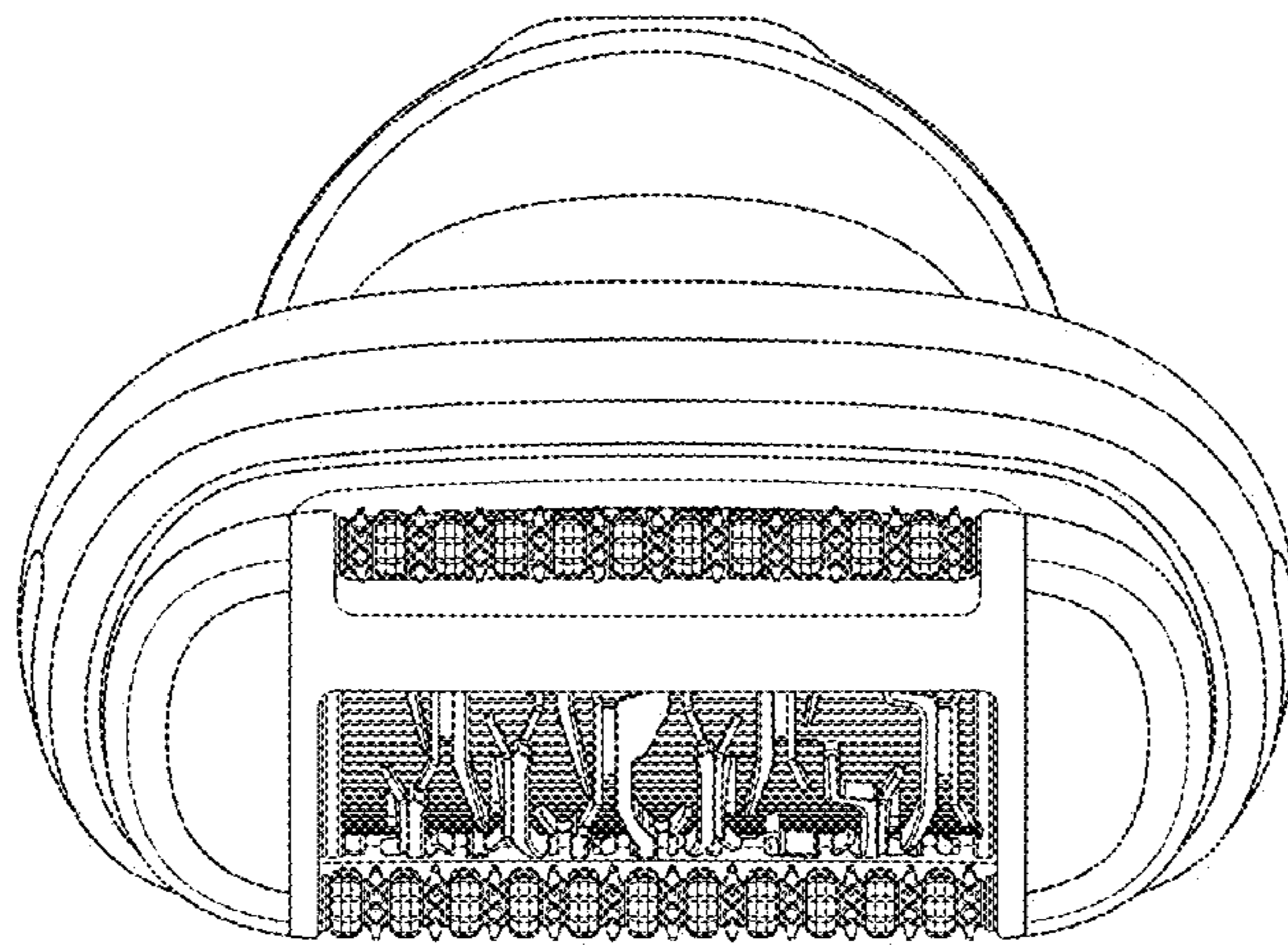


Figure 6



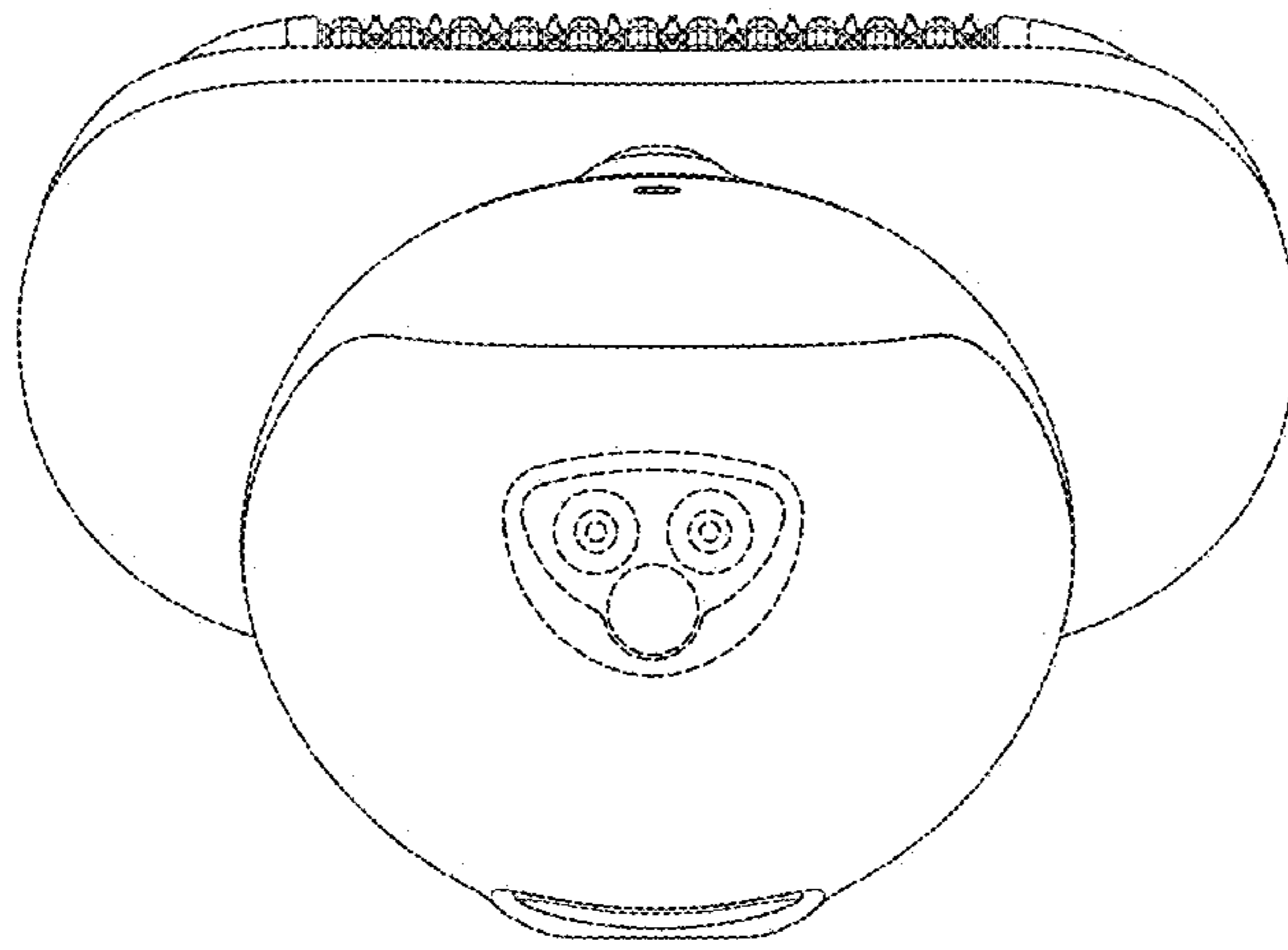


Figure 7