

US00D964646S

(12) **United States Design Patent**
Shnaider

(10) **Patent No.:** **US D964,646 S**

(45) **Date of Patent:** **** Sep. 20, 2022**

(54) **REUSABLE SILICON PAD**

(71) Applicant: **Mary Ann Shnaider**, Los Angeles, CA
(US)

(72) Inventor: **Mary Ann Shnaider**, Los Angeles, CA
(US)

(**) Term: **15 Years**

(21) Appl. No.: **29/771,160**

(22) Filed: **Feb. 19, 2021**

(51) **LOC (13) Cl.** **28-03**

(52) **U.S. Cl.**
USPC **D28/7**

(58) **Field of Classification Search**
USPC D28/7, 8, 99; D32/40, 42, 45; D6/595,
D6/596, 601
CPC A45D 2200/1009; A45D 2200/1018; A47K
7/00; A47K 7/02; A47L 13/16; A47L
13/17
See application file for complete search history.

(56) **References Cited**

U.S. PATENT DOCUMENTS

D589,665 S * 3/2009 Kwapis D28/7
D734,892 S * 7/2015 Sato D28/7
D800,961 S * 10/2017 Silva A45D 42/02
D28/7

D811,006 S * 2/2018 Nicoline D28/7
D841,233 S * 2/2019 Tai D28/7
D852,412 S * 6/2019 Grund A45D 40/30
D28/7
D854,743 S * 7/2019 Siddiqui D28/7
10,967,101 B2 * 4/2021 Kuracina A61L 27/12
D923,777 S * 6/2021 Igwebuike D28/7
11,241,075 B2 * 2/2022 Silva B65D 43/163
11,253,043 B2 * 2/2022 Le A61F 9/045
2010/0018542 A1 1/2010 Konrad
2010/0154813 A1 6/2010 Deeds
2016/0051033 A1 2/2016 Abraham et al.
2017/0028919 A1 2/2017 Izumikawa et al.

* cited by examiner

Primary Examiner — Zenia I Bennett

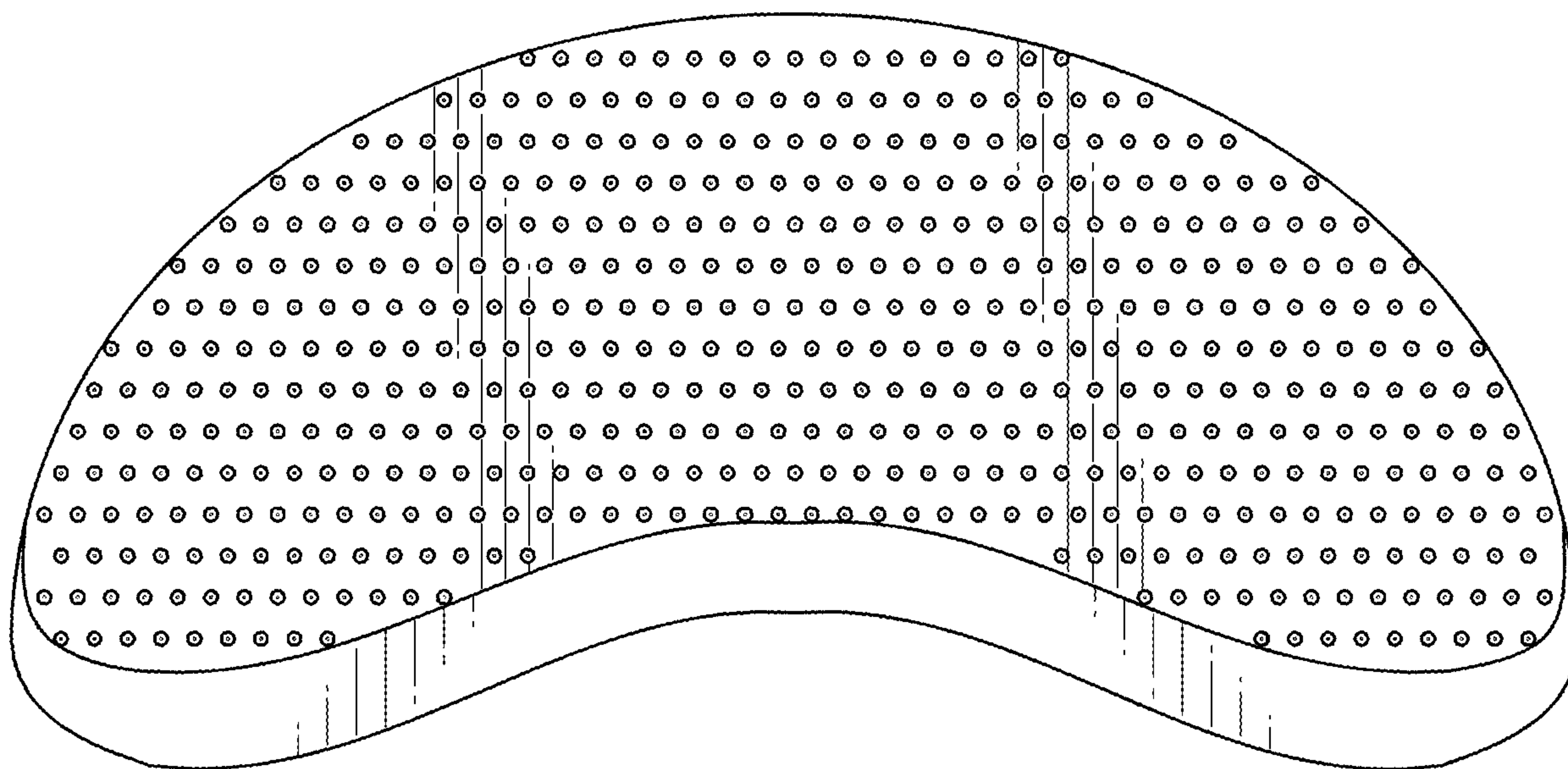
(57) **CLAIM**

The ornamental design for a reusable silicon pad, as shown and described.

DESCRIPTION

FIG. 1 is a front-top-right perspective view of a reusable silicon pad showing my new design;
FIG. 2 is a rear-bottom-left perspective view thereof;
FIG. 3 is a front elevational view thereof;
FIG. 4 is a rear elevational view thereof;
FIG. 5 is a top plan view thereof;
FIG. 6 is a bottom plan view thereof;
FIG. 7 is a left-side view thereof; and,
FIG. 8 is a right-side view thereof.

1 Claim, 8 Drawing Sheets






FIG. 1

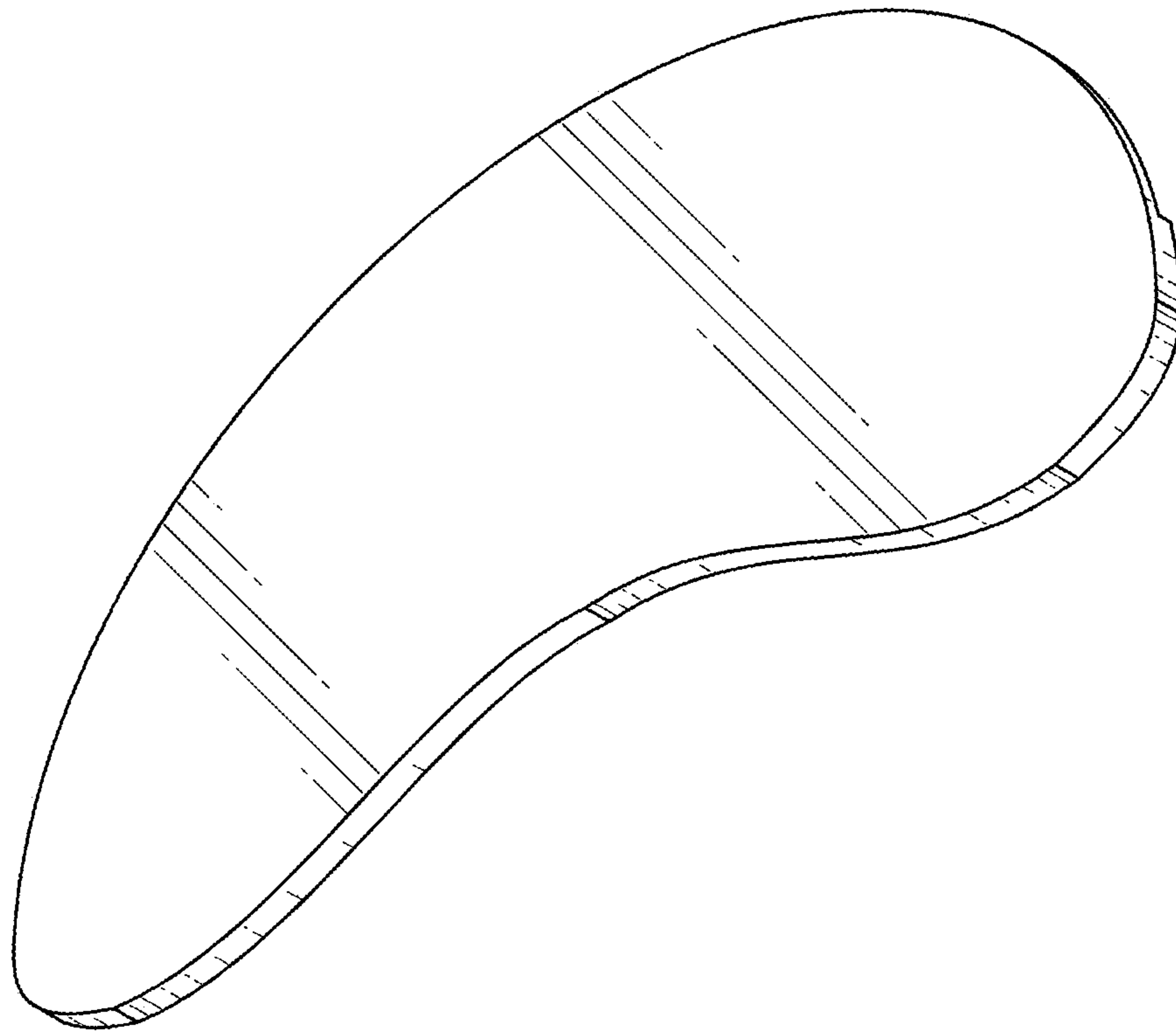


FIG. 2

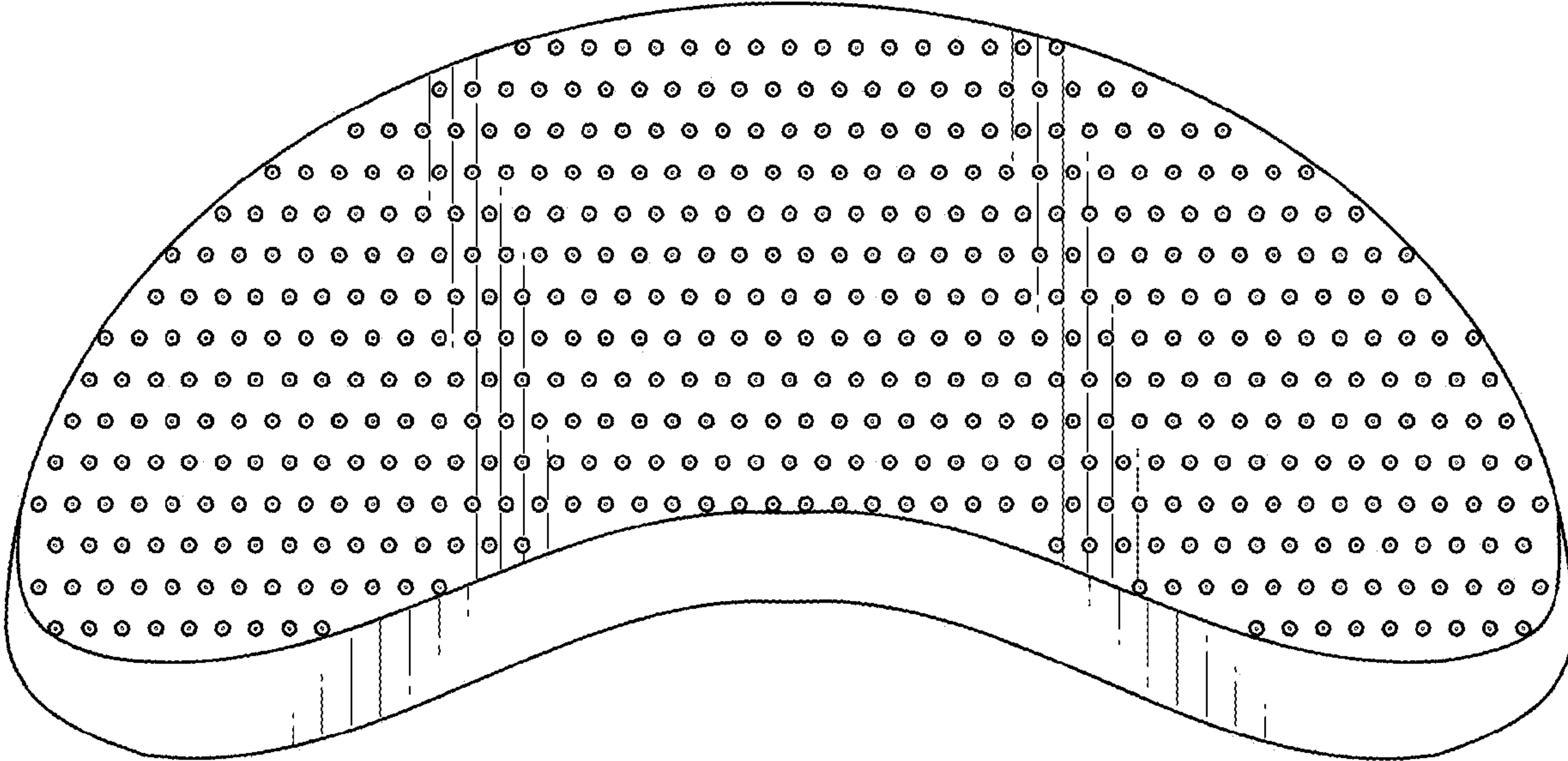


FIG. 3

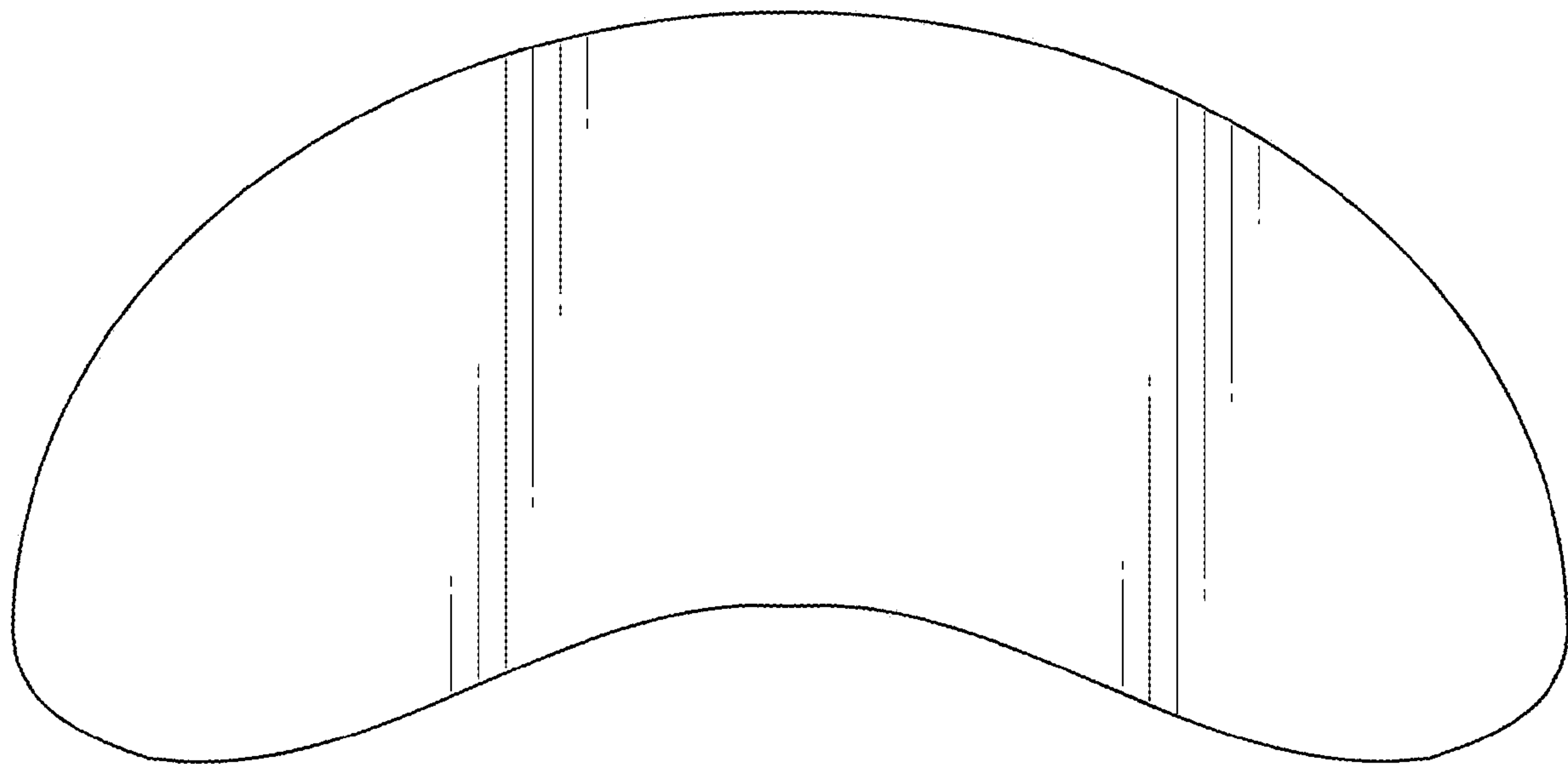


FIG. 4



FIG. 5

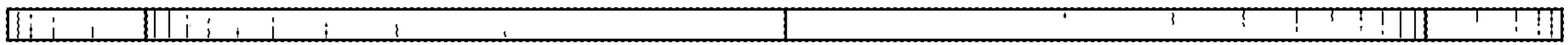


FIG. 6

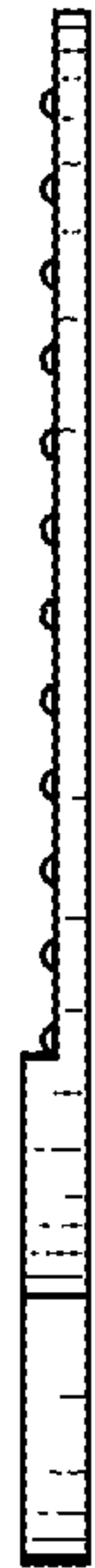


FIG. 7

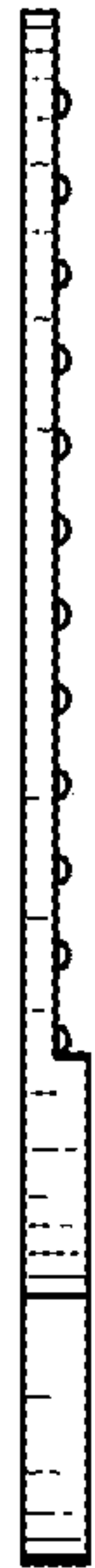


FIG. 8