



US00D964644S

(12) **United States Design Patent**
Herring

(10) **Patent No.:** **US D964,644 S**

(45) **Date of Patent:** **** Sep. 20, 2022**

- (54) **CIGAR CASE LID**
- (71) Applicant: **Matthew Steven Herring**, Bismarck, AR (US)
- (72) Inventor: **Matthew Steven Herring**, Bismarck, AR (US)
- (**) Term: **15 Years**
- (21) Appl. No.: **29/758,190**
- (22) Filed: **Nov. 12, 2020**
- (51) **LOC (13) Cl.** **27-06**
- (52) **U.S. Cl.**
USPC **D27/183**
- (58) **Field of Classification Search**
USPC D27/183, 185, 187, 188, 172, 194;
D9/648, 643, 702, 707, 709
CPC A24F 15/20; A24F 15/00; A24F 15/12;
B60N 3/12
See application file for complete search history.

4,465,184 A *	8/1984	Bruce	A24F 15/20
				206/256
D427,433 S *	7/2000	Leibeck	D3/273
D573,303 S *	7/2008	Fuente	D27/189
D595,454 S *	6/2009	Fuente	D27/189
D596,350 S *	7/2009	Fuente	D27/189
D719,719 S *	12/2014	Grolimund	D1/127
D734,169 S *	7/2015	Harper	D9/756
D734,170 S *	7/2015	Harper	D9/756
D864,755 S *	10/2019	Eberhardt	D9/707
D922,680 S *	6/2021	Kurthy	D27/183
D952,471 S *	5/2022	Fox	D9/705

* cited by examiner

Primary Examiner — Rebecca Tsehaye

(74) *Attorney, Agent, or Firm* — Innovation Capital Law Group, LLP; Vic Lin

(57) **CLAIM**

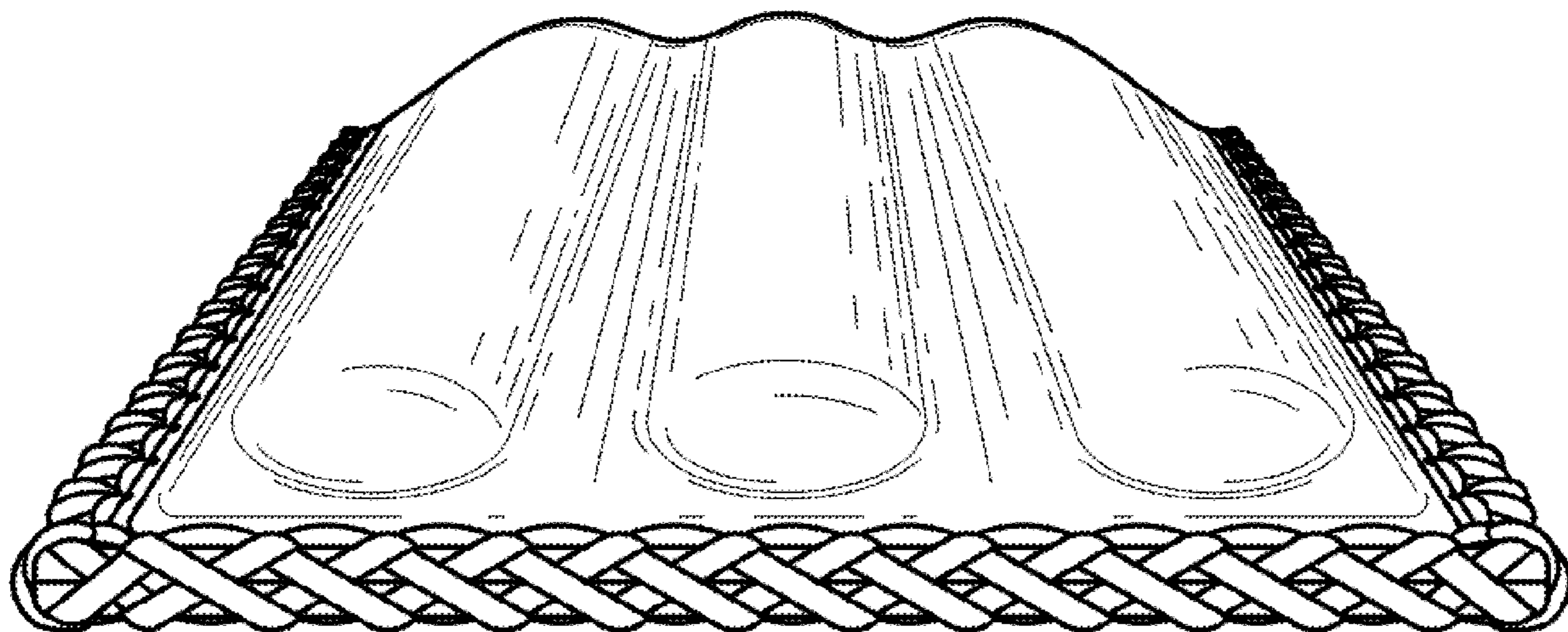
The ornamental design for a cigar case lid, as shown and described.

DESCRIPTION

FIG. 1 is a front elevation view of a cigar case lid, showing my new design;
 FIG. 2 is a rear elevation view thereof;
 FIG. 3 is a right side elevation view thereof, the left side of which is symmetrical;
 FIG. 4 is a top plan view thereof, the bottom of which is identical;
 FIG. 5 is a front perspective view thereof; and,
 FIG. 6 is a rear perspective view thereof.

1 Claim, 6 Drawing Sheets

- (56) **References Cited**
U.S. PATENT DOCUMENTS
- 2,112,801 A * 3/1938 Zint A24F 15/20
206/253
- 3,165,249 A * 1/1965 Peck A24F 15/20
206/820
- 4,300,675 A * 11/1981 Wagner A24F 15/20
312/61



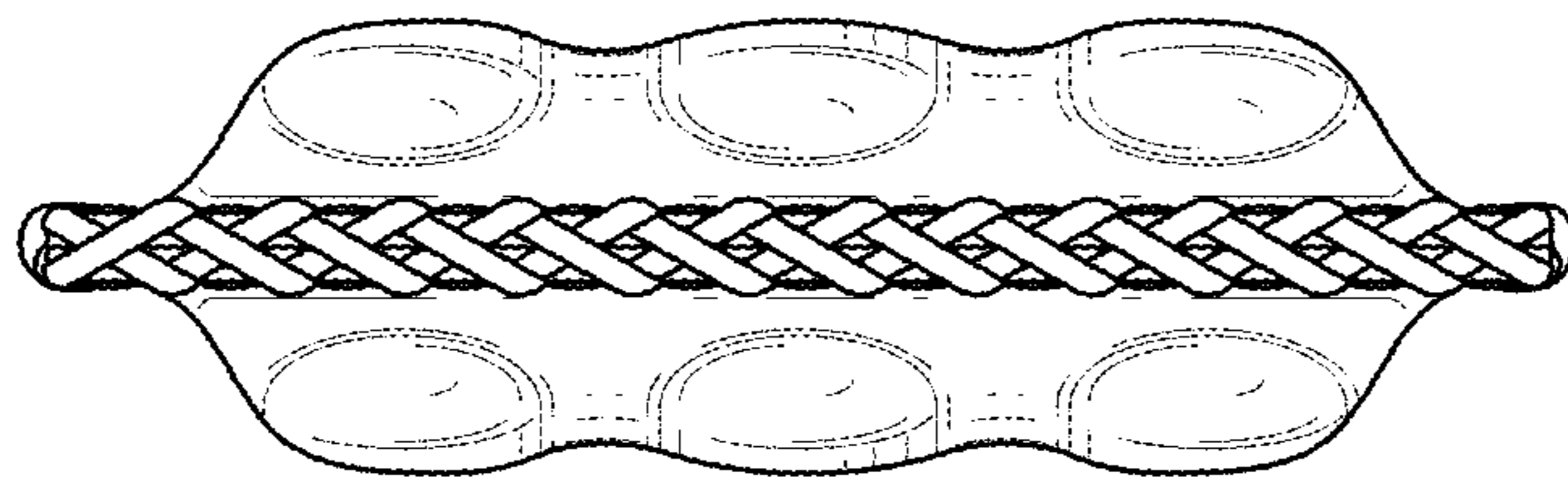


FIG. 1

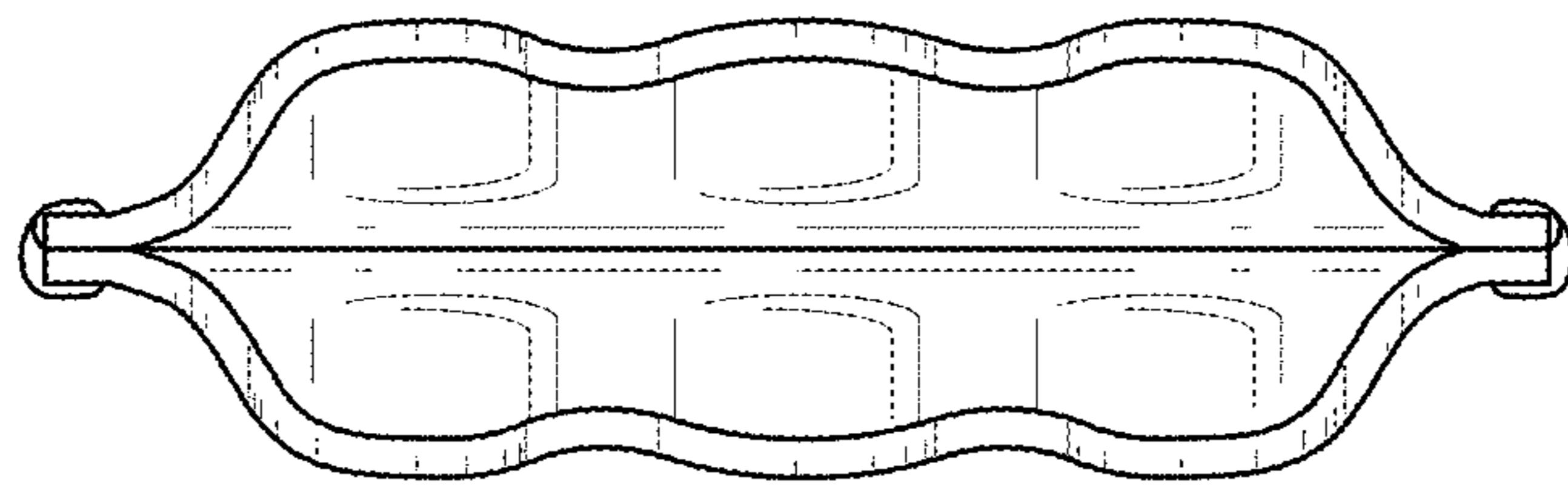


FIG. 2




FIG. 3




FIG. 4

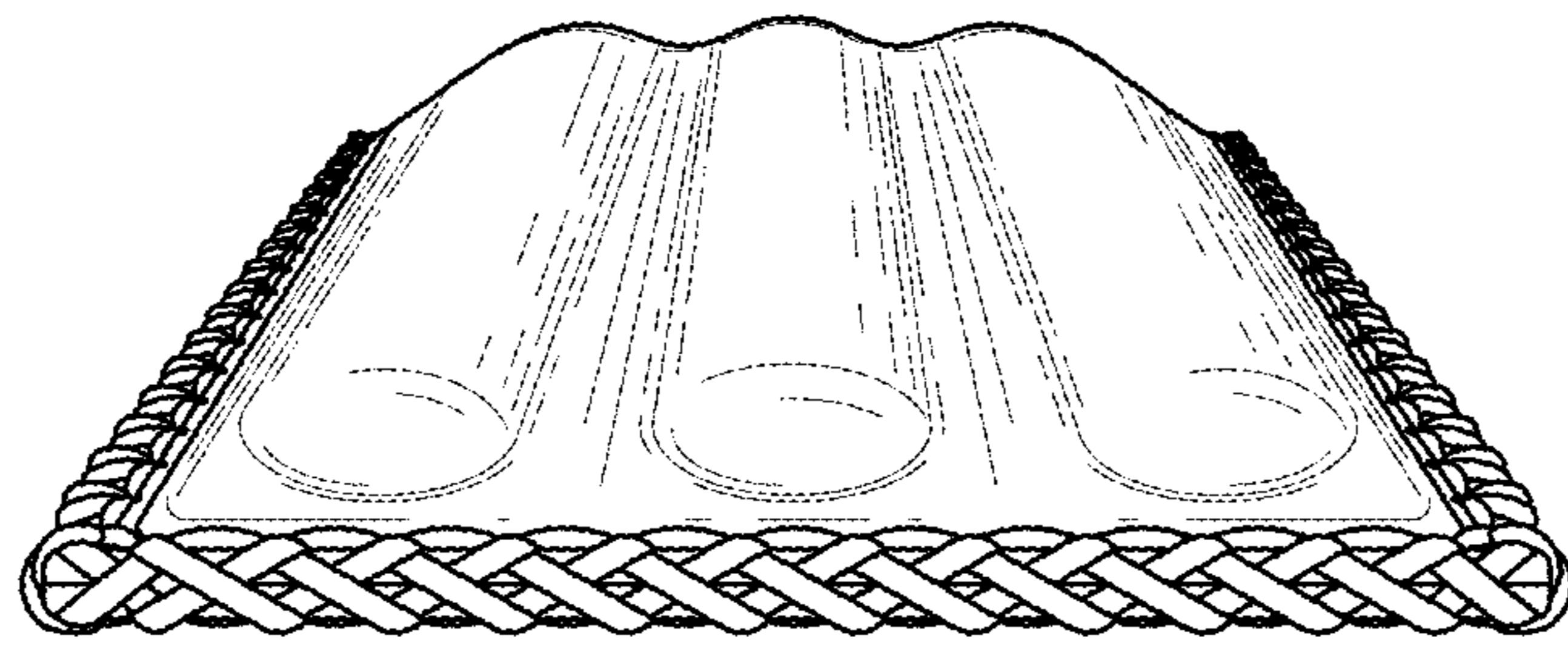


FIG. 5

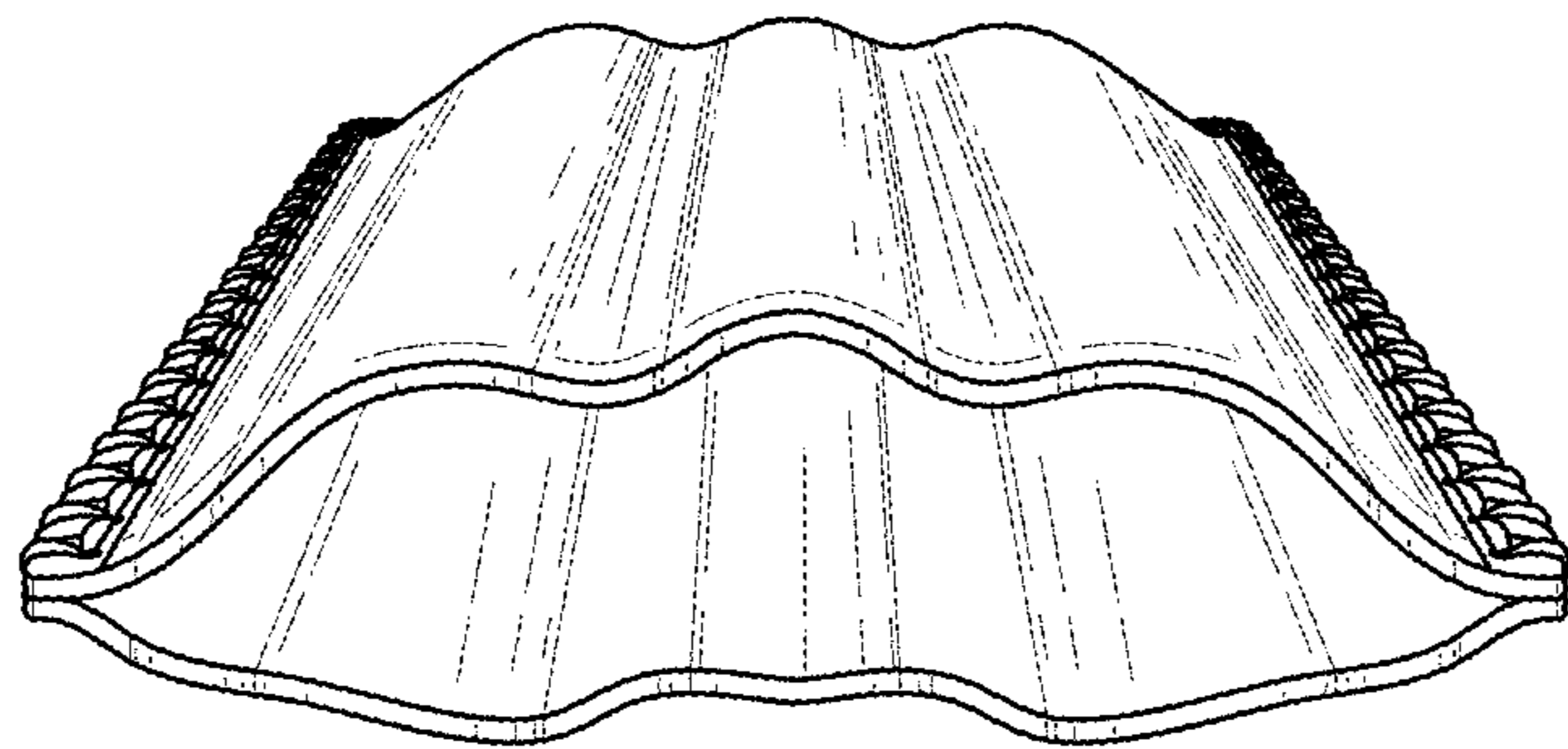


FIG. 6