



US00D964640S

(12) **United States Design Patent** (10) **Patent No.:** **US D964,640 S**  
**Chen et al.** (45) **Date of Patent:** **\*\* Sep. 20, 2022**

(54) **ELECTRONIC CIGARETTE**  
(71) Applicant: **SHENZHEN RELX TECHNOLOGY CO., LTD.**, Shenzhen (CN)  
(72) Inventors: **Chen Chen**, Shenzhen (CN); **Weifeng Chen**, Shenzhen (CN)  
(73) Assignee: **SHENZHEN RELX TECHNOLOGY CO., LTD.**, Shenzhen (CN)

D901,761 S \* 11/2020 Zhu ..... D27/162  
D913,578 S \* 3/2021 Chen ..... D27/162  
D919,172 S \* 5/2021 Zu ..... D27/162  
D919,881 S \* 5/2021 Carlberg ..... D27/162  
D924,476 S \* 7/2021 Li ..... D27/162  
D930,234 S \* 9/2021 Wang ..... D27/162  
D932,098 S \* 9/2021 Liu ..... D27/162  
D937,476 S \* 11/2021 Zu ..... D27/162  
D937,480 S \* 11/2021 Liu ..... D27/162

(\*\*) Term: **15 Years**  
(21) Appl. No.: **29/732,974**  
(22) Filed: **Apr. 29, 2020**

(30) **Foreign Application Priority Data**  
Nov. 1, 2019 (CN) ..... 201930601318.9  
Dec. 12, 2019 (CN) ..... 201930695173.3

(51) **LOC (13) Cl.** ..... **27-02**  
(52) **U.S. Cl.**  
USPC ..... **D27/162**

(58) **Field of Classification Search**  
USPC ..... D27/162, 100, 101, 163–165, 167, 169,  
D27/172, 183, 185–192, 194; D23/360,  
D23/366; D24/110, 110.5  
CPC .... A24F 47/008; A24F 47/006; A24F 47/002;  
A61M 15/00; A61M 15/06  
See application file for complete search history.

(56) **References Cited**  
U.S. PATENT DOCUMENTS

D799,110 S \* 10/2017 Qiu ..... D27/101  
D818,636 S \* 5/2018 Qiu ..... D27/101  
D825,834 S \* 8/2018 Chen ..... D27/101  
D827,195 S \* 8/2018 Chen ..... D27/101  
D829,980 S \* 10/2018 Qiu ..... D27/162  
D855,251 S \* 7/2019 Qiu ..... D27/162  
D892,397 S \* 8/2020 Li ..... D27/162

**OTHER PUBLICATIONS**

Year Neat 2 Pod Kit By: Uwell <https://www.vapesuperstore.co.uk/products/yearn-neat-2-pod-kit-by-uwell>.\*

\* cited by examiner

*Primary Examiner* — Rebecca Tsehaye

(74) *Attorney, Agent, or Firm* — Idea Intellectual Limited; Margaret A. Burke; Sam T. Yip

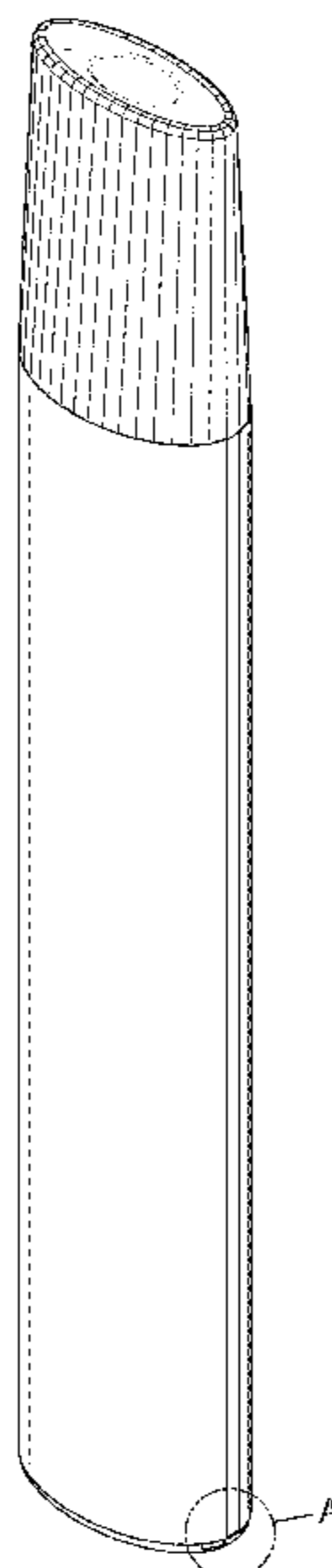
(57) **CLAIM**

The ornamental design for an electronic cigarette, as shown and described.

**DESCRIPTION**

FIG. 1 is a perspective view of of an electronic cigarette; FIG. 2 is a front view thereof; FIG. 3 is a rear view thereof; FIG. 4 is a top view thereof; FIG. 5 is a bottom view thereof; FIG. 6 is a left view thereof; FIG. 7 is a right view thereof; and, FIG. 8 is an enlarged partial view of portion “A” in FIG. 1. The broken line in the drawings depict portions of the electronic cigarette that form no part of the claimed design. The broken lines consisting of dot-dot and dash lines in FIGS. 1 and 8 are for purposes of annotating the enlarged view and form no part of the claimed design.

**1 Claim, 8 Drawing Sheets**






FIG. 1




FIG. 2




FIG. 3

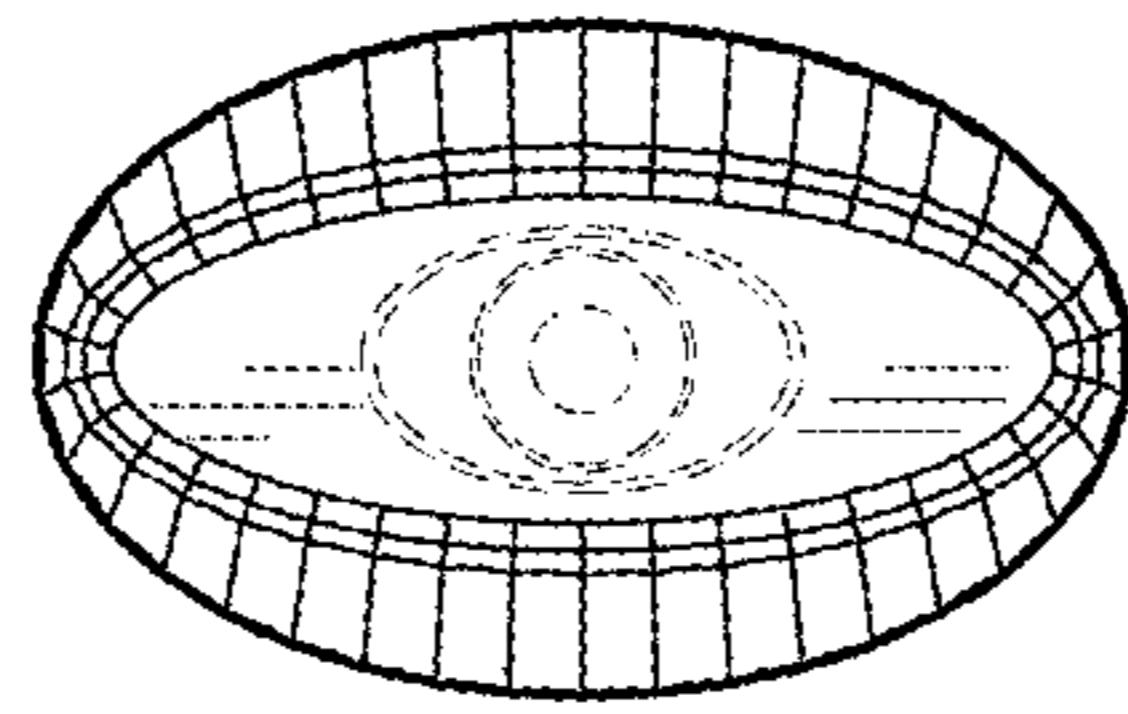


FIG. 4

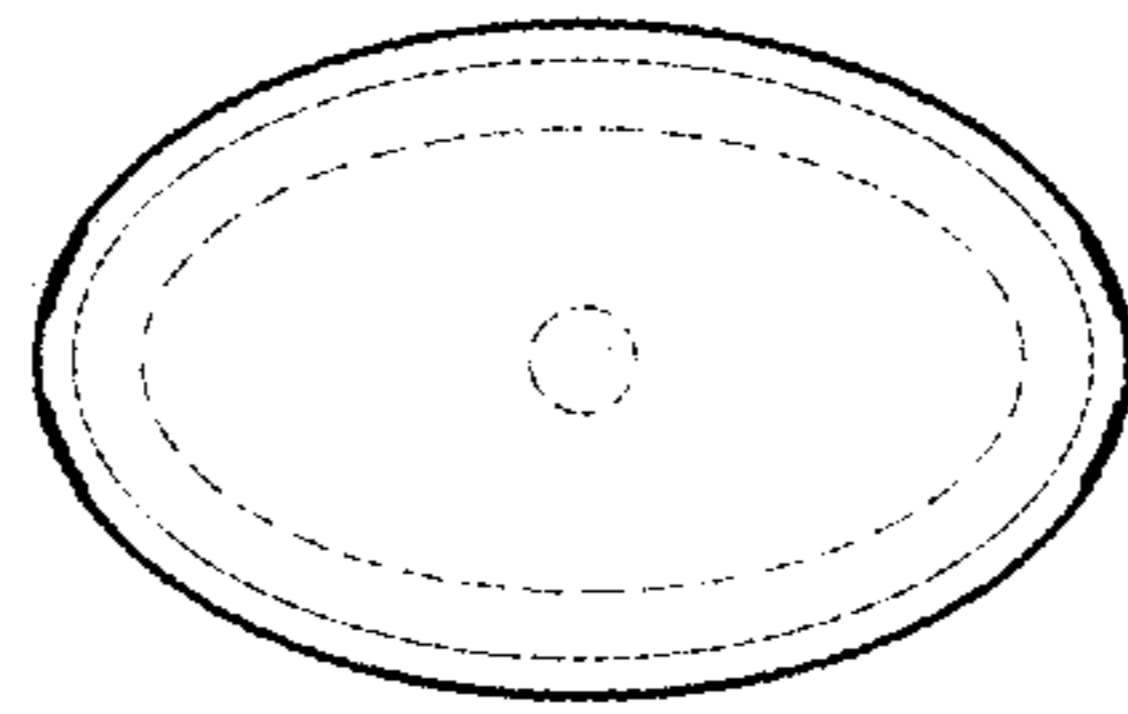


FIG. 5

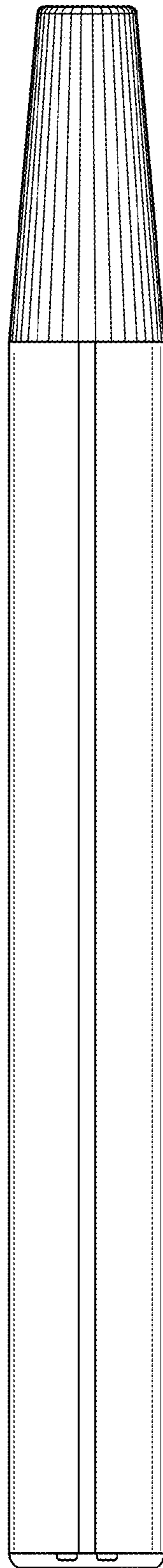


FIG. 6




FIG. 7



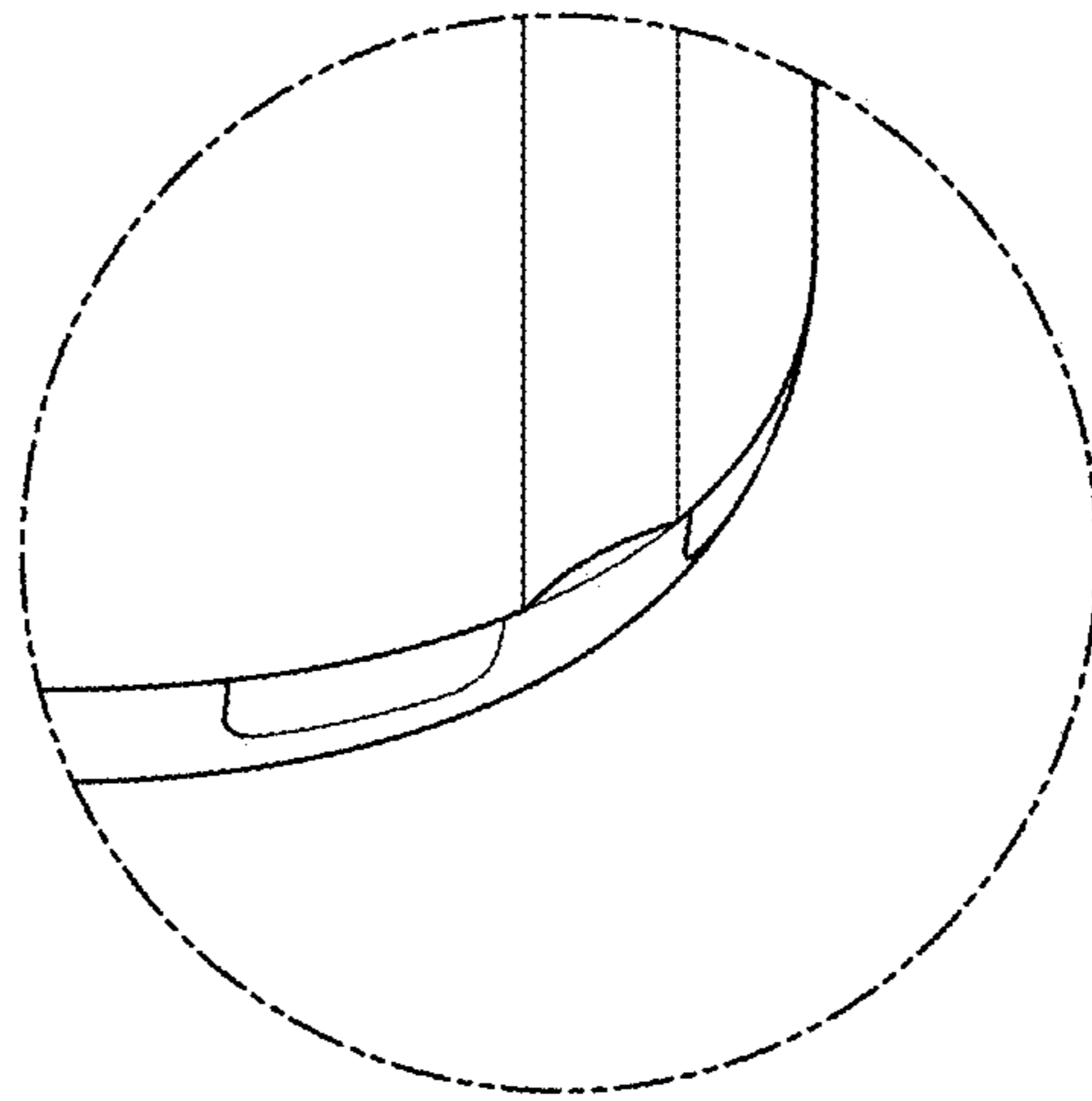


FIG. 8