



US00D964635S

(12) **United States Design Patent** (10) **Patent No.:** **US D964,635 S**
Diez (45) **Date of Patent:** **** Sep. 20, 2022**

(54) **LAMP**
(71) Applicant: **Midgard Licht GmbH**, Hamburg (DE)
(72) Inventor: **Stefan Diez**, Hamburg (DE)
(73) Assignee: **Midgard Licht GmbH**
(**) Term: **15 Years**
(21) Appl. No.: **29/739,915**
(22) Filed: **Jun. 30, 2020**

(30) **Foreign Application Priority Data**
Jan. 13, 2020 (DE) 40 2020 100 032.9
(51) **LOC (13) Cl.** **26-05**
(52) **U.S. Cl.**
USPC **D26/107**
(58) **Field of Classification Search**
USPC D26/24, 51, 56, 61, 63, 64, 65, 93, 94,
D26/100, 106, 107
CPC F21S 6/00; F21S 6/002; F21S 6/003; F21S
6/004; F21S 6/005; F21S 6/006; F21S
8/036; F21V 21/06; F21V 21/14; F21V
21/26; F21V 21/30; F21V 12/01
See application file for complete search history.

(56) **References Cited**
U.S. PATENT DOCUMENTS
D305,155 S * 12/1989 De Lucchi F21S 6/002
D26/65
D326,533 S * 5/1992 Cerbini D26/65
D326,535 S * 5/1992 Hsia D26/65
D388,211 S * 12/1997 Yang D26/65
D393,732 S * 4/1998 Rubenzer D26/65
D393,916 S * 4/1998 Lee D26/106
D448,879 S * 10/2001 Wang D26/65
D467,674 S * 12/2002 Hsieh D26/63
D512,171 S * 11/2005 Opolka D26/62

D525,382 S * 7/2006 Chen D26/65
D609,393 S * 2/2010 Sabernig D26/107
D668,812 S * 10/2012 Sprengers D26/107
D693,049 S * 11/2013 Meise D26/93
9,719,641 B1 * 8/2017 Volek F21V 7/00
D876,705 S * 2/2020 Tang D26/107
11,221,038 B1 * 1/2022 Simmons, Sr. F21V 17/105
D945,048 S * 3/2022 Zhou D26/106
D945,049 S * 3/2022 Hvidt D26/107

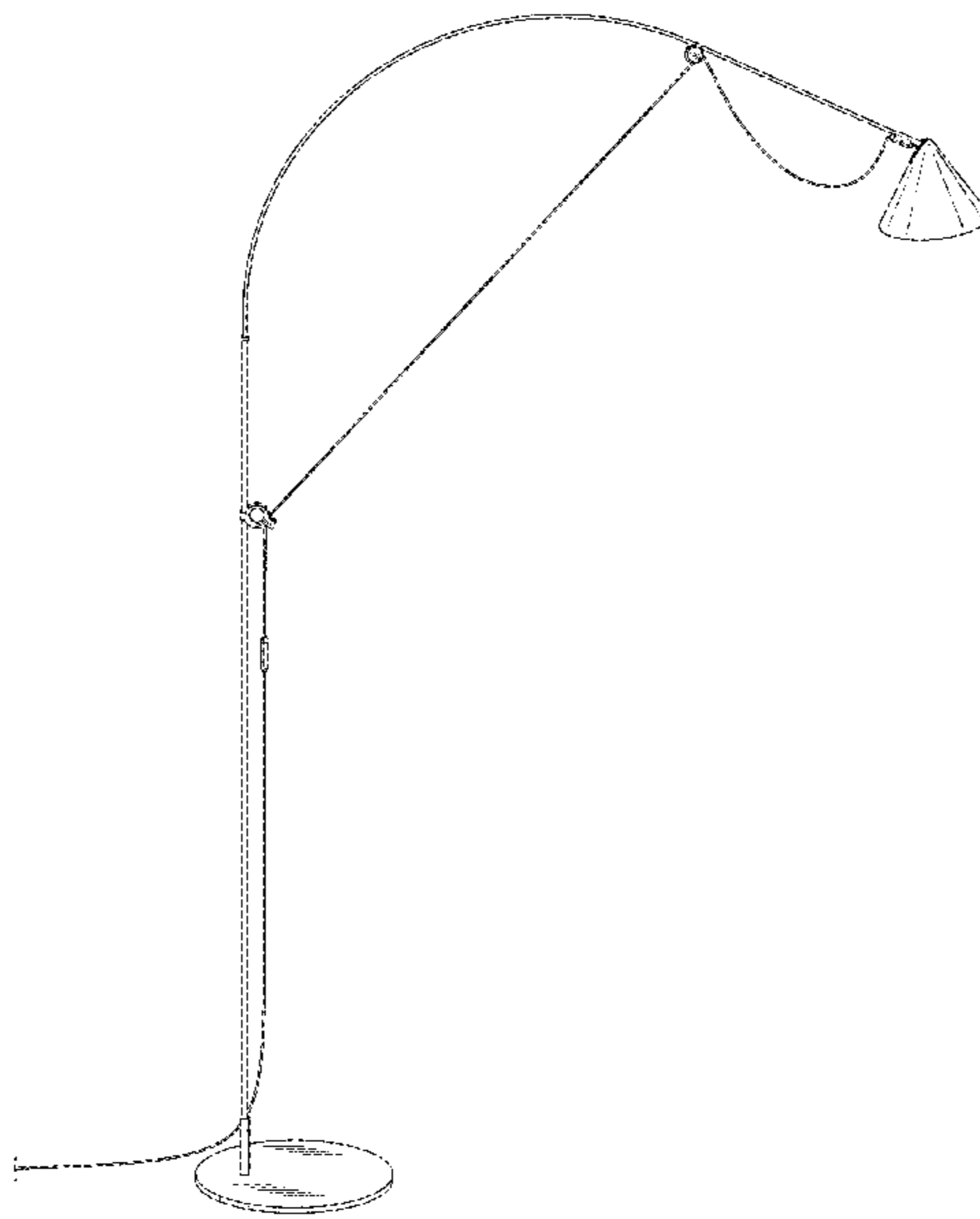
(Continued)

Primary Examiner — Wan Laymon
Assistant Examiner — Clint A Samuel
(74) *Attorney, Agent, or Firm* — Lucian Wayne Beavers;
Patterson Intellectual Property Law, PC

(57) **CLAIM**
What is claimed is the ornamental design for a lamp, as shown and described.

DESCRIPTION
FIG. 1 is a first perspective view of the lamp from the left side and from above.
FIG. 2 is a second perspective view of the lamp of FIG. 1, from the right side and from below.
FIG. 3 is a left side elevation view of the lamp of FIG. 1.
FIG. 4 is a right side elevation view of the lamp of FIG. 1.
FIG. 5 is a rear elevation view of the lamp of FIG. 1.
FIG. 6 is a front elevation view of the lamp of FIG. 1.
FIG. 7 is a top view of the lamp of FIG. 1.
FIG. 8 is a bottom view of the amp of FIG. 1.
FIG. 9 is a left side elevation view of the lamp of FIG. 1 similar to FIG. 3, but with the lamp in a revised configuration as compared to the view of FIG. 3.
FIG. 10 is a left side elevation view of the lamp of FIG. 1 similar to FIG. 3, but with the lamp in a further revised configuration as compared to the view of FIG. 3; and,
FIG. 11 is a left side elevation view of the lamp of FIG. 1 similar to FIG. 3, but with the lamp in a still further revised configuration as compared to the view of FIG. 3.

1 Claim, 9 Drawing Sheets



(56)

References Cited

U.S. PATENT DOCUMENTS

D947,440	S	*	3/2022	Pardo	D26/107
D947,441	S	*	3/2022	Pardo	D26/107
11,268,665	B2	*	3/2022	Hsieh	F21V 21/22
D948,103	S	*	4/2022	Tong	D26/65
D950,138	S	*	4/2022	Huang	D26/65
D953,611	S	*	5/2022	Chen	D26/107

* cited by examiner



FIG. 1

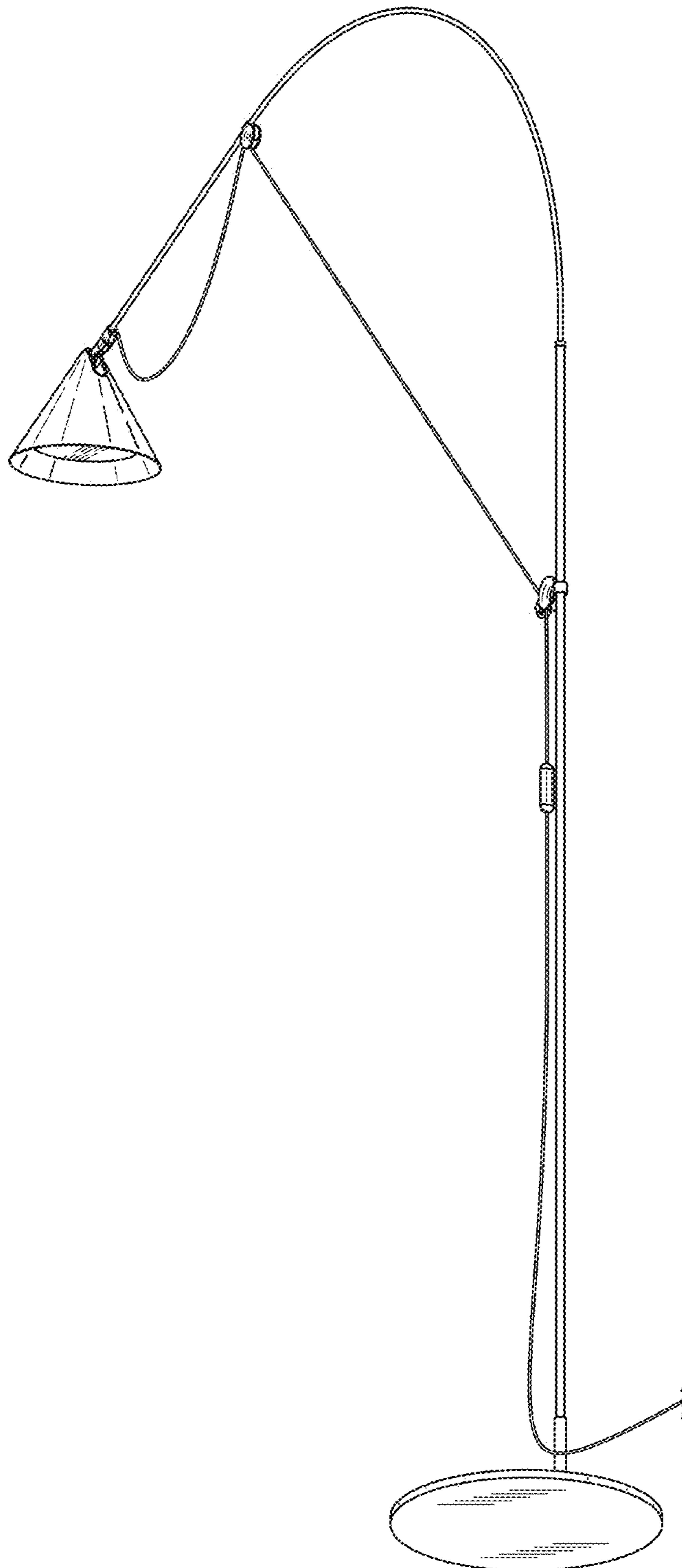


FIG. 2

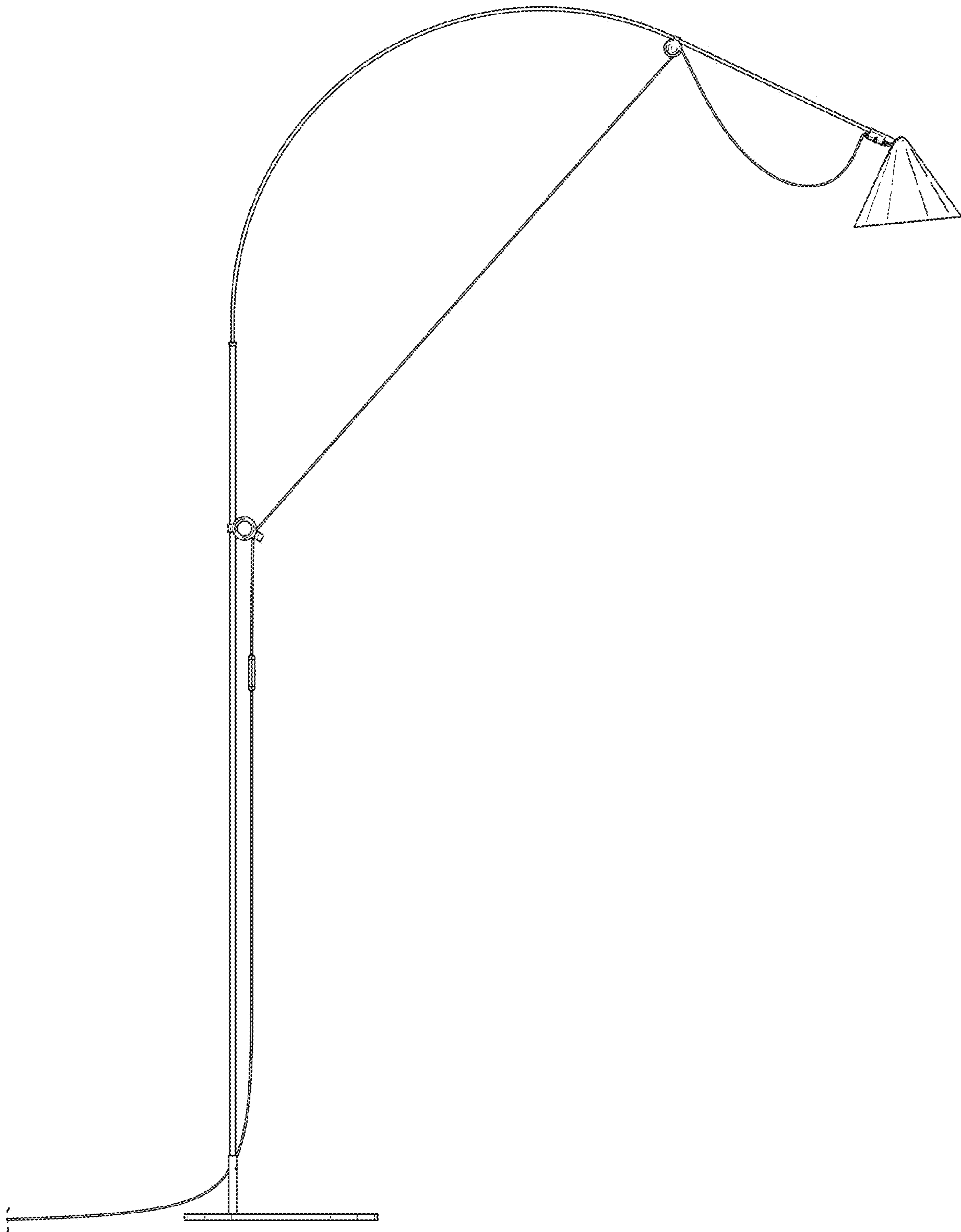


FIG. 3



FIG. 4

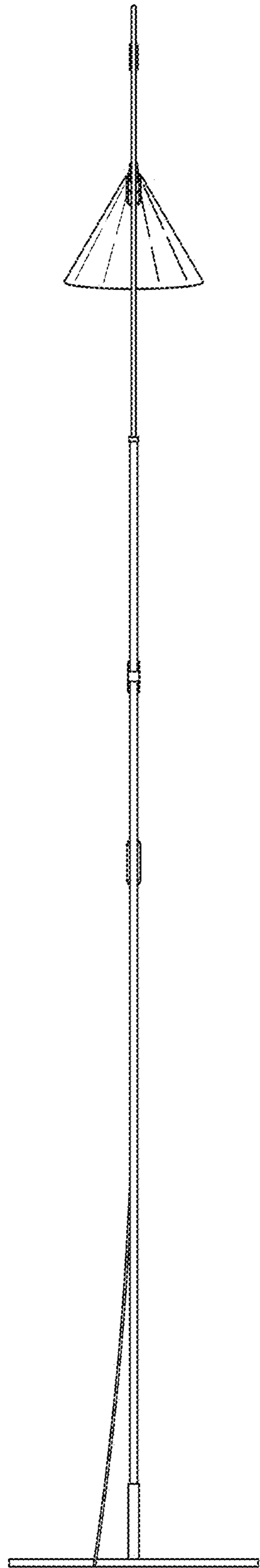


FIG. 5

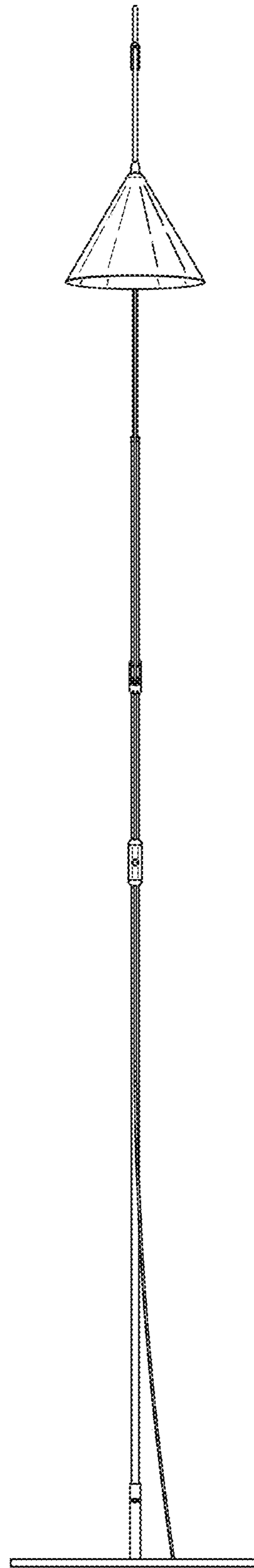


FIG. 6



FIG. 7




FIG. 8



FIG. 9



FIG. 10




FIG. 11

UNITED STATES PATENT AND TRADEMARK OFFICE
CERTIFICATE OF CORRECTION

PATENT NO. : D964,635 S
APPLICATION NO. : 29/739915
DATED : September 20, 2022
INVENTOR(S) : Stefan Diez

Page 1 of 1

It is certified that error appears in the above-identified patent and that said Letters Patent is hereby corrected as shown below:

On the Title Page

DESCRIPTION

Column 2 Line 10 FIG. 8:
Delete "amp" replace with --lamp--.

Signed and Sealed this
Twentieth Day of December, 2022



Katherine Kelly Vidal
Director of the United States Patent and Trademark Office