



US00D964629S

(12) **United States Design Patent**  
**Zou**

(10) **Patent No.:** **US D964,629 S**  
(45) **Date of Patent:** **\*\* Sep. 20, 2022**

(54) **LIGHT**

(71) Applicant: **SHENZHEN GAIYATUOPU NETWORK TECHNOLOGY CO., LTD.**, Shenzhen (CN)

(72) Inventor: **Bei Zou**, Shenzhen (CN)

(73) Assignee: **SHENZHEN GAIYATUOPU NETWORK TECHNOLOGY CO., LTD.**, Shenzhen (CN)

(\*\*) Term: **15 Years**

(21) Appl. No.: **29/812,151**

(22) Filed: **Oct. 20, 2021**

(51) **LOC (13) Cl.** ..... **26-05**

(52) **U.S. Cl.**  
USPC ..... **D26/73**

(58) **Field of Classification Search**  
USPC ..... D26/24, 72, 76, 80, 83, 85, 87, 89, 92;  
D20/29, 42; D11/125, 133  
CPC .... F21S 8/03; F21S 8/033; F21S 8/036; F21S 8/037; F21S 9/022; F21S 9/024; F21S 9/03; F21S 9/035; F21S 9/037; F21W 2131/107; G09F 13/04; G09F 13/26  
See application file for complete search history.

(56) **References Cited**

**U.S. PATENT DOCUMENTS**

2,025,356 A \* 12/1935 Neal ..... G09F 13/26  
40/442  
D102,121 S \* 12/1936 Baker ..... D20/35

D219,534 S \* 12/1970 Edenberg ..... D26/73  
D310,129 S \* 8/1990 Archambault ..... D26/125  
D364,642 S \* 11/1995 Adler ..... D19/113  
D523,568 S \* 6/2006 Brady ..... D26/73  
D599,410 S \* 9/2009 Kaoh ..... D20/42  
D733,954 S \* 7/2015 Hawthorne ..... D26/101  
D838,027 S 1/2019 Bobel  
D877,389 S 3/2020 Xie et al.  
D899,965 S \* 10/2020 Zhou ..... D26/25  
D938,088 S \* 12/2021 Pei ..... D20/23

**OTHER PUBLICATIONS**

Koicaxy Cloud Led Neon Light ASIN: B095WG6G1D. Available from amazon.com as early as Nov. 9, 2020. (Year: 2020).\*  
Britrio LED Neon Light ASIN: B0829ZQHY1. Available from amazon.com Dec. 4, 2019. (Year: 2019).\*

\* cited by examiner

*Primary Examiner* — Clare E Heflin


(57) **CLAIM**

The ornamental design for a light, as shown and described.

**DESCRIPTION**

FIG. 1 is a perspective view of a light showing my new design;  
FIG. 2 is another perspective view thereof;  
FIG. 3 is a front elevational view thereof;  
FIG. 4 is a rear elevational view thereof;  
FIG. 5 is a left side elevational view thereof;  
FIG. 6 is a right side elevational view thereof;  
FIG. 7 is a top plan view thereof; and,  
FIG. 8 is a bottom plan view thereof.

**1 Claim, 8 Drawing Sheets**






FIG. 1




FIG. 2

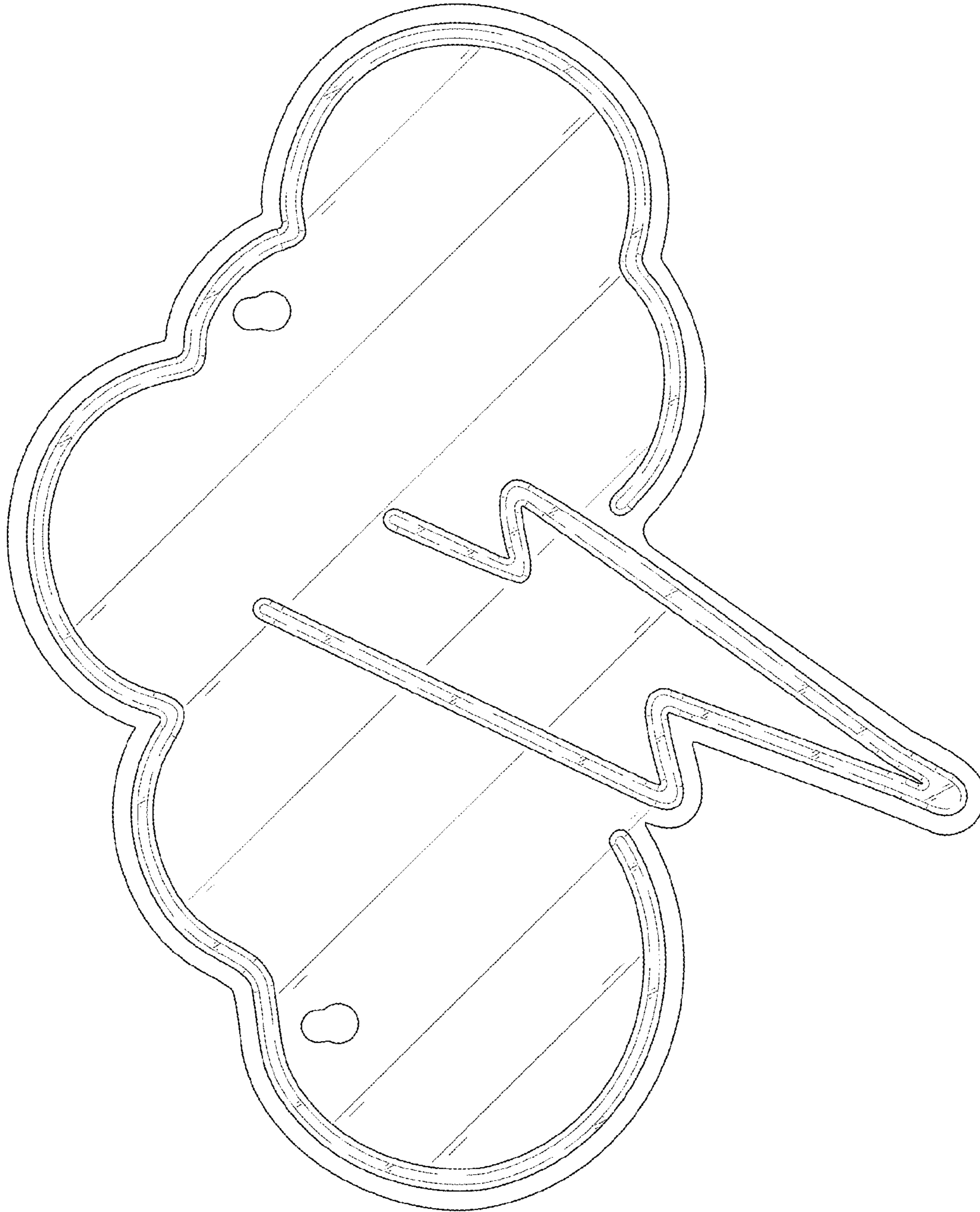


FIG. 3




FIG. 4

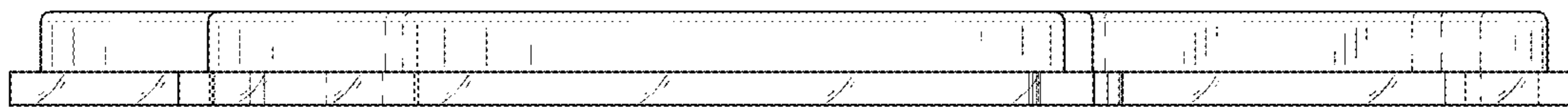


FIG. 5

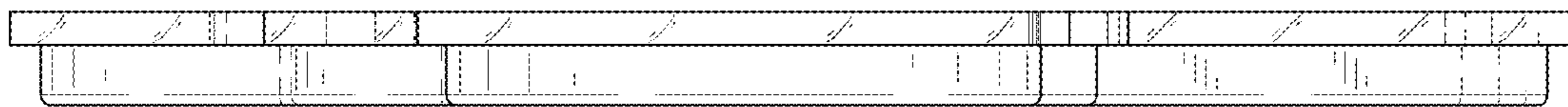


FIG. 6

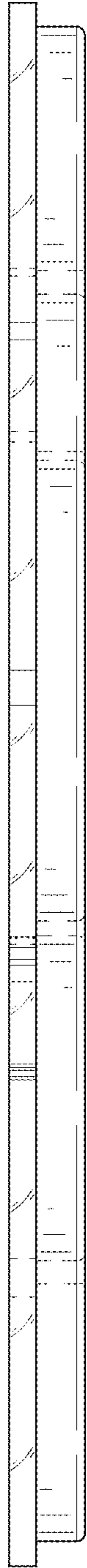


FIG. 7



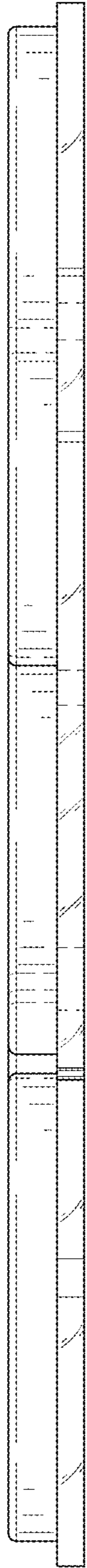


FIG. 8