

US00D964628S

(12) **United States Design Patent**
Preutz

(10) **Patent No.:** **US D964,628 S**

(45) **Date of Patent:** **** Sep. 20, 2022**

(54) **LAMP**

(71) Applicant: **Inter IKEA Systems B.V.**, LN Delft
(NL)

(72) Inventor: **Henrik Preutz**, Älmhult (SE)

(73) Assignee: **Inter IKEA Systems B.V.**, Delf (NL)

(**) Term: **15 Years**

(21) Appl. No.: **29/714,049**

(22) Filed: **Nov. 20, 2019**

(30) **Foreign Application Priority Data**

May 24, 2019 (EM) 006509204

(51) **LOC (13) Cl.** **26-05**

(52) **U.S. Cl.**
USPC **D26/73**

(58) **Field of Classification Search**
USPC D21/576, 650; D26/24, 26, 57, 73, 85,
D26/94, 98, 125, 156

CPC F21S 8/02; F21S 8/04; F21S 8/033; F21S
8/035; F21S 8/06; F21S 10/00; F21S
10/02; F21S 10/04; F21S 10/007

See application file for complete search history.

(56) **References Cited**

U.S. PATENT DOCUMENTS

D58,013 S * 5/1921 Beyan D26/125
D69,228 S * 1/1926 Leonard D26/125
D356,369 S * 3/1995 El-Assir D23/367
D474,851 S * 5/2003 Yu D26/26
D486,058 S * 2/2004 Fahy D8/378
D493,563 S * 7/2004 Sehl D26/98
D493,940 S * 8/2004 Baumhogger D99/34

D623,791 S * 9/2010 Kim D26/73
D690,862 S * 10/2013 Desai D26/68
D692,117 S * 10/2013 Berton D23/366
D937,530 S * 11/2021 Granger Duits D99/5
D938,085 S * 12/2021 Hollinger D26/73

OTHER PUBLICATIONS

Creative-butterfly-shape-outdoor-patio-led-wall-sconce (available online)
Retrieved from the internet Jun. 22, 2022 from URL: https://www.bulbsquare.com/products/creative-butterfly-shape-outdoor-patio-led-wall-sconce-lamp?variant=41810541117640¤cy=USD&utm_me.*

UPPLYST_LED_wall_lamp (available online) Retrieved from the
internet Jun. 22, 2022 from URL: [https://www.ikea.com/us/en/p/upplyst-led-wall-lamp-butterfly-light-blue-70440798/.*](https://www.ikea.com/us/en/p/upplyst-led-wall-lamp-butterfly-light-blue-70440798/)

* cited by examiner

Primary Examiner — Richard Kearney

(74) *Attorney, Agent, or Firm* — Tucker Ellis LLP

(57) **CLAIM**

The ornamental design for a lamp, as shown and described.

DESCRIPTION

FIG. 1 is a perspective view of a lamp showing my new design;

FIG. 2 is a front view thereof;

FIG. 3 is a rear view thereof;


FIG. 4 is a right side view thereof;

FIG. 5 is a left side view thereof;

FIG. 6 is a top view thereof; and,

FIG. 7 is a bottom view thereof.

1 Claim, 4 Drawing Sheets



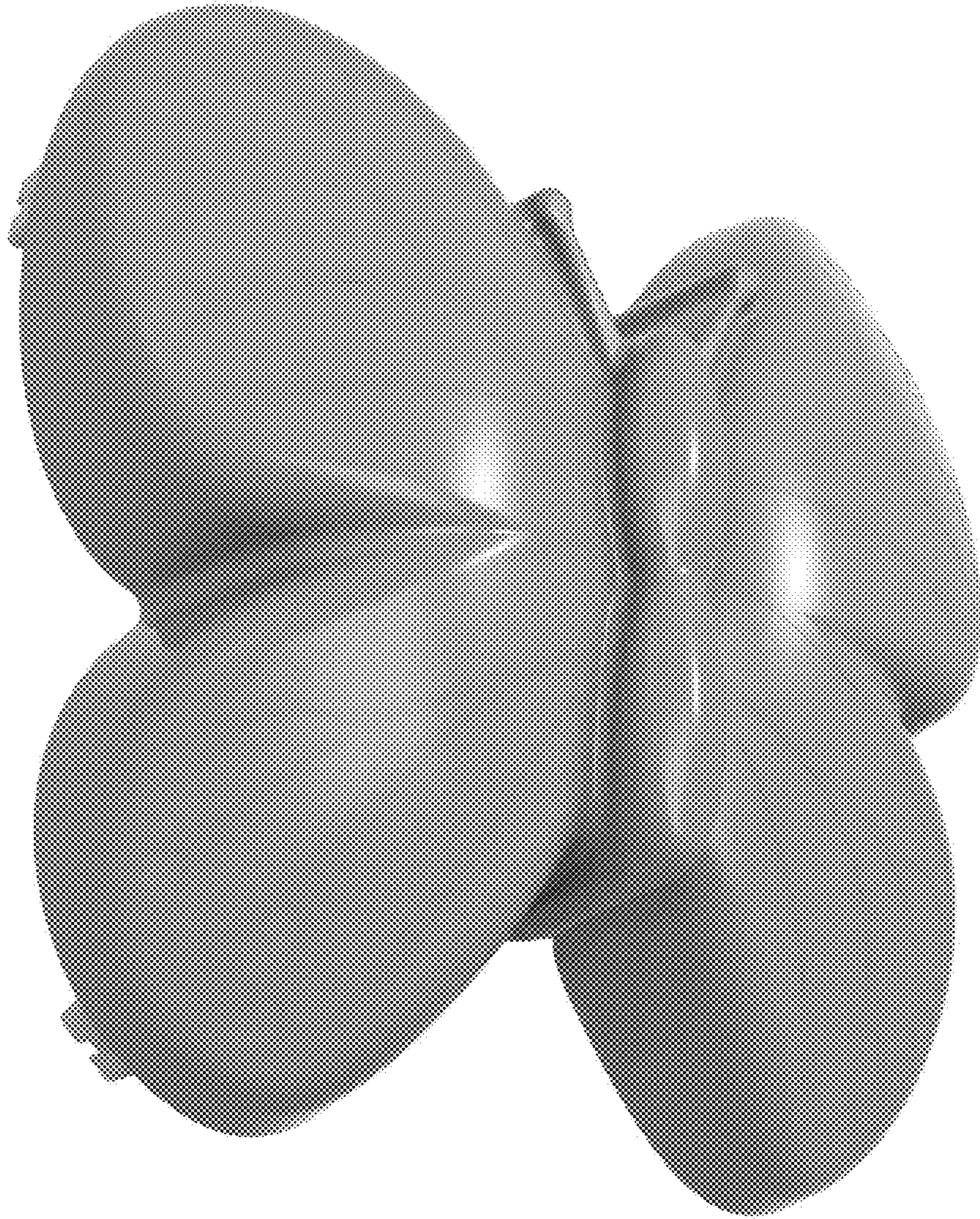


FIG. 1




FIG. 2




FIG. 3




FIG. 4




FIG. 5




FIG. 6




FIG. 7