



US00D964617S

(12) **United States Design Patent**
Ma

(10) **Patent No.:** **US D964,617 S**

(45) **Date of Patent:** **** Sep. 20, 2022**

(54) **FLASHLIGHT**

(71) Applicant: **Shenzhen Umart technology Co., Ltd.**,
Shenzhen (CN)

(72) Inventor: **Jiang Ma**, Wugang (CN)

(73) Assignee: **Shenzhen Umart technology Co., Ltd.**,
Shenzhen (CN)

(**) Term: **15 Years**

(21) Appl. No.: **29/791,346**

(22) Filed: **Jan. 8, 2022**

(51) **LOC (13) Cl.** **26-02**

(52) **U.S. Cl.**
USPC **D26/49; D26/37**

(58) **Field of Classification Search**
USPC D26/8, 37-44, 46-52, 60-61;
D10/111-115
CPC . F21L 2001/00; F21L 4/02; F21L 4/04; F21L
4/005; F21L 4/022; F21L 4/045; F21L
4/085; F21L 21/00; F21L 14/02; F21L
14/023

See application file for complete search history.

(56) **References Cited**

U.S. PATENT DOCUMENTS

D577,139 S *	9/2008	Brown	D26/49
D577,140 S *	9/2008	Brown	F21V 23/0407
				D26/49
D577,844 S *	9/2008	Shiu	D26/49
D683,877 S *	6/2013	Brands	D26/49
D685,940 S *	7/2013	Lee	D26/49
D716,984 S *	11/2014	Inskeep	D26/49
D745,987 S *	12/2015	Nawaz	D22/117
D774,230 S *	12/2016	Prieto	D26/49
D783,193 S *	4/2017	Kao	D26/49
D786,466 S *	5/2017	Prieto	D26/49
D810,337 S *	2/2018	Eichelberger	D26/49
D814,088 S *	3/2018	Cao	D26/49

D853,610 S *	7/2019	Galli	D26/49
D921,947 S *	6/2021	Shan	D26/49
D922,640 S *	6/2021	Lin	D26/49

(Continued)

FOREIGN PATENT DOCUMENTS

CN	305907183	*	7/2020
DE	202017102287 U1	*	8/2017

(Continued)

OTHER PUBLICATIONS

“Klarus XT11R 1300 Lumens Tactical Flashlight,” Oct. 20, 2020, amazon.com, site visited Jul. 21, 2022, URL: <https://www.amazon.com/Rechargeable-Tactical-Flashlight-Switches-Resistant/dp/B08LGGFPC1?th=1> (Year: 2020).*

(Continued)

Primary Examiner — Christy Nemeth
Assistant Examiner — Sarah L Smith
(74) *Attorney, Agent, or Firm* — Jeenam Park

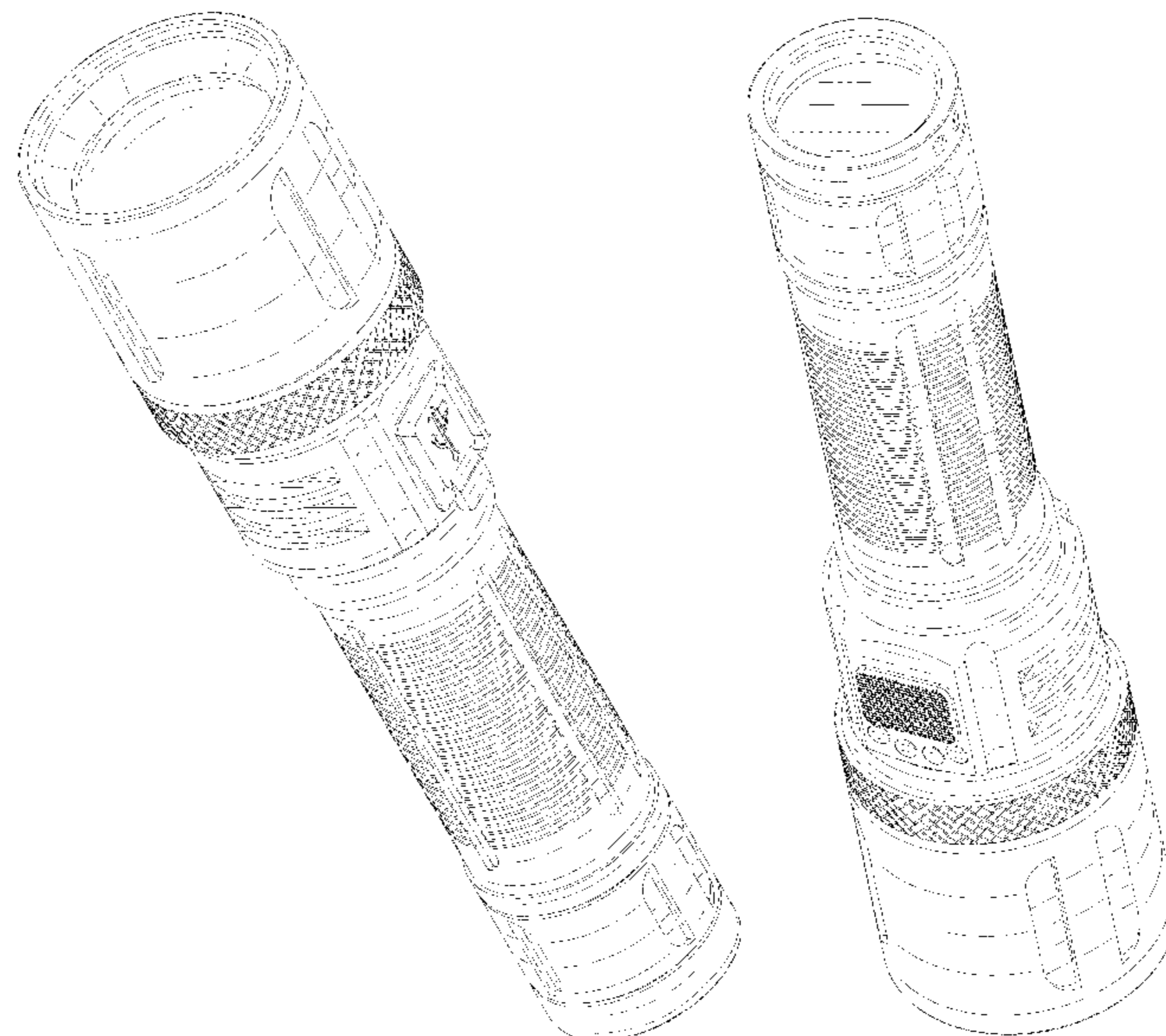
(57) **CLAIM**

The ornamental design for a flashlight, as shown and described.

DESCRIPTION

FIG. 1 is a perspective view of a flashlight, showing my new design;
FIG. 2 is another perspective view thereof;
FIG. 3 is a front view thereof;
FIG. 4 is a rear view thereof;
FIG. 5 is a left side view thereof;
FIG. 6 is a right side view thereof;
FIG. 7 is a top plan view thereof; and,
FIG. 8 is a bottom plan view thereof.
The broken line showing of the flashlight is for the purpose of illustrating portions of the article and forms no part of the claimed design.

1 Claim, 8 Drawing Sheets



(56)

References Cited

U.S. PATENT DOCUMENTS

D922,642 S * 6/2021 Hu D26/49
D935,653 S 11/2021 Qiu
D936,877 S 11/2021 Qiu
D939,121 S 12/2021 Qiu
D939,743 S 12/2021 Yang
D941,512 S * 1/2022 Saboo D26/38
D955,019 S * 6/2022 Saboo D26/37
D956,294 S * 6/2022 Saboo D26/37
2012/0195031 A1 * 8/2012 Li F21L 4/085
362/183
2013/0050993 A1 * 2/2013 Campman F21L 4/005
362/102
2017/0067605 A1 * 3/2017 Kuo F41H 13/0087
2017/0130914 A1 * 5/2017 Gassauer F21V 23/0407

FOREIGN PATENT DOCUMENTS

EM 008644843-0001 * 8/2021
EP 2894390 A1 * 7/2015 F21L 4/005
GB 6153527 * 8/2021
KR 20090021832 A * 3/2009

OTHER PUBLICATIONS

“JETBeam C8R Flashlight,” Jan. 6, 2020, amazon.com, site visited
Jul. 21, 2022, URL: https://www.amazon.com/JETBeam-C8R-Flashlight/dp/B083JN5JTT/ref=sr_1_30?keywords=JETBeam&qid=1658408608&sr=8-30 (Year: 2020).*

* cited by examiner

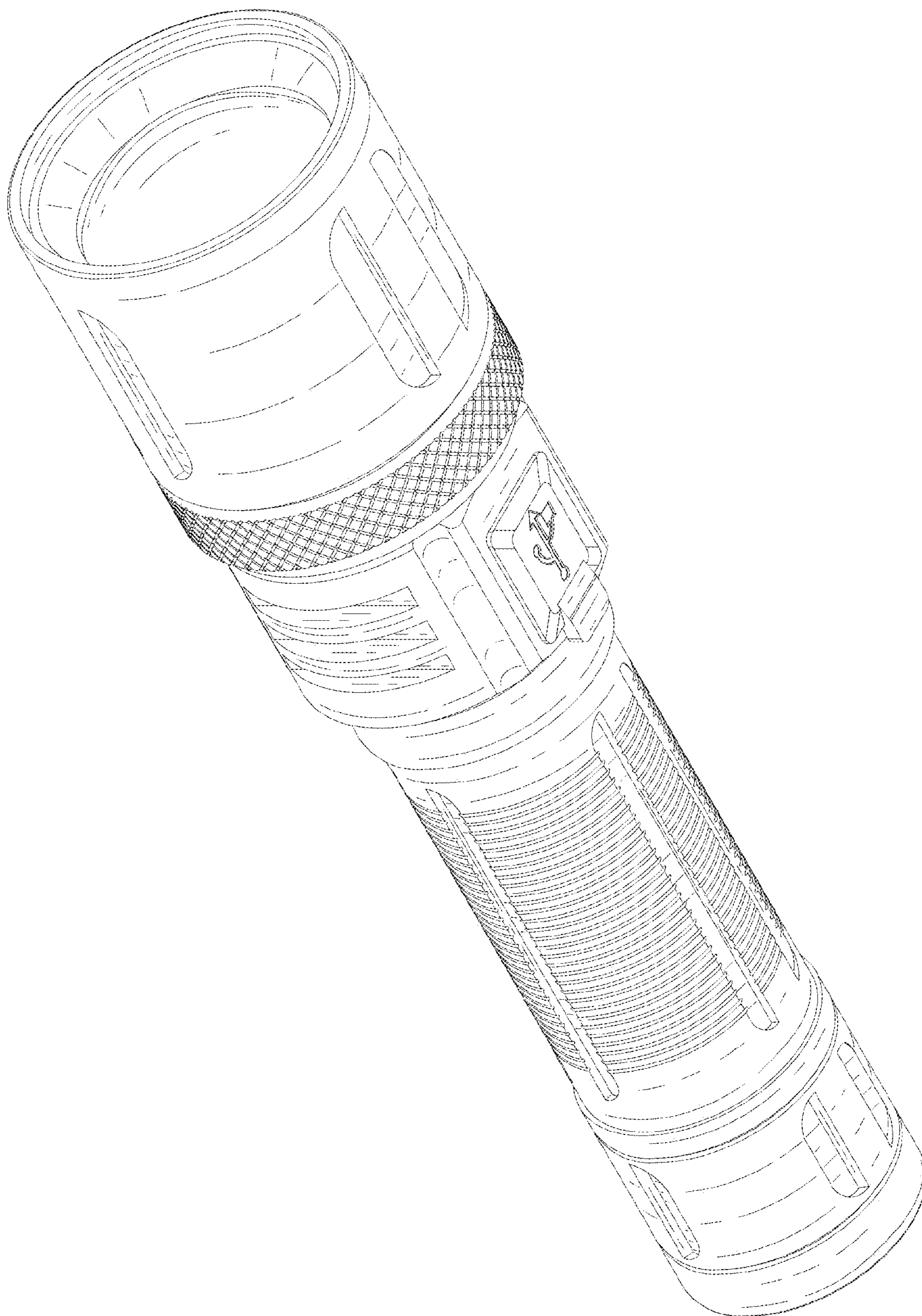


FIG. 1

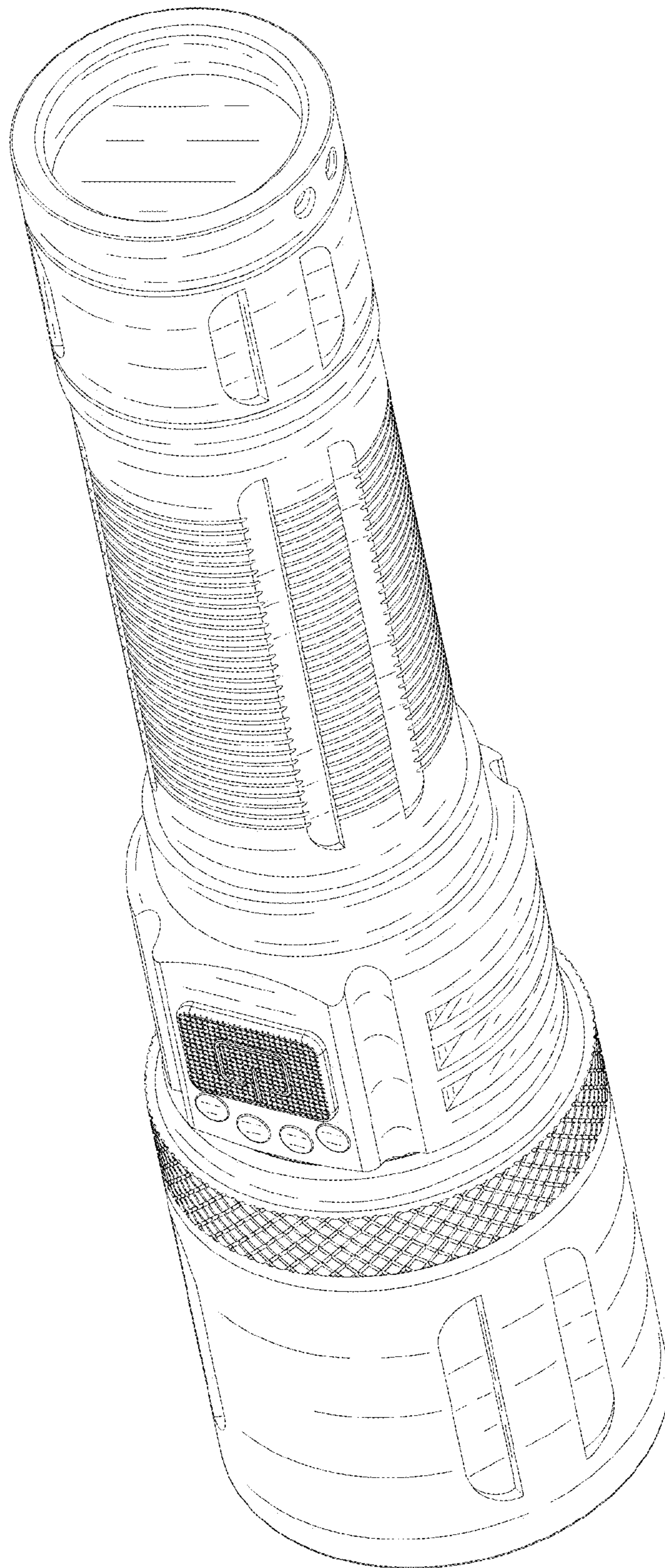


FIG. 2

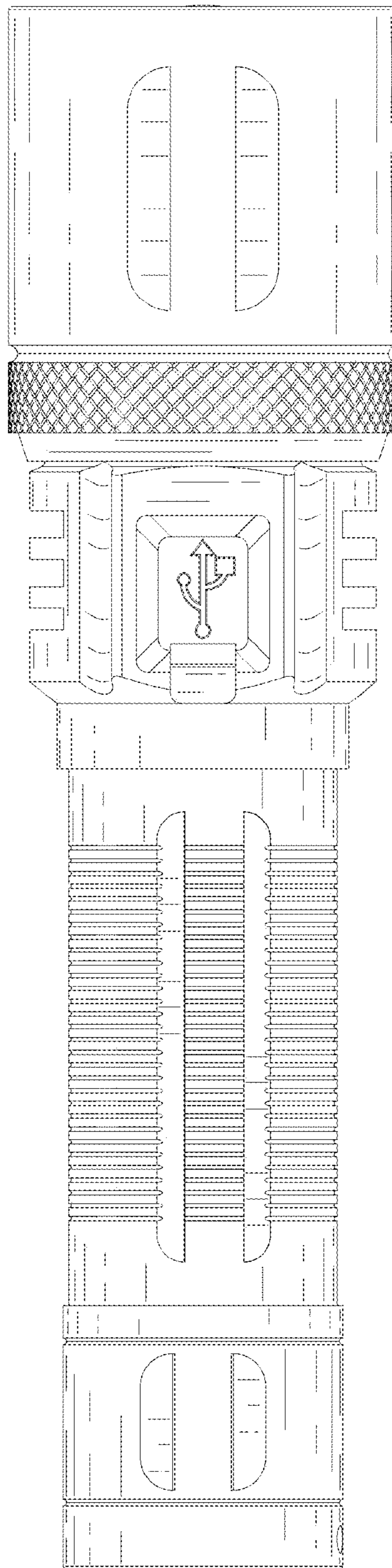


FIG. 3

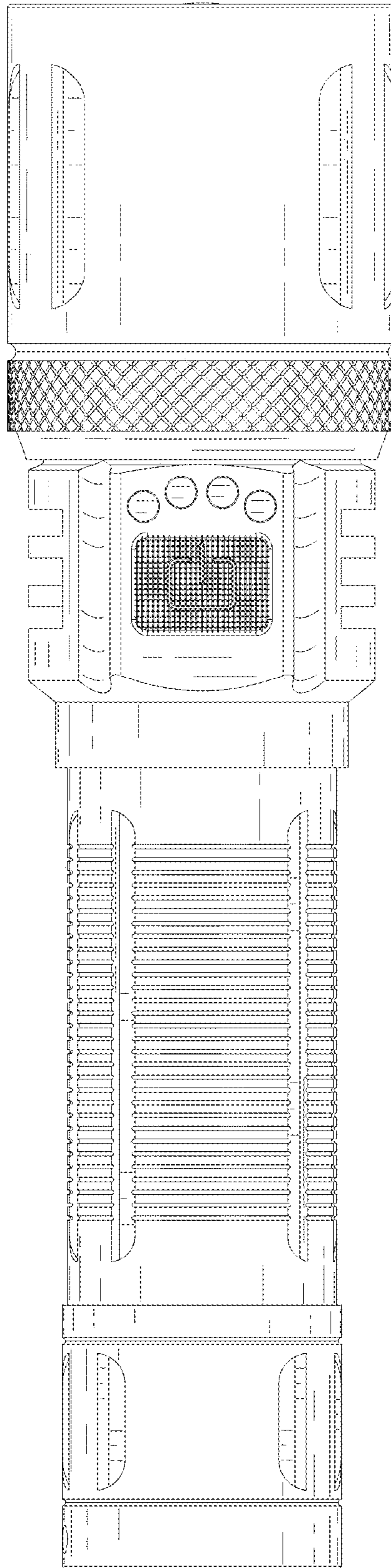


FIG. 4

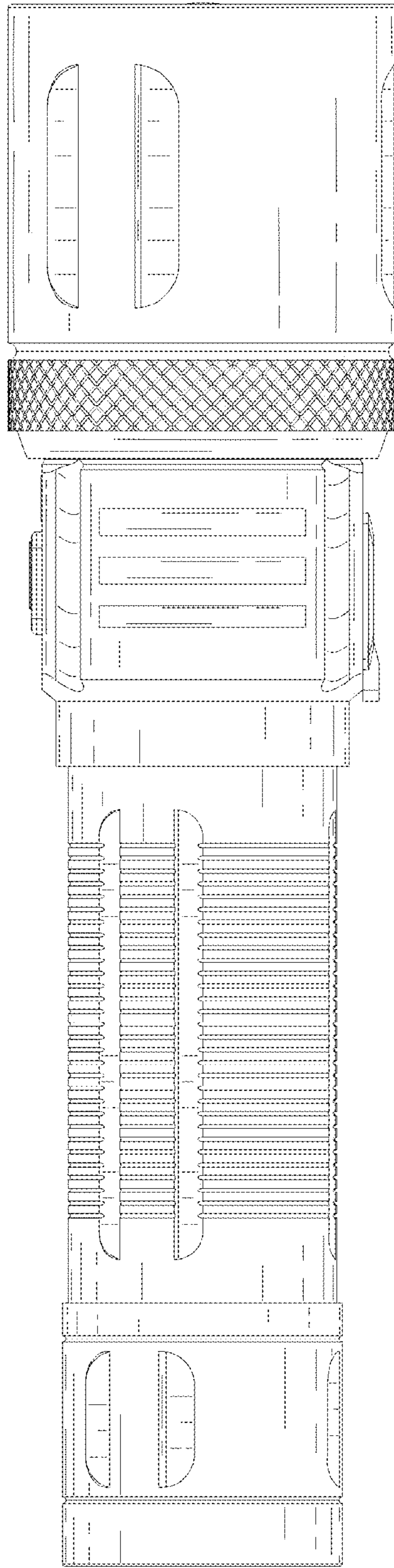


FIG. 5

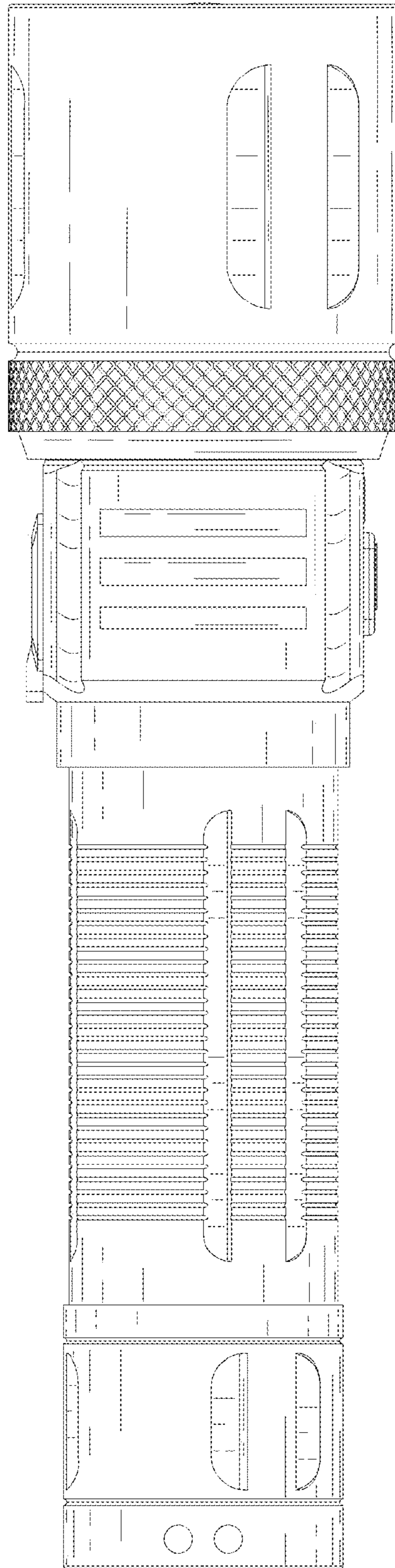


FIG. 6

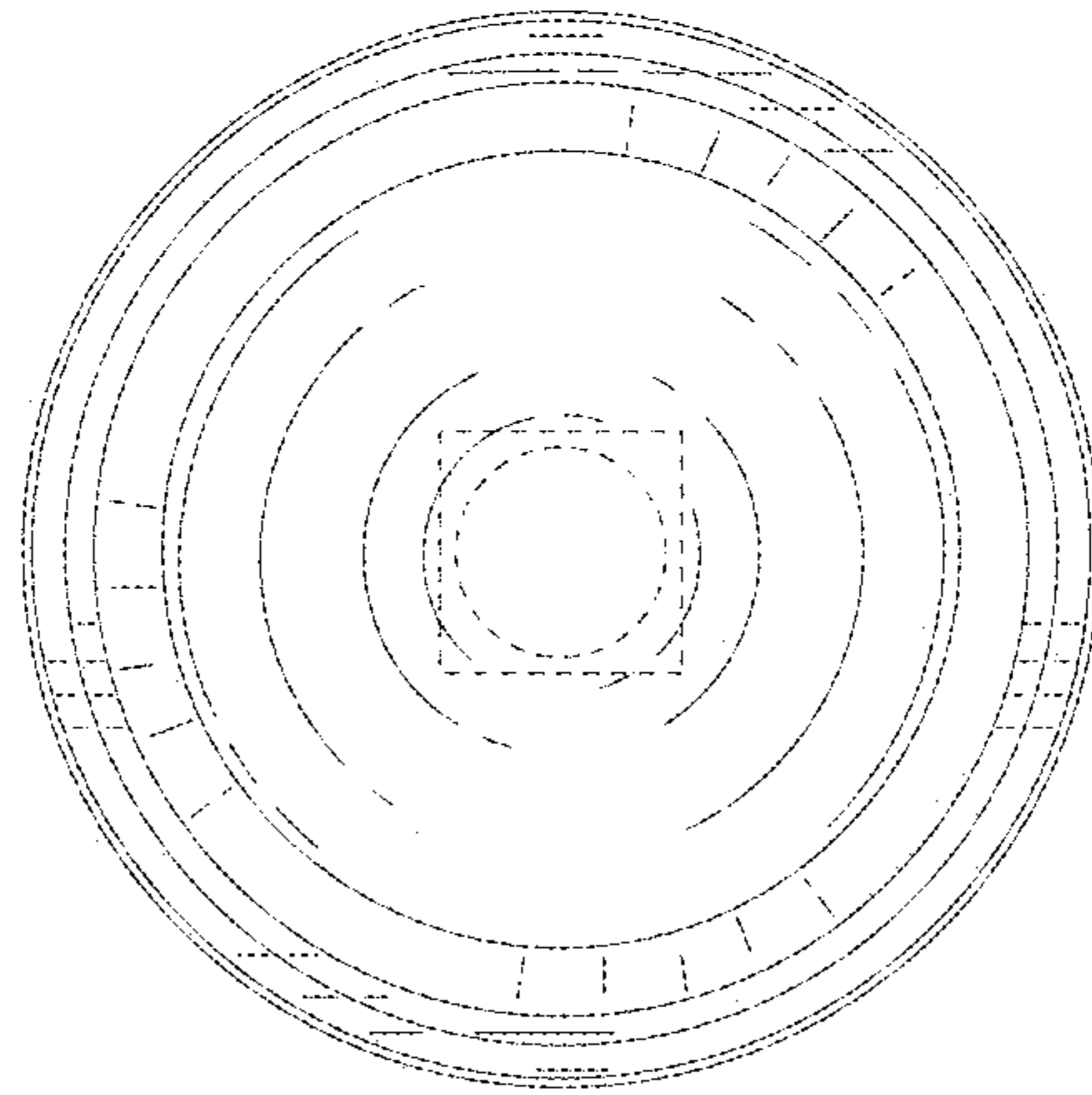


FIG. 7

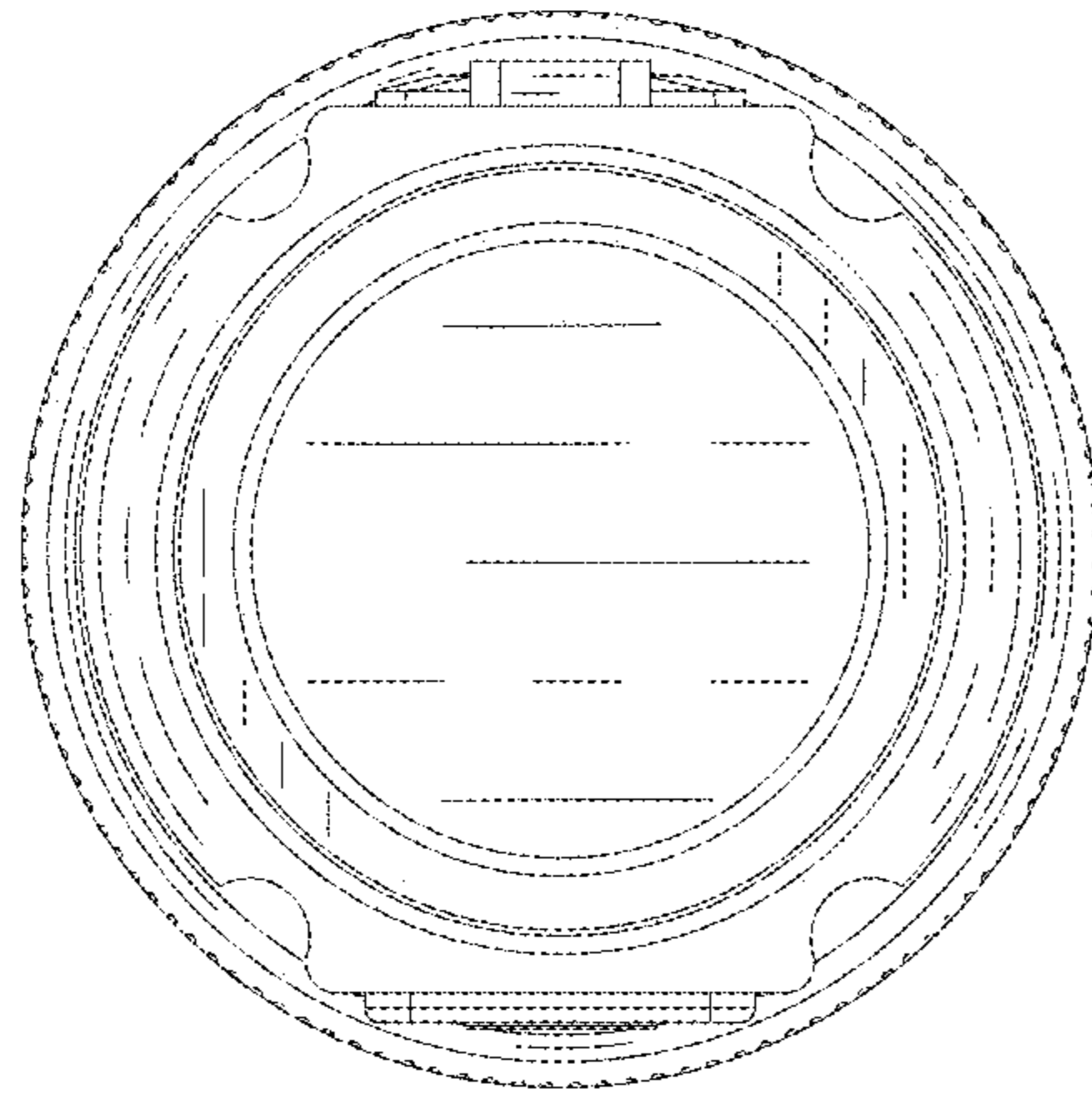


FIG. 8