

US00D964602S

(12) **United States Design Patent**
Fults

(10) **Patent No.:** **US D964,602 S**

(45) **Date of Patent:** **** Sep. 20, 2022**

(54) **PLANK**

(71) Applicant: **Kevin Fults**, Las Vegas, NV (US)

(72) Inventor: **Kevin Fults**, Las Vegas, NV (US)

(**) Term: **15 Years**

(21) Appl. No.: **29/787,291**

(22) Filed: **Jun. 4, 2021**

(51) **LOC (13) Cl.** **25-01**

(52) **U.S. Cl.**
USPC **D25/150**

(58) **Field of Classification Search**
USPC D25/150
CPC E04B 2/70; E04C 2/12; E04C 2/10; E04C
2002/3444; E04C 2002/3466
See application file for complete search history.

(56) **References Cited**

U.S. PATENT DOCUMENTS

D221,330	S	*	8/1971	Ottinger et al.	D25/150
4,028,858	A	*	6/1977	Rehbein	E04F 15/04 52/578
D263,339	S	*	3/1982	Tellman	D25/150
5,060,432	A	*	10/1991	Christian	E04C 2/12 52/656.1
D732,193	S	*	6/2015	Price	D25/150

D758,618	S	*	6/2016	Tinen	D25/150
9,802,389	B2	*	10/2017	Peng	E04C 2/26
D803,425	S	*	11/2017	Kim	D25/150

* cited by examiner

Primary Examiner — Doris Clark

(74) *Attorney, Agent, or Firm* — Connie R. Masters

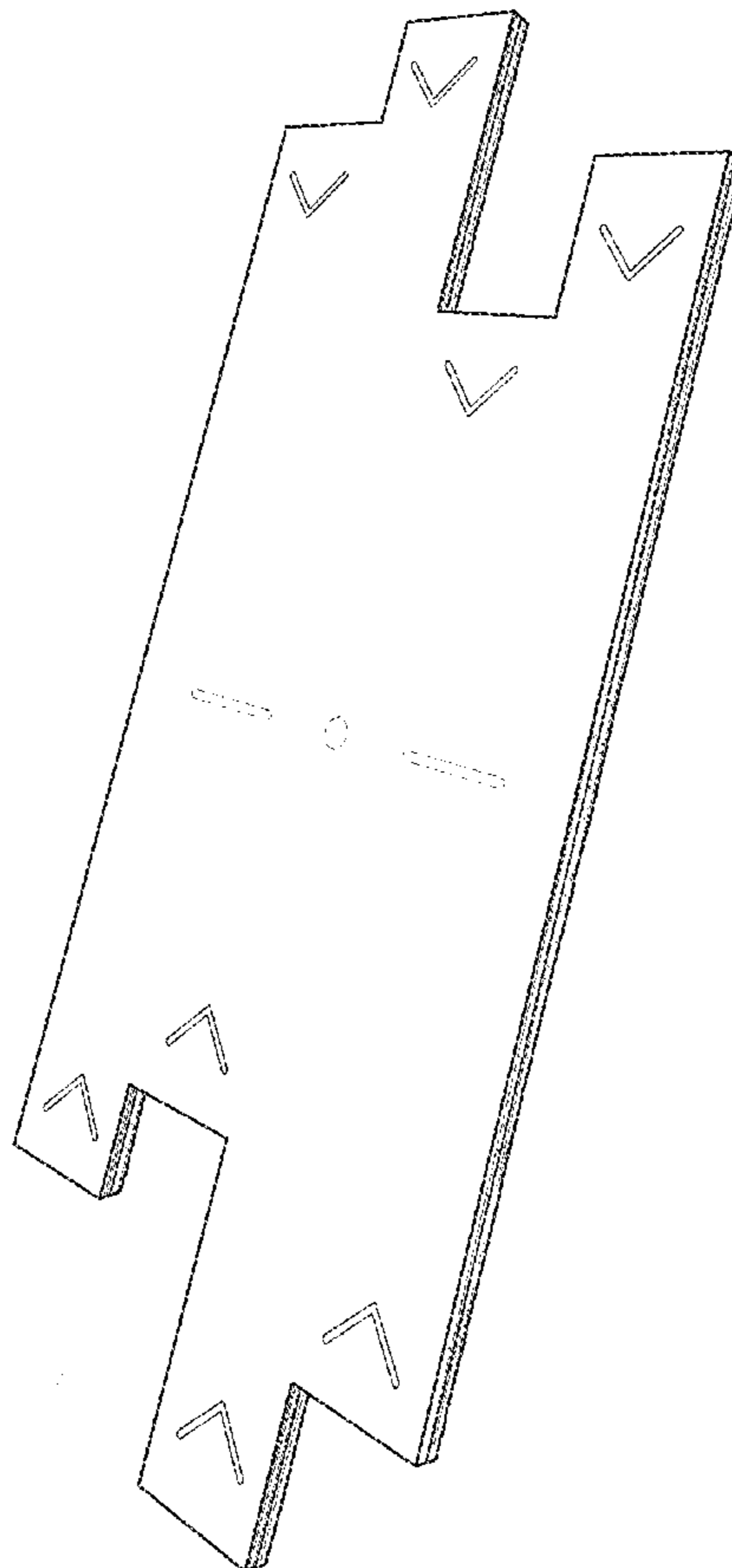
(57) **CLAIM**

The ornamental design for a plank, as shown and described.

DESCRIPTION

FIG. 1 is a rear perspective view of a plank, showing my new design;
 FIG. 2 is a rear view thereof;
 FIG. 3 is a front view thereof;
 FIG. 4 is a left side view thereof;
 FIG. 5 is a right side view thereof;
 FIG. 6 is a top view thereof, the bottom view being a mirror image of the top view;
 FIG. 7 is a sectional view thereof taken along line 7-7 in FIG. 2;
 FIG. 8 is a sectional view thereof taken along line 8-8 in FIG. 2; and
 FIG. 9 is a sectional view thereof taken along line 9-9 in FIG. 2; and,
 FIG. 10 is a sectional view thereof taken along line 10-10 in FIG. 2.

1 Claim, 7 Drawing Sheets



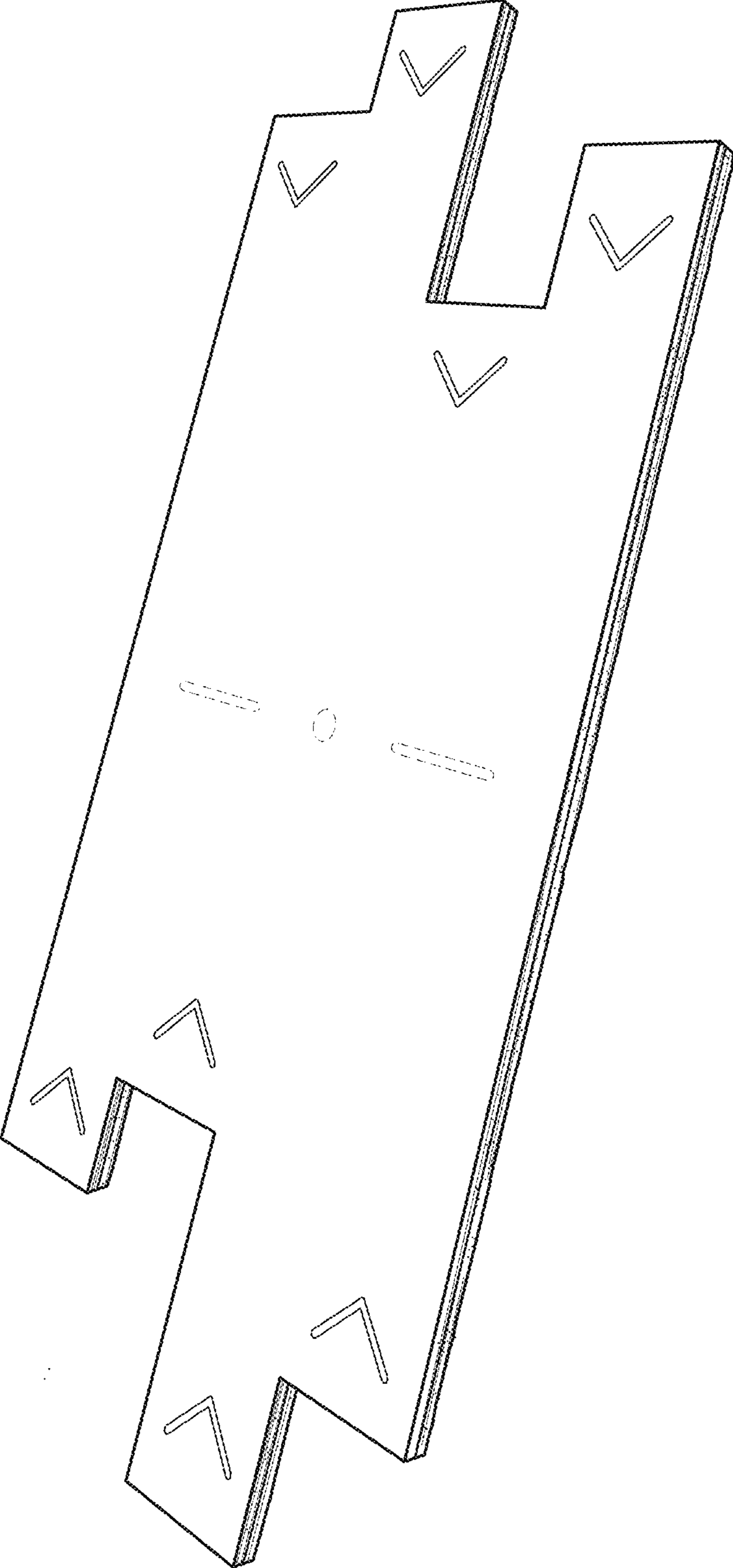


FIG. 1

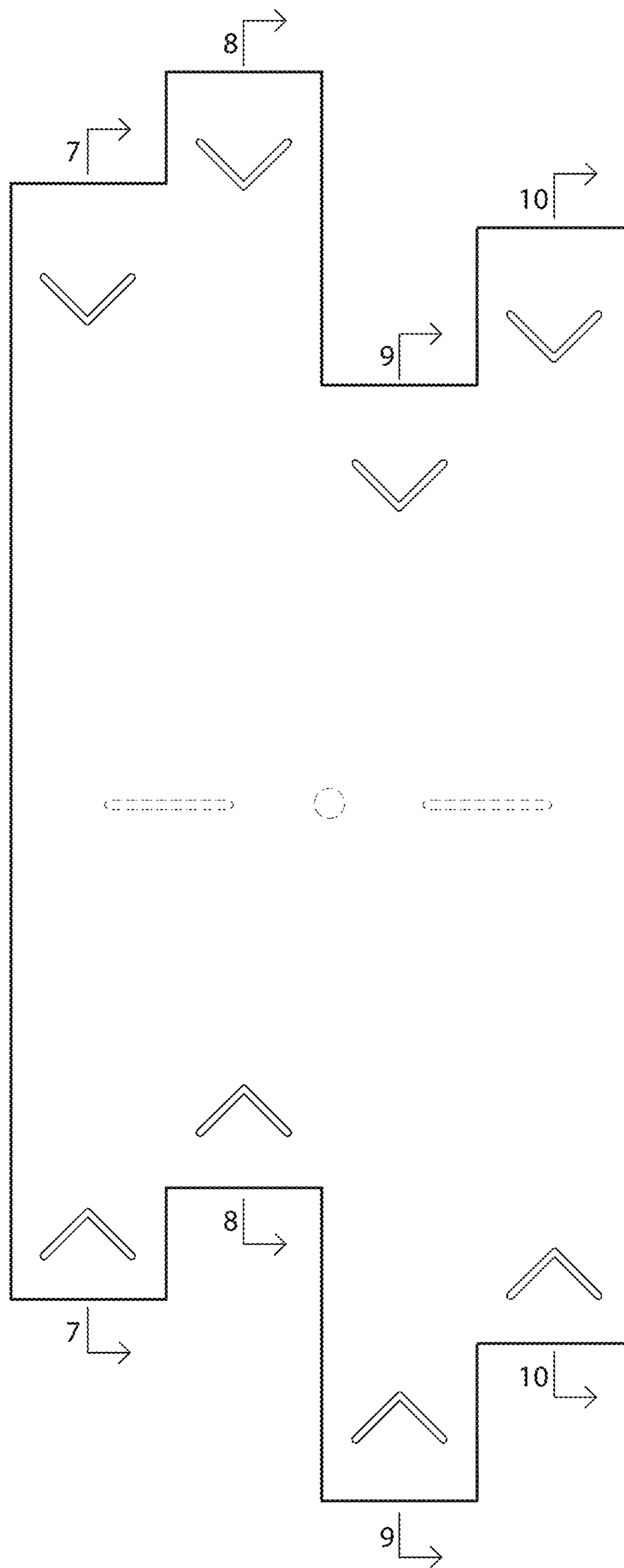


FIG. 2




FIG. 3



FIG. 4




FIG. 5

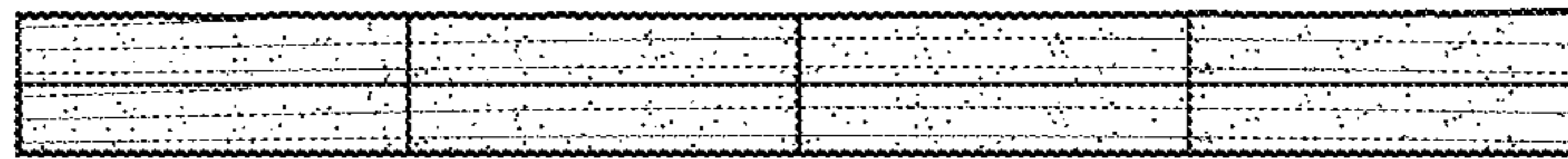


FIG. 6



FIG. 7

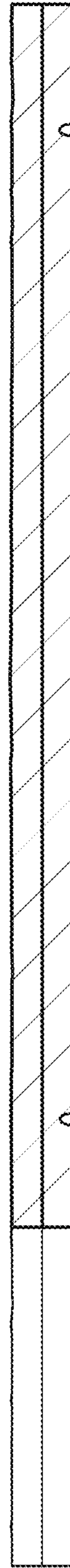


FIG. 8



FIG. 9

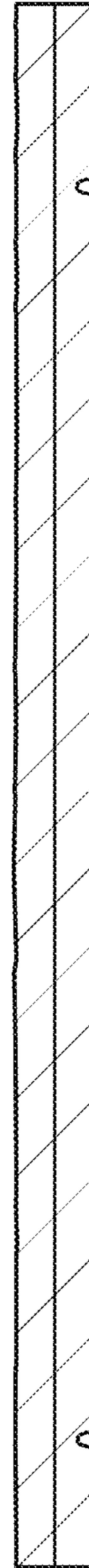


FIG. 10