



US00D964583S

(12) **United States Design Patent** (10) **Patent No.:** **US D964,583 S**
Liao (45) **Date of Patent:** **** Sep. 20, 2022**

(54) **BEAUTY ROLLER SET**
(71) Applicant: **Houyuan Liao**, Donguan (CN)
(72) Inventor: **Houyuan Liao**, Donguan (CN)
(73) Assignee: **Ting Wang**, Huanggang (CN)
(**) Term: **15 Years**
(21) Appl. No.: **29/764,184**
(22) Filed: **Dec. 29, 2020**
(51) **LOC (13) Cl.** **28-03**
(52) **U.S. Cl.**
USPC **D24/214**
(58) **Field of Classification Search**
USPC D24/133, 200, 211, 212, 213, 214, 215;
D30/160; D7/697; D4/122
CPC A61H 15/00; A61H 2015/0014; A61H
15/0092; A61B 2017/320008; A61B
2017/00747
See application file for complete search history.

D483,571 S * 12/2003 Khubani D4/122
D498,397 S * 11/2004 Mitchell D8/14
D549,834 S * 8/2007 Huang D24/211
7,682,098 B2 * 3/2010 Sandahi B05C 17/0325
401/170
D661,168 S * 6/2012 Furling D8/51
D661,491 S * 6/2012 Bunnag D4/122
D671,747 S * 12/2012 Guyton D4/122
D671,748 S * 12/2012 Guyton D4/122
D676,246 S * 2/2013 Gold D4/122
D676,975 S * 2/2013 Bickford D24/211
D677,391 S * 3/2013 Bickford D24/211
D677,392 S * 3/2013 Bickford D24/211
D678,540 S * 3/2013 Bickford D24/211
D678,541 S * 3/2013 Bickford D24/211
D678,542 S * 3/2013 Bickford D24/211
D690,944 S * 10/2013 Lee D4/122
D706,981 S * 6/2014 Clough D28/44.1
(Continued)

Primary Examiner — Michael A Maharajh

(57) **CLAIM**

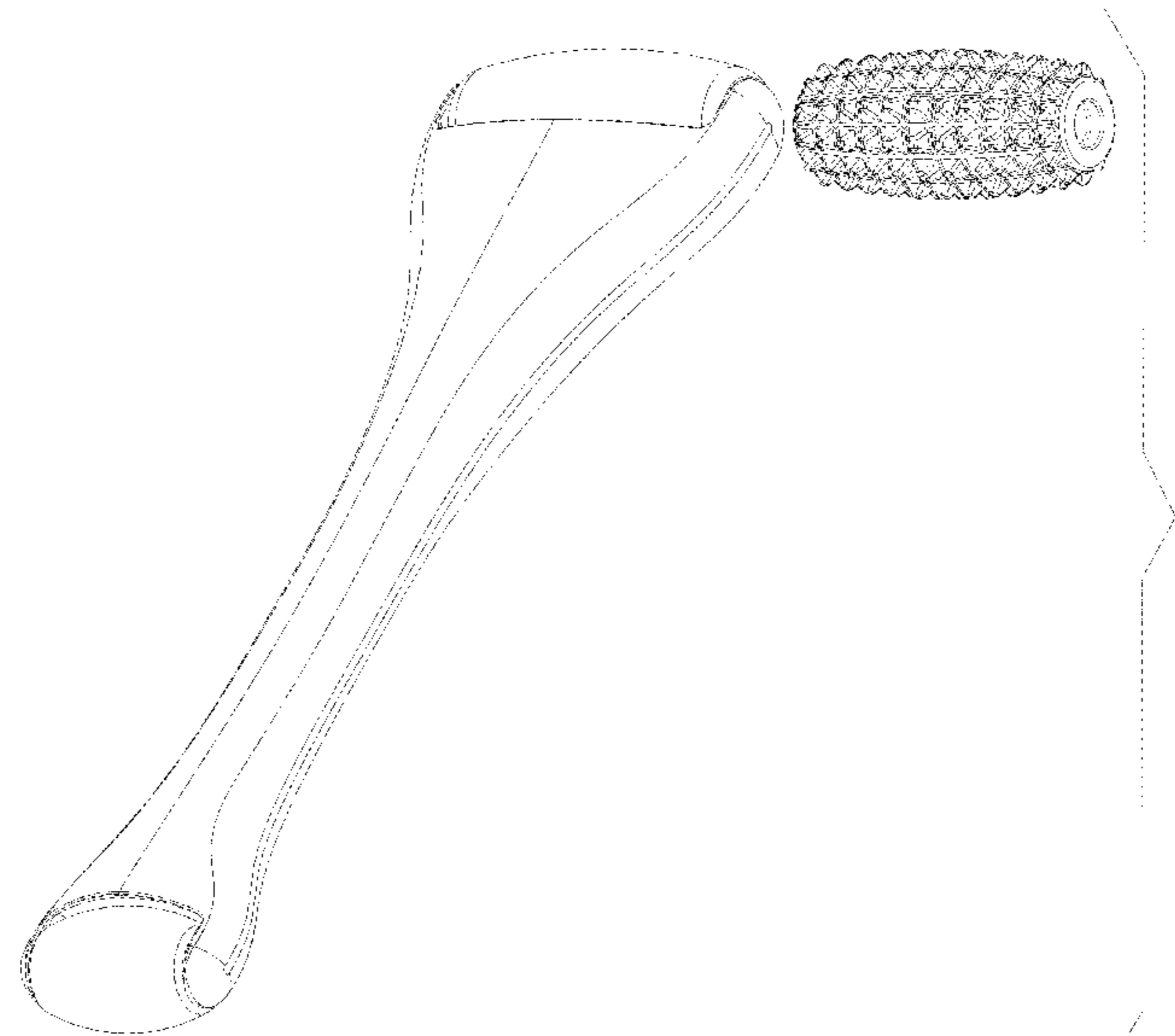
The ornamental design for a beauty roller set, as shown and described.

DESCRIPTION

FIG. 1 is a front perspective view of a beauty roller set showing my new design, according to my new design; FIG. 2 is a rear perspective view thereof; FIG. 3 is a front elevation view thereof, showing the handle of the beauty roller set; FIG. 4 is a rear elevation view thereof; FIG. 5 is a left side elevation view thereof; FIG. 6 is a right side elevation view thereof; FIG. 7 is a top plan view thereof; and, FIG. 8 is a bottom plan view thereof. The broken lines shown in the figures are for the purposes of illustrating portions of the beauty roller set, which form no part of the claimed design.

1 Claim, 7 Drawing Sheets

(56) **References Cited**
U.S. PATENT DOCUMENTS
1,501,342 A * 7/1924 Hoard A61H 15/0092
601/123
D114,731 S * 5/1939 Tresenberg D24/211
D206,258 S * 11/1966 Roth D4/122
D306,524 S * 3/1990 Marshall D4/122
D336,163 S * 6/1993 Chien-Min D4/122
D352,130 S * 11/1994 Zierhut 401/208
D385,060 S * 10/1997 Burrell D28/7
D418,631 S * 1/2000 Clouse D28/7
6,017,162 A * 1/2000 Call A45D 34/041
401/208
6,176,841 B1 * 1/2001 Tso A61H 15/0092
601/129
D459,639 S * 7/2002 Hefli D7/683
6,484,341 B2 * 11/2002 Hefli A21C 3/021
492/13



(56)

References Cited

U.S. PATENT DOCUMENTS

D765,914 S * 9/2016 Khubani D28/58
D781,498 S * 3/2017 Pel D28/58
D781,499 S * 3/2017 Pel D28/58
D820,522 S * 6/2018 Colin D28/58
D824,596 S * 7/2018 Gobber A45D 29/00
D28/58
D829,919 S * 10/2018 Davis D24/211
D841,176 S * 2/2019 Gaquiere D24/211
D845,633 S * 4/2019 Gaquiere D4/102
D849,259 S * 5/2019 Gaquiere D24/211
D863,580 S * 10/2019 Lee D24/211
D863,581 S * 10/2019 Lee D24/211
D865,201 S * 10/2019 Gaquiere D24/211
D865,202 S * 10/2019 Gaquiere D24/211
D865,203 S * 10/2019 Eschbach D24/211
D865,293 S * 10/2019 Adams D28/58
D890,941 S * 7/2020 Gaquiere D24/211
D895,823 S * 9/2020 Khubani D24/211
D905,262 S * 12/2020 Khubani D24/211
D939,098 S * 12/2021 Lombardo D24/211
2011/0125067 A1 * 5/2011 Filho A61H 15/0092
601/19
2013/0048011 A1 * 2/2013 Bickford A45D 40/28
132/320
2015/0374409 A1 * 12/2015 Chopdat A61B 17/54
606/131
2018/0353371 A1 * 12/2018 Shikahama A61H 15/0092

* cited by examiner

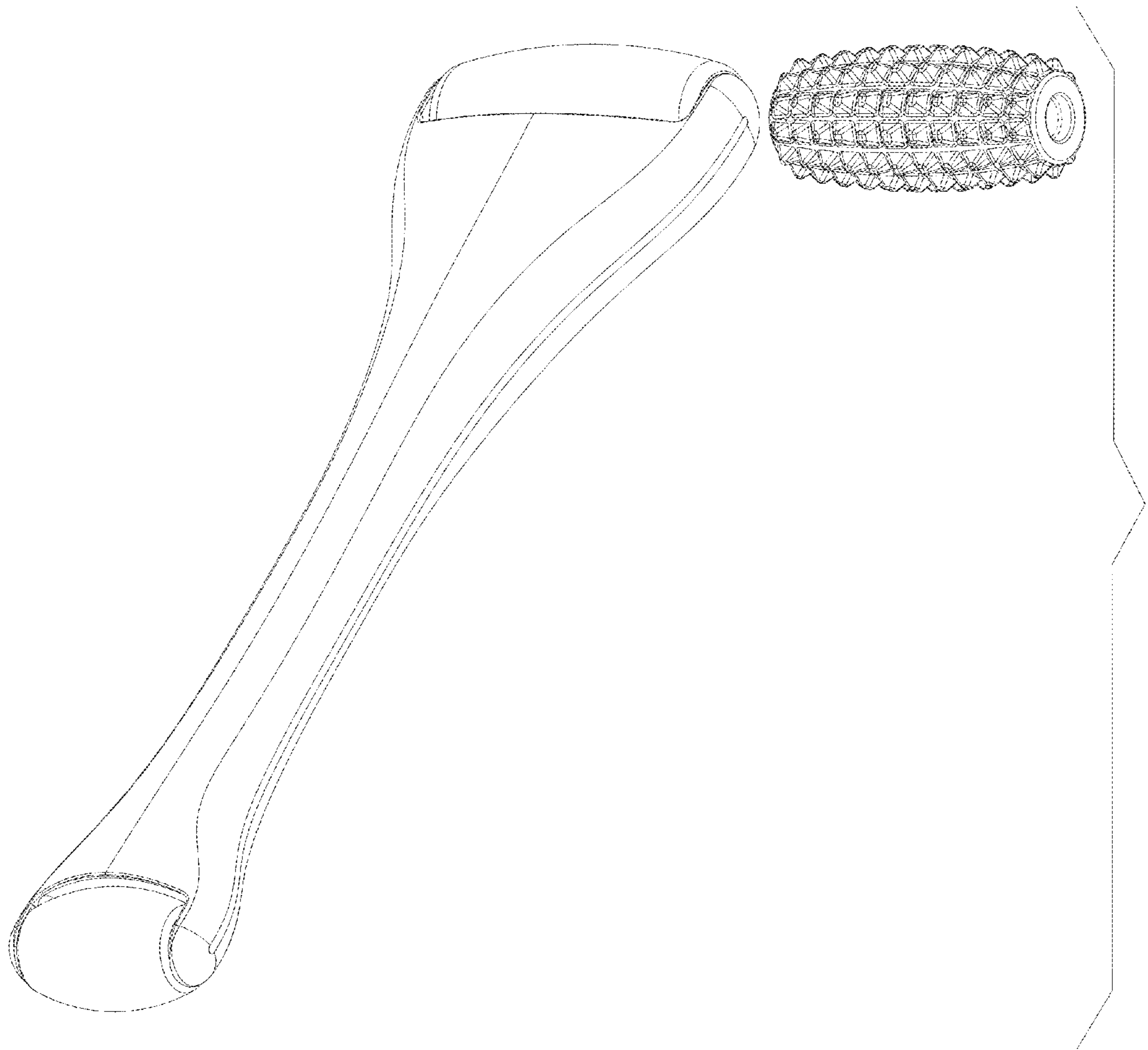


FIG. 1

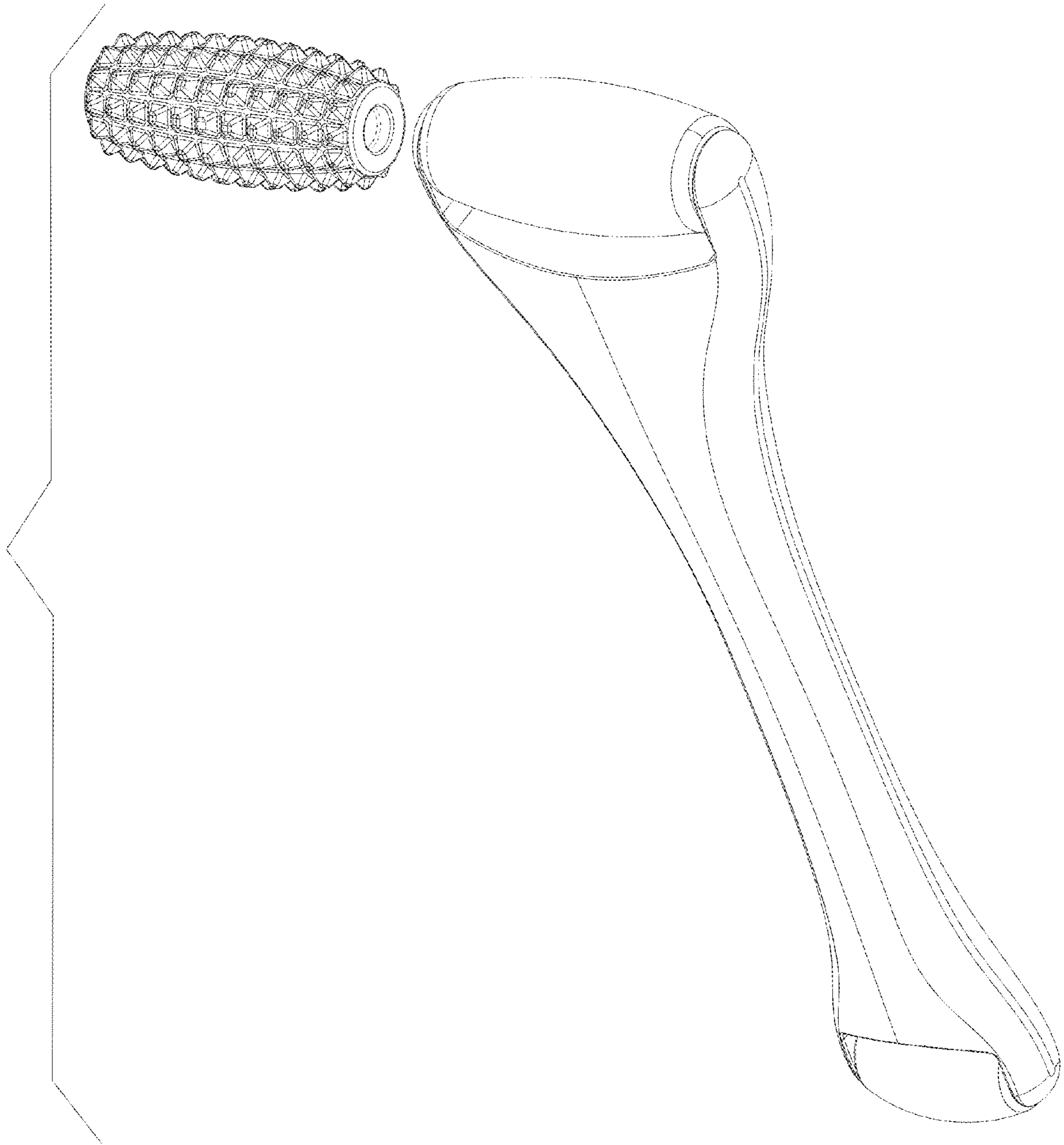


FIG. 2

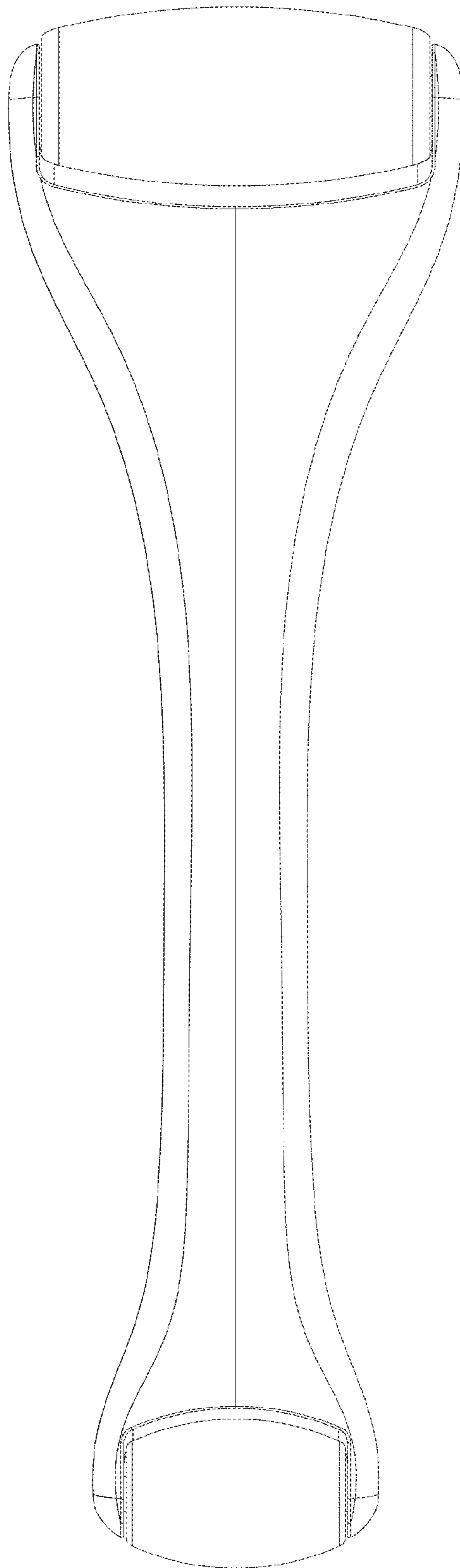


FIG. 3

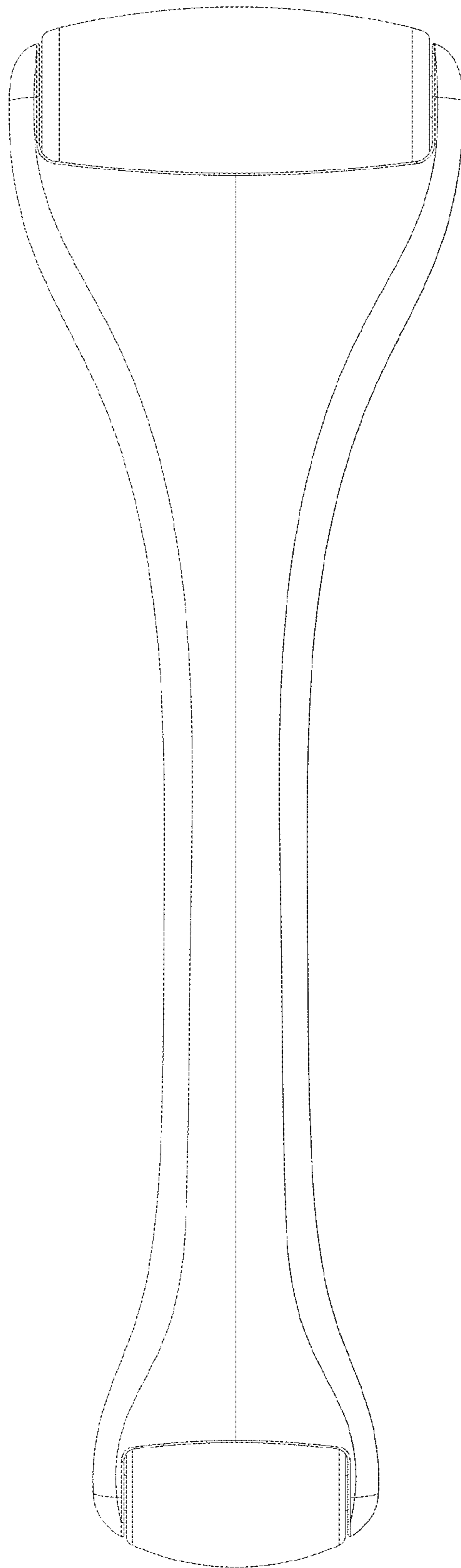


FIG. 4

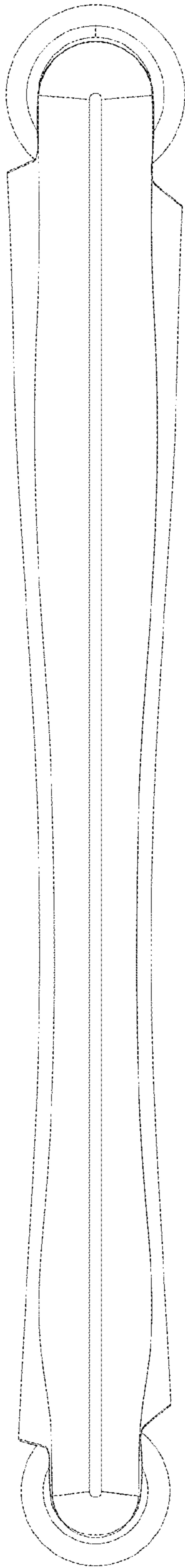


FIG. 5

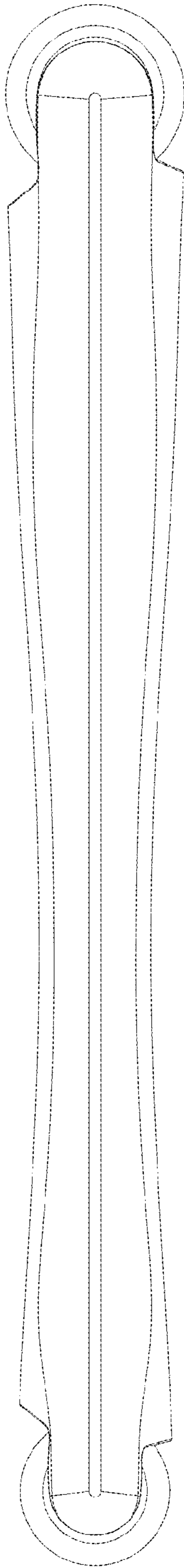


FIG. 6

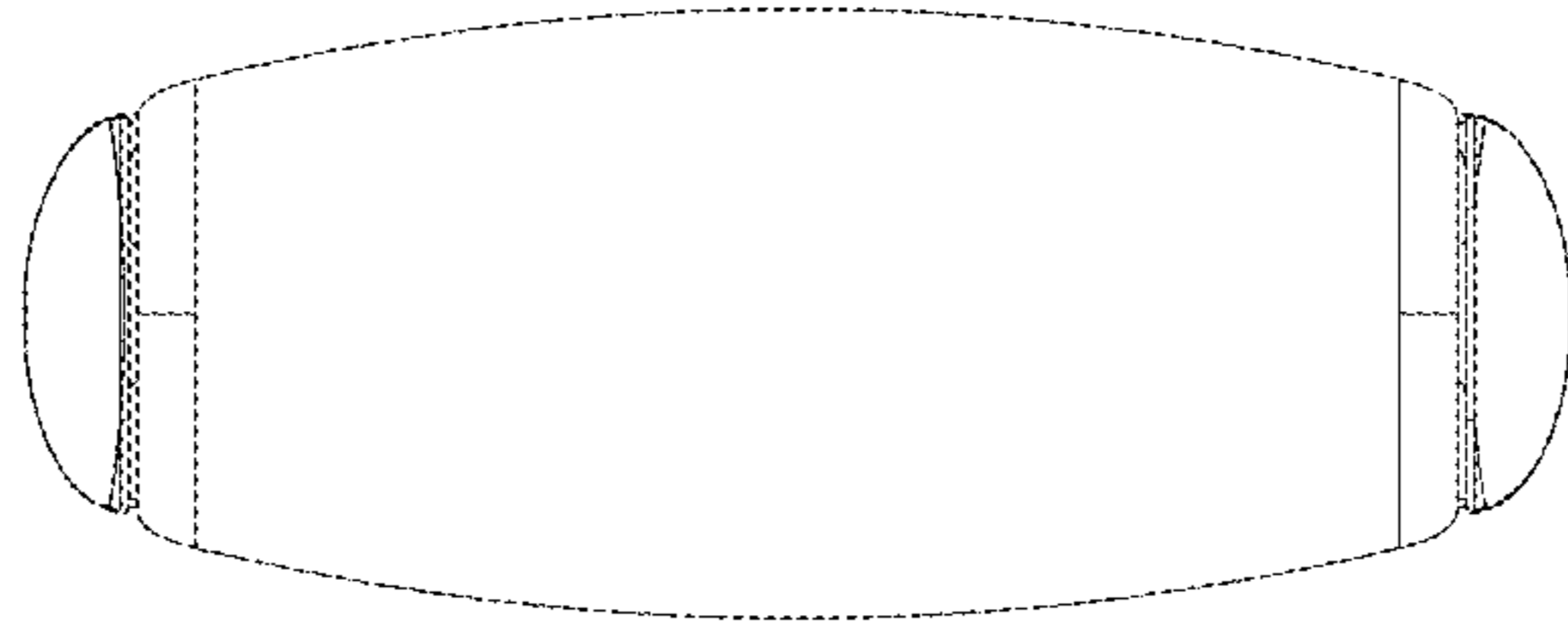


FIG. 7

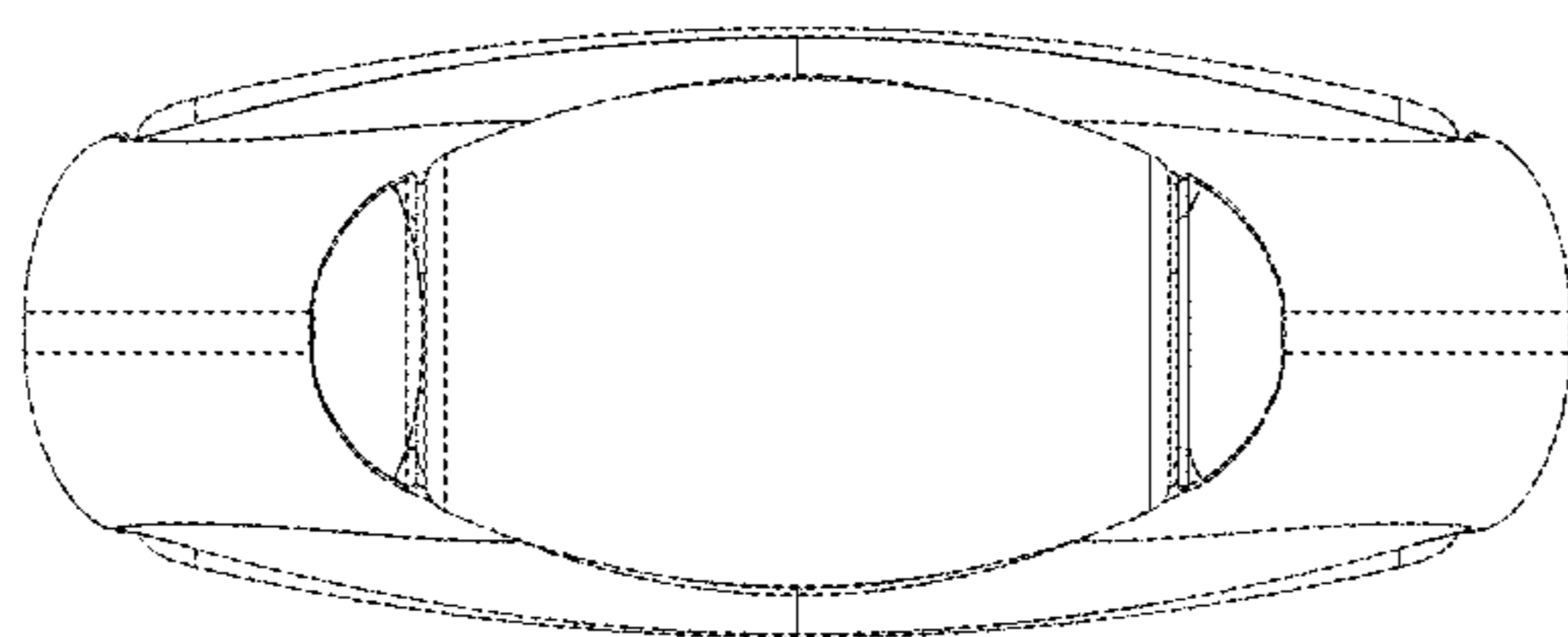


FIG. 8