



US00D964574S

(12) **United States Design Patent**
McKeown

(10) **Patent No.:** **US D964,574 S**

(45) **Date of Patent:** **** Sep. 20, 2022**

(54) **NASAL BREATHING TAPE**

(71) Applicant: **Patrick McKeown**, County Galway
(IE)

(72) Inventor: **Patrick McKeown**, County Galway
(IE)

(**) Term: **15 Years**

(21) Appl. No.: **29/704,318**

(22) Filed: **Sep. 4, 2019**

(51) **LOC (13) Cl.** **24-04**

(52) **U.S. Cl.**
USPC **D24/191**

(58) **Field of Classification Search**
USPC D24/143, 145, 189, 190, 191, 135;
D20/22, 23, 27
CPC A61F 5/37; A61F 5/56; A61M 16/0688
See application file for complete search history.

(56) **References Cited**

U.S. PATENT DOCUMENTS

D32,565 S *	4/1900	Hooper	D24/191
2,527,726 A *	10/1950	Hendrix	A45D 40/30
				132/319
D246,989 S *	1/1978	Higgins	D21/793
D273,992 S *	5/1984	Burby	D2/629
4,711,237 A *	12/1987	Kaiser	G09B 23/288
				128/202.28
4,817,636 A *	4/1989	Woods	A61F 5/56
				128/848
5,354,261 A *	10/1994	Clark	A61F 15/004
				128/854
D407,495 S *	3/1999	Savaiano	D24/191

(Continued)

OTHER PUBLICATIONS

Helping Snore Sticker, Date First Available: Sep. 4, 2019, [online],
[retrieved on Mar. 6, 2021]. Retrieved from Internet ,<URL: https://

www.amazon.com/Helping-Sticker-Snoring-Disposable-Breathing/
dp/B07RLMFZGL/ref=sr_1_70?>.*

Primary Examiner — Bridget L Eland

(74) *Attorney, Agent, or Firm* — Runit Ranjit Kanakia

(57) **CLAIM**

I claim the ornamental design for a nasal breathing tape, as shown and described.

DESCRIPTION

FIG. 1 is a perspective view of a nasal breathing tape showing my new design;

FIG. 2 is a back perspective view of the nasal breathing tape shown in FIG. 1, showing the back panel in an alternate state;

FIG. 3 is a front view of nasal breathing tape as shown in FIG. 1;

FIG. 4 is a back view of the nasal breathing tape as shown in FIG. 1;

FIG. 5 is a top view of the nasal breathing tape as shown in FIG. 1;

FIG. 6 is a bottom view of the nasal breathing tape as shown in FIG. 1;

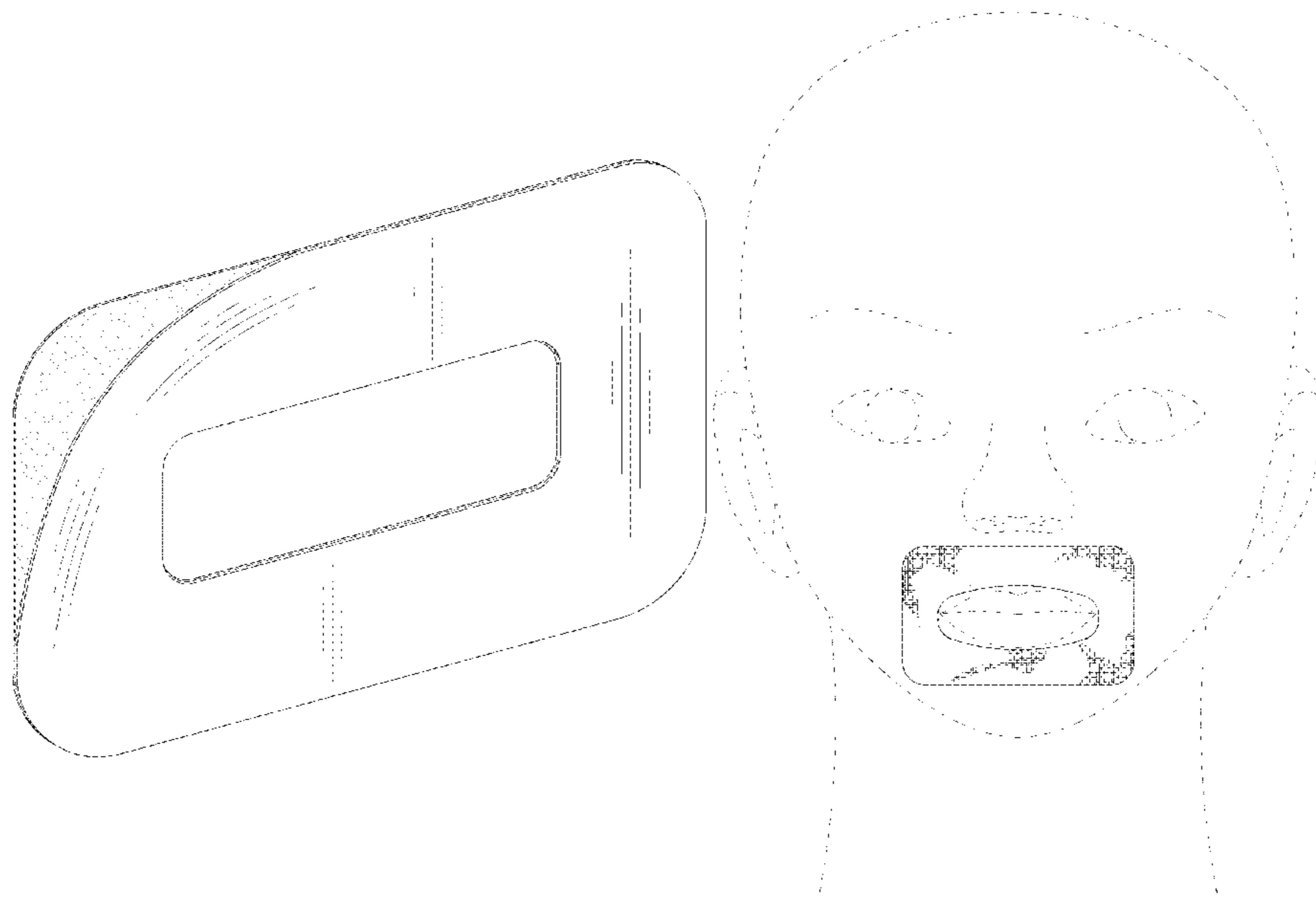
FIG. 7 is a left-side view of the nasal breathing tape as shown in FIG. 1;

FIG. 8 is a right-side view of the nasal breathing tape as shown in FIG. 1; and,

FIG. 9 is another front view of the nasal breathing tape as shown in FIG. 1.

The broken lines are only for environmental purposes and form no part of the claimed design. Further, the crisscross pattern sporadically depicted in FIGS. 1, 3, and 9 indicates a change in material that is continuous throughout the surface on which the pattern is shown. The use of stipple shading, straight line shading, and the crisscross pattern define a contrast in appearance.

1 Claim, 6 Drawing Sheets



(56)

References Cited

U.S. PATENT DOCUMENTS

D423,712	S *	4/2000	Aoki	D29/108
D424,699	S *	5/2000	Allen	D24/189
6,089,232	A *	7/2000	Portnoy	A61F 5/56
				128/848
D465,572	S *	11/2002	Dunshee	D24/145
D574,962	S *	8/2008	Atkins	D24/189
D646,789	S *	10/2011	Barth	D24/189
D738,496	S *	9/2015	Peck	D24/135
D772,410	S *	11/2016	Huelskamp	D24/145
D777,330	S *	1/2017	Kondou	D24/164
D780,915	S *	3/2017	Castillo	D24/133
D790,071	S *	6/2017	Ahsani	D24/189
9,795,175	B2 *	10/2017	Michalak	B65D 27/00
D811,615	S *	2/2018	Lind	D24/190
D866,770	S *	11/2019	Hahn	D24/189
D875,952	S *	2/2020	Tamez	D24/189
D876,642	S *	2/2020	Michalak	D24/189
D891,625	S *	7/2020	Sharkus	D24/189
D896,392	S *	9/2020	Bergstrom	D24/189
D954,273	S *	6/2022	Wallace	D24/188
2021/0045909	A1 *	2/2021	McKeown	A61F 5/37

* cited by examiner

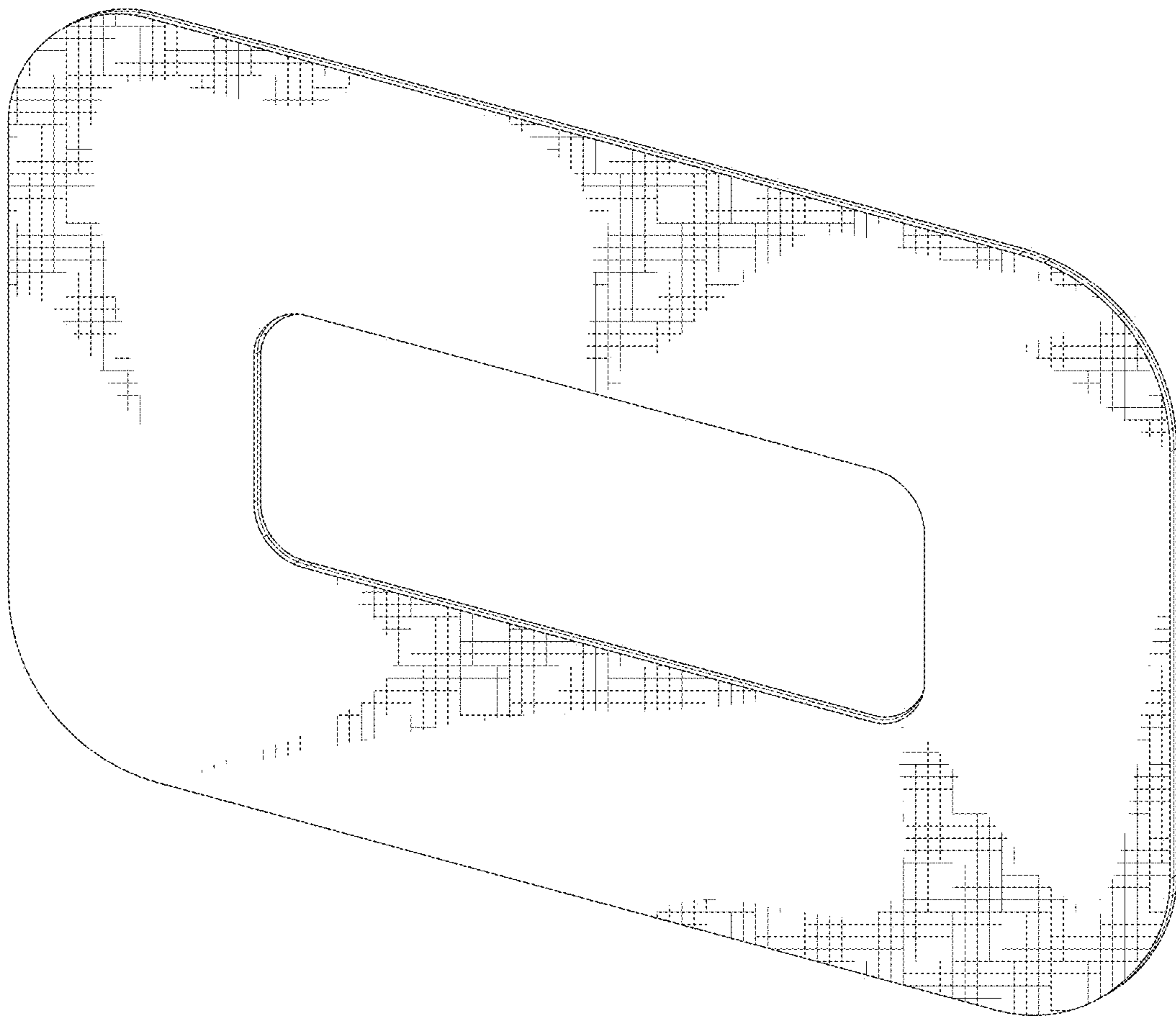


FIG. 1

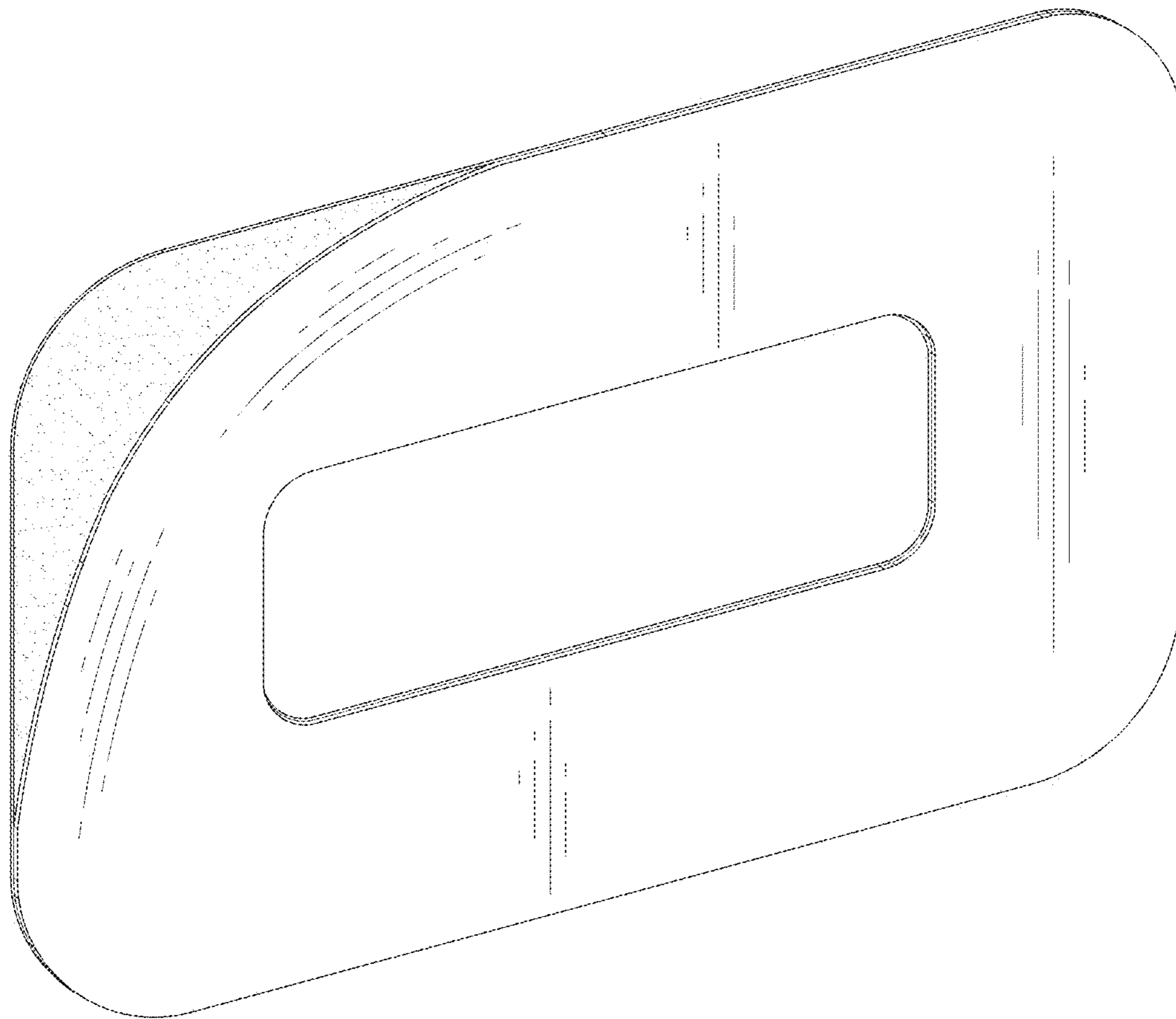


FIG. 2




FIG. 3

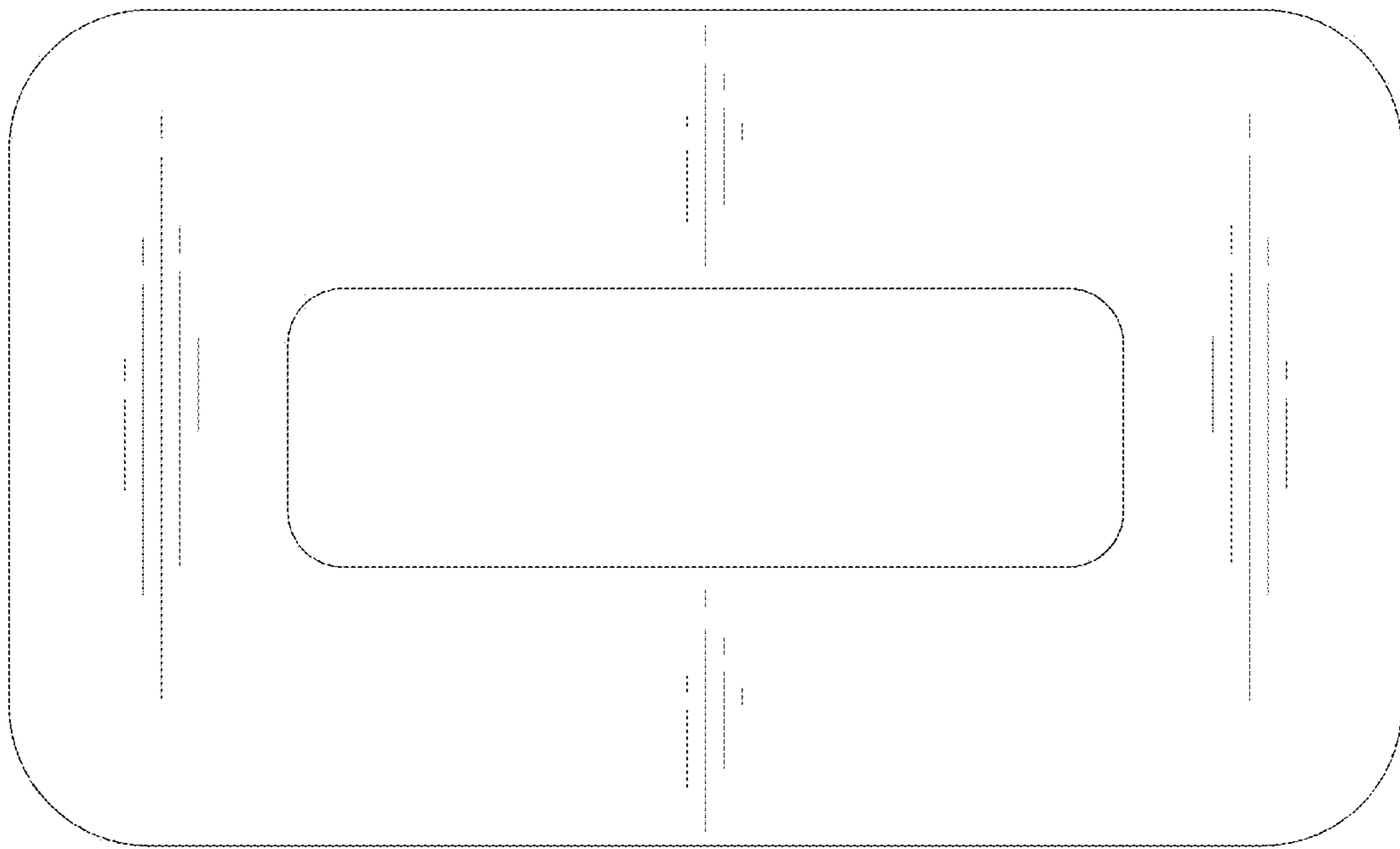


FIG. 4

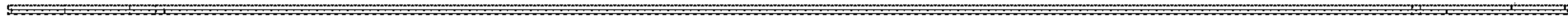


FIG. 5

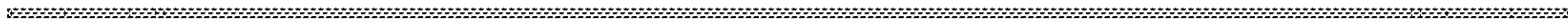


FIG. 6



FIG. 7

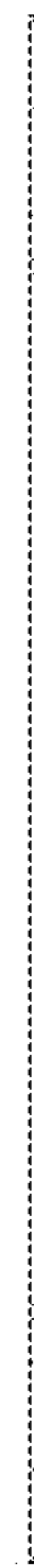


FIG. 8

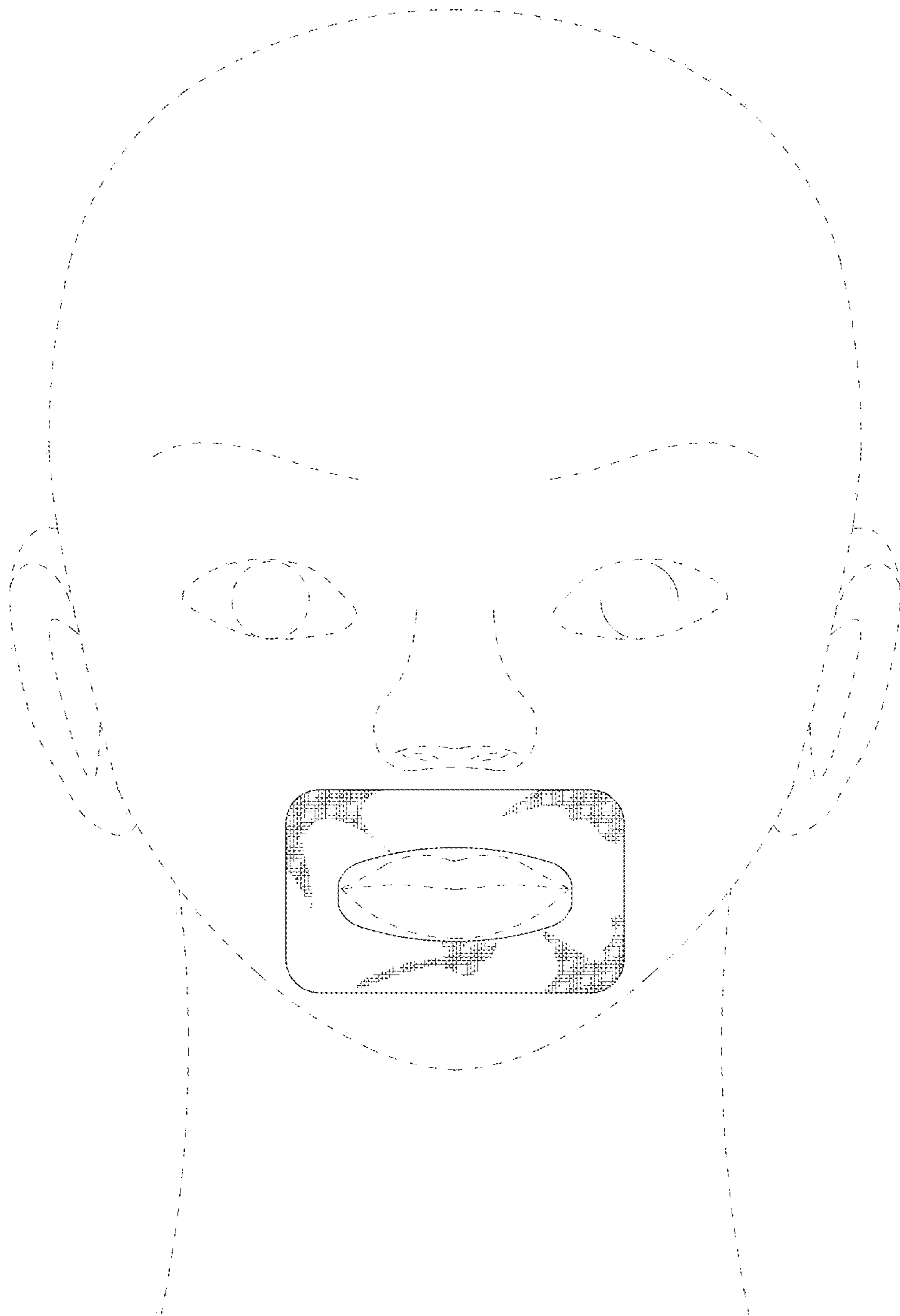


FIG. 9