



US00D964567S

(12) **United States Design Patent** (10) **Patent No.:** **US D964,567 S**
Ito (45) **Date of Patent:** **** Sep. 20, 2022**

(54) **ANNULOPLASTY RING**
(71) Applicant: **S.H.I Bio Co., Ltd.**, Kyoto (JP)
(72) Inventor: **Toshiaki Ito**, Aichi (JP)
(73) Assignee: **S.H.I BIO CO., LTD.**, Kyoto (JP)
(**) Term: **15 Years**

2013/0030523 A1* 1/2013 Padala A61F 2/2448
623/2.37
2014/0277420 A1* 9/2014 Migliazza A61F 2/2448
29/428
2016/0310275 A1* 10/2016 Jin A61F 2/2448
2016/0338830 A1* 11/2016 Jin A61F 2/2448
2018/0168808 A1* 6/2018 McCarthy A61F 2/2418
2019/0247192 A1* 8/2019 Yu A61F 2/2466
2021/0145581 A1* 5/2021 Conklin A61F 2/2448
2021/0244540 A1* 8/2021 Conklin A61F 2/2466

(21) Appl. No.: **29/760,725**

(22) Filed: **Dec. 3, 2020**

(30) **Foreign Application Priority Data**

Jun. 4, 2020 (JP) 2020-011104 D

(51) **LOC (13) Cl.** **24-03**

(52) **U.S. Cl.**
USPC **D24/155**

(58) **Field of Classification Search**
USPC D24/155
CPC A61F 2/2445; A61F 2/2442; A61F 2/2448
See application file for complete search history.

(56) **References Cited**

U.S. PATENT DOCUMENTS

D642,683 S * 8/2011 Drake D24/155
D642,684 S * 8/2011 Drake D24/155
D676,133 S * 2/2013 Drake D24/155
2008/0086203 A1* 4/2008 Roberts A61F 2/2448
623/2.36

FOREIGN PATENT DOCUMENTS

JP 2011-519694 A 7/2011
WO 2009/137776 A1 11/2009

* cited by examiner

Primary Examiner — Charles D Hanson

(74) *Attorney, Agent, or Firm* — Lucas & Mercanti, LLP

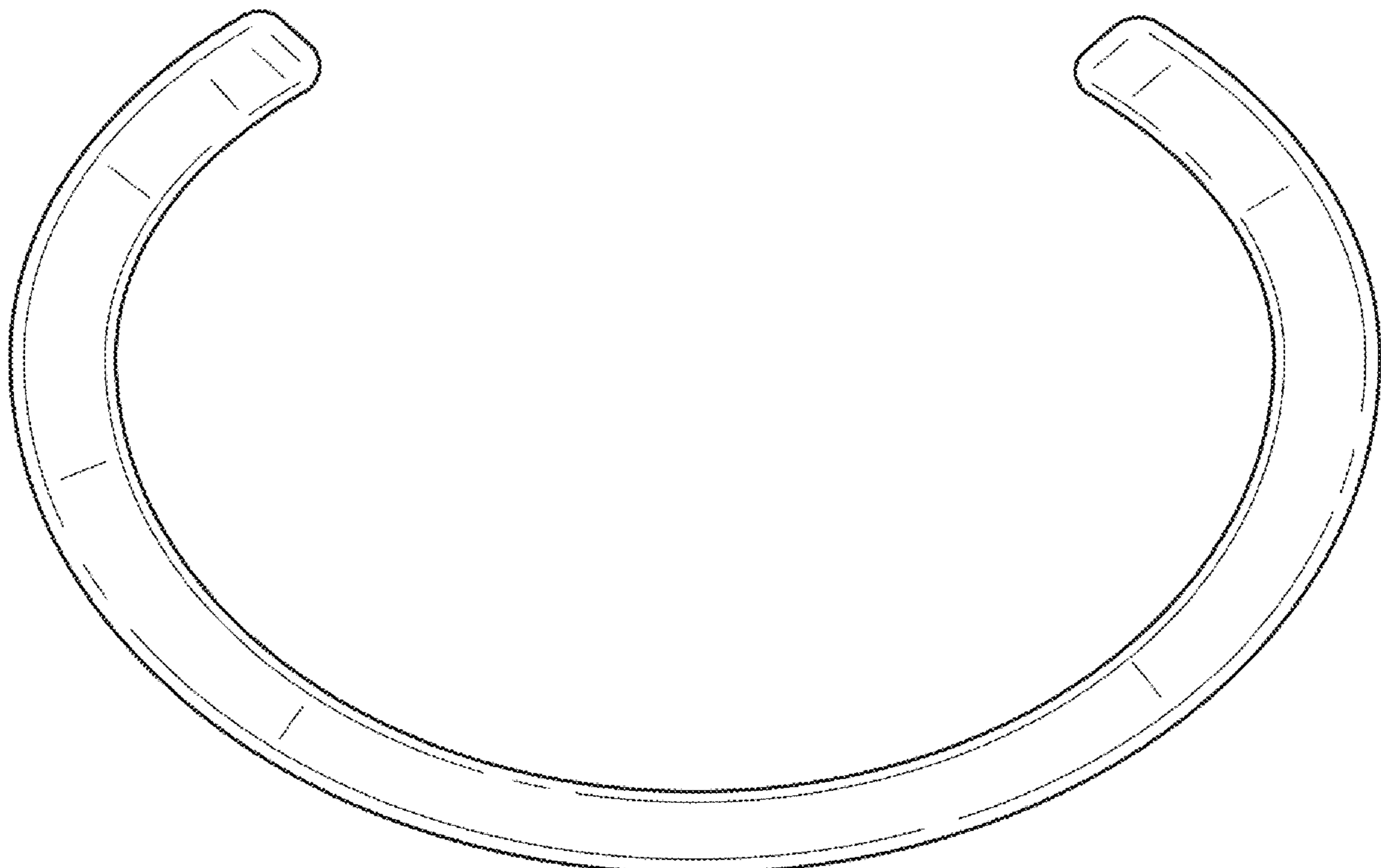
(57) **CLAIM**

The ornamental design for the annuloplasty ring, as shown and described.

DESCRIPTION

FIG. 1 is a front view of the annuloplasty ring in accordance with the present invention;
FIG. 2 is a back view thereof;
FIG. 3 is a top view thereof;
FIG. 4 is a bottom view thereof;
FIG. 5 is a left side view thereof;
FIG. 6 is a right side view thereof; and,
FIG. 7 is a perspective view thereof.

1 Claim, 3 Drawing Sheets



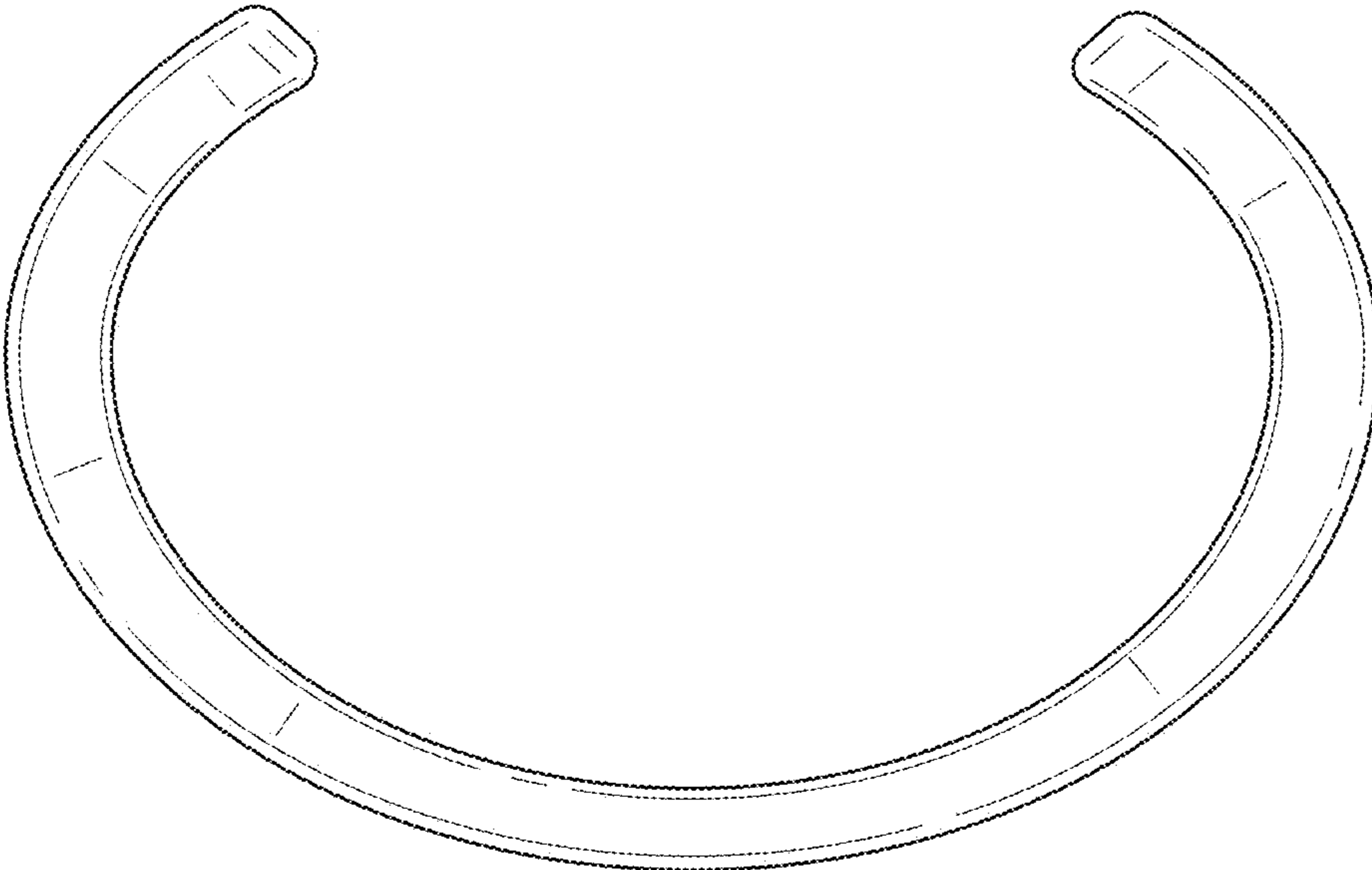


FIG. 1

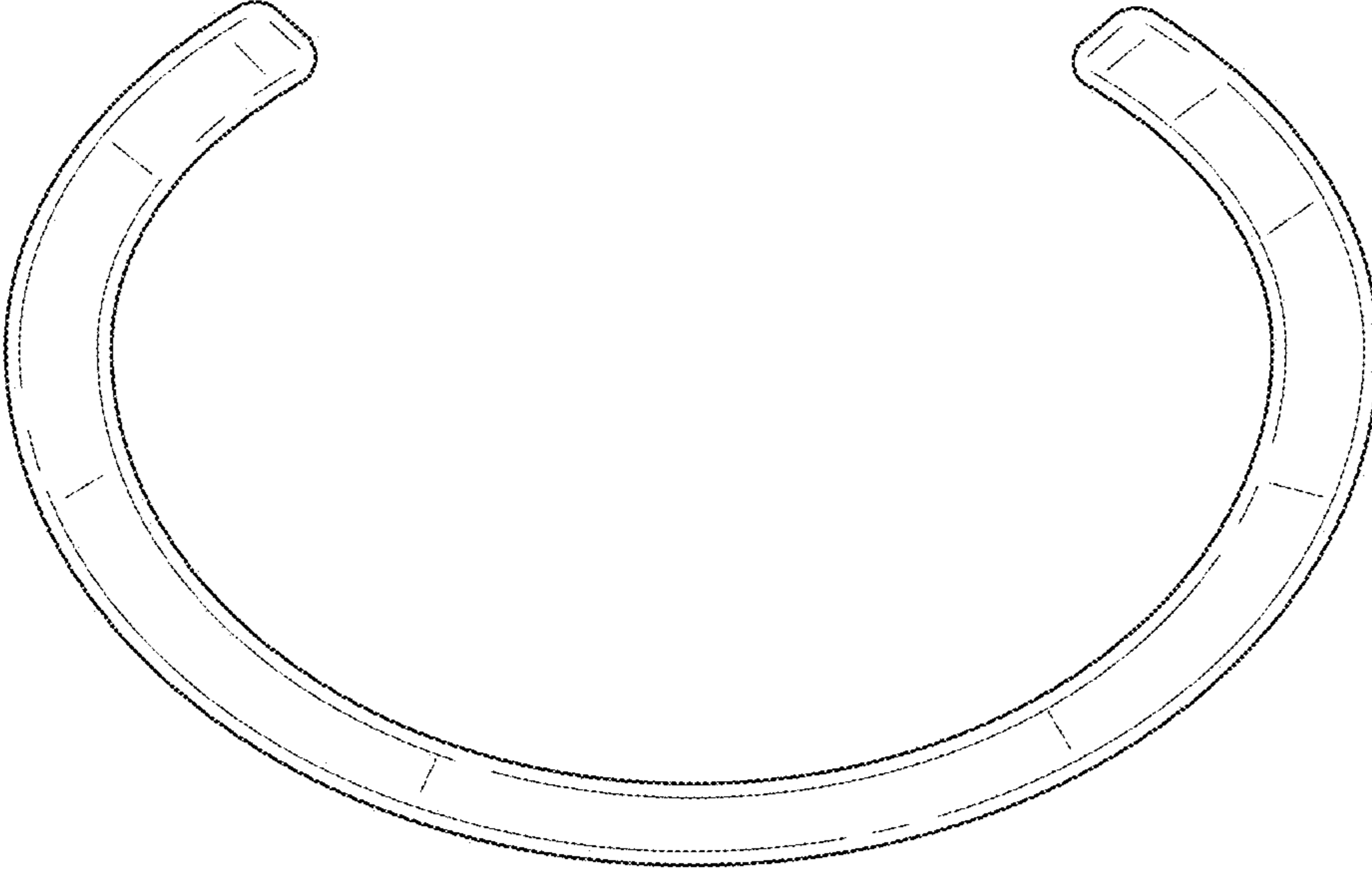


FIG. 2

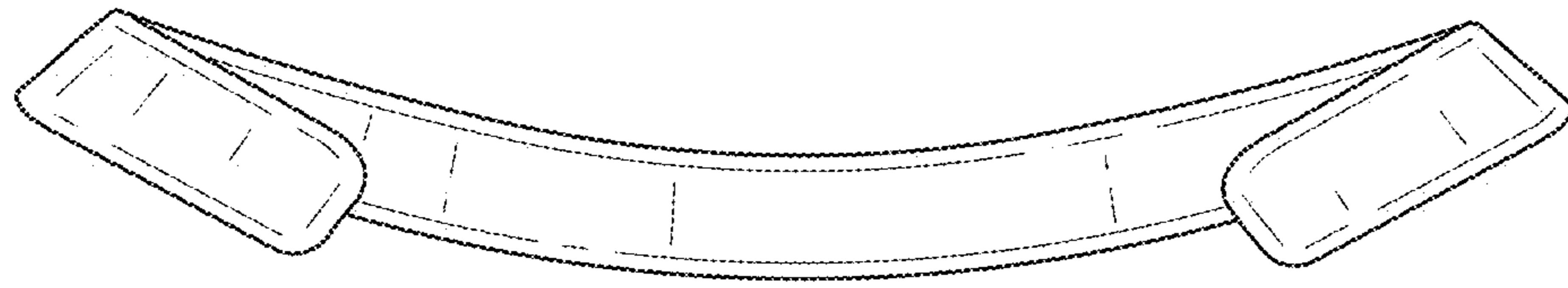


FIG. 3

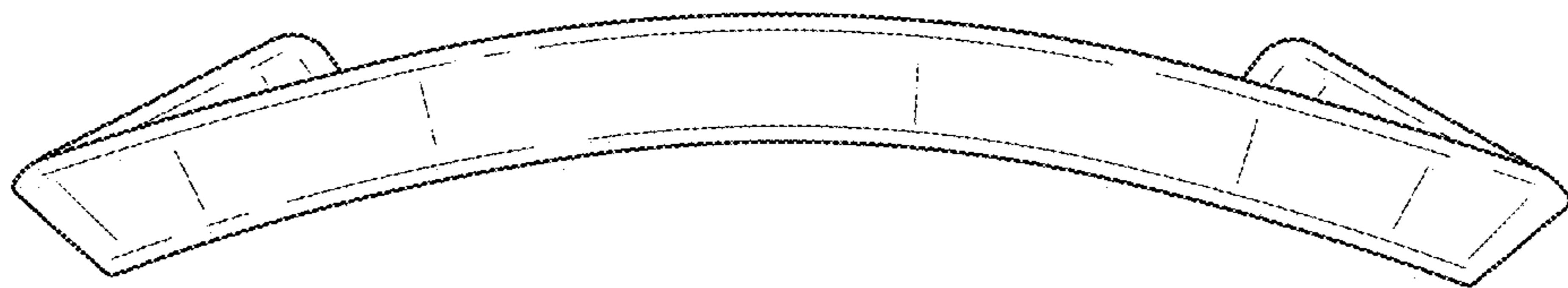


FIG. 4




FIG. 5

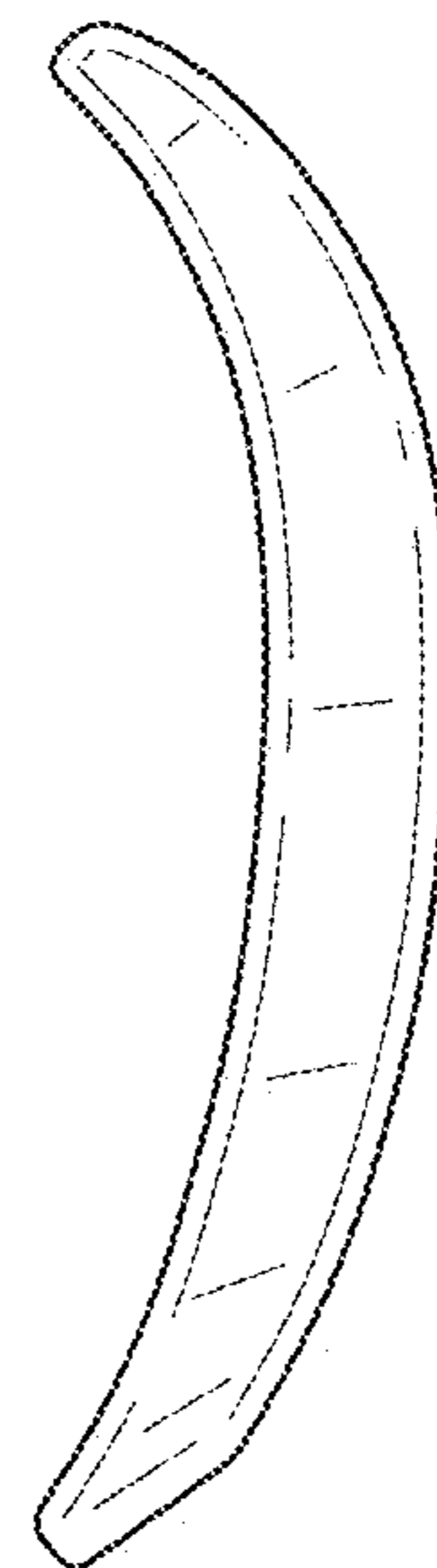


FIG. 6

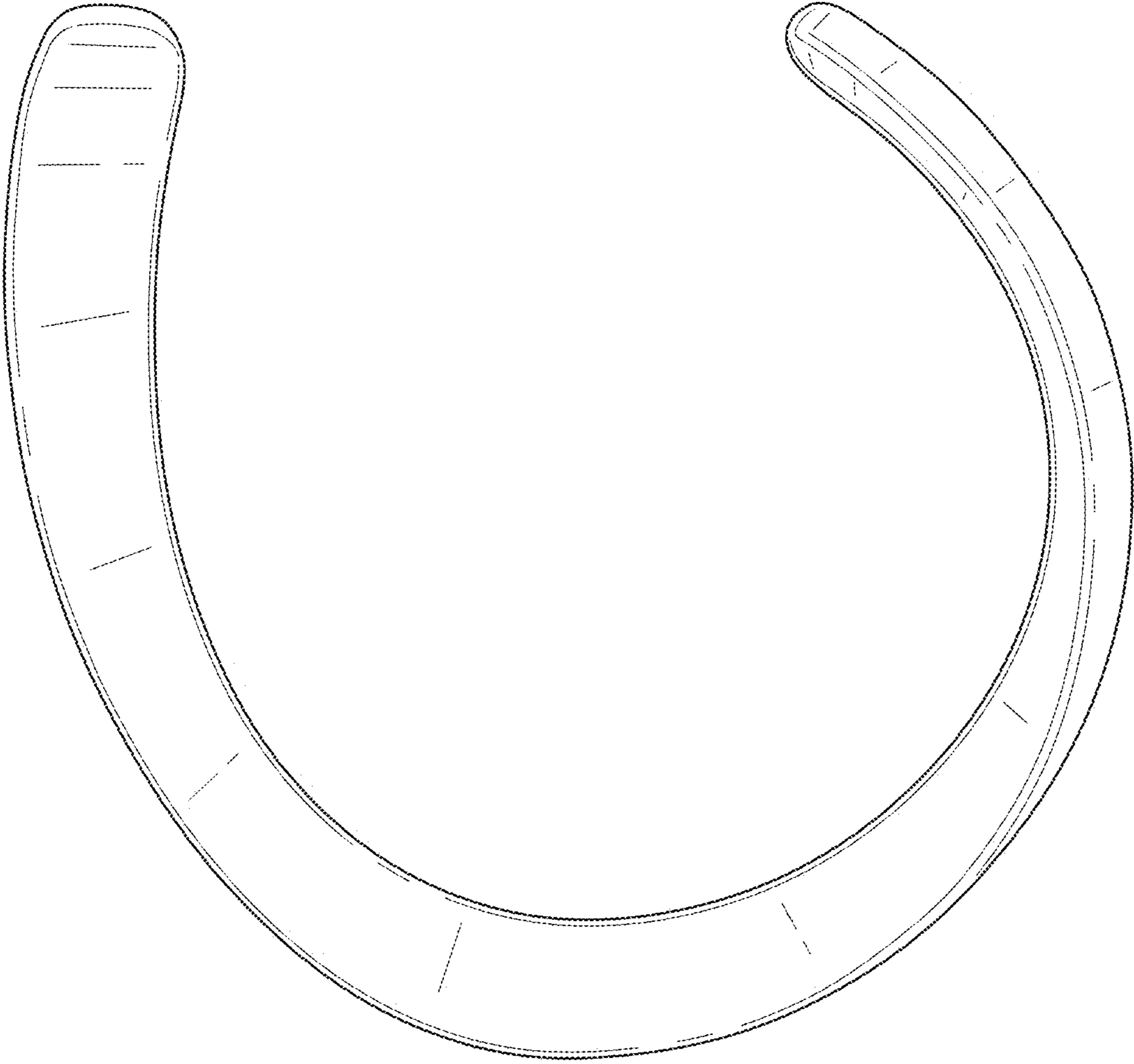


FIG. 7