



US00D964562S

(12) **United States Design Patent** (10) **Patent No.:** **US D964,562 S**
Chazel et al. (45) **Date of Patent:** **** Sep. 20, 2022**

(54) **VAGINAL APPLICATOR**
(71) Applicant: **Bayer Consumer Care AG**, Basel (CH)
(72) Inventors: **Bruno Chazel**, Voiron (FR); **Kory Nook**, Montclair, NJ (US)
(73) Assignee: **Bayer Consumer Care AG**, Basel (CH)

(**) Term: **15 Years**

(21) Appl. No.: **29/764,738**

(22) Filed: **Dec. 31, 2020**

(30) **Foreign Application Priority Data**

Jul. 22, 2020 (EM) 008050900

(51) **LOC (13) Cl.** **24-02**

(52) **U.S. Cl.**
USPC **D24/141**

(58) **Field of Classification Search**
USPC D24/108, 114, 115, 135, 141
CPC A61F 13/22; A61F 13/266; A61F 13/263;
A61F 13/28; A61F 13/55185; A61F
2013/8497; A61F 13/55175; A61F
13/5516; A61F 13/26
See application file for complete search history.

(56) **References Cited**

U.S. PATENT DOCUMENTS

D250,663 S * 12/1978 Koch 604/206
D415,565 S * 10/1999 Hayes A61F 13/34
D24/141
6,264,626 B1 * 7/2001 Linares A61F 13/26
604/15
D515,212 S * 2/2006 Edgett D24/141
D517,691 S * 3/2006 Turchi D24/141
D572,362 S * 7/2008 Edgett D24/141

D602,587 S * 10/2009 Edgett D24/141
D602,588 S * 10/2009 VanDenBogart D24/141
D620,592 S * 7/2010 VanDenBogart D24/141
D663,028 S * 7/2012 Slayton D24/141
D664,656 S * 7/2012 Avigdor D24/141
D665,499 S * 8/2012 Avigdor D24/141
D756,518 S * 5/2016 Bischoff D24/141
D772,409 S * 11/2016 Buell D24/141
D833,003 S * 11/2018 Papst D24/121
D901,684 S * 11/2020 Angert D24/141
2002/0033223 A1 * 3/2002 Linares A61F 13/2085
156/198
2002/0143287 A1 * 10/2002 Buzot A61F 13/26
264/328.16

(Continued)

FOREIGN PATENT DOCUMENTS

NZ 428429-0001 * 3/2022

Primary Examiner — Jonathan J Han

Assistant Examiner — Amanda J Berlinski

(74) *Attorney, Agent, or Firm* — Lowenstein Sandler LLP

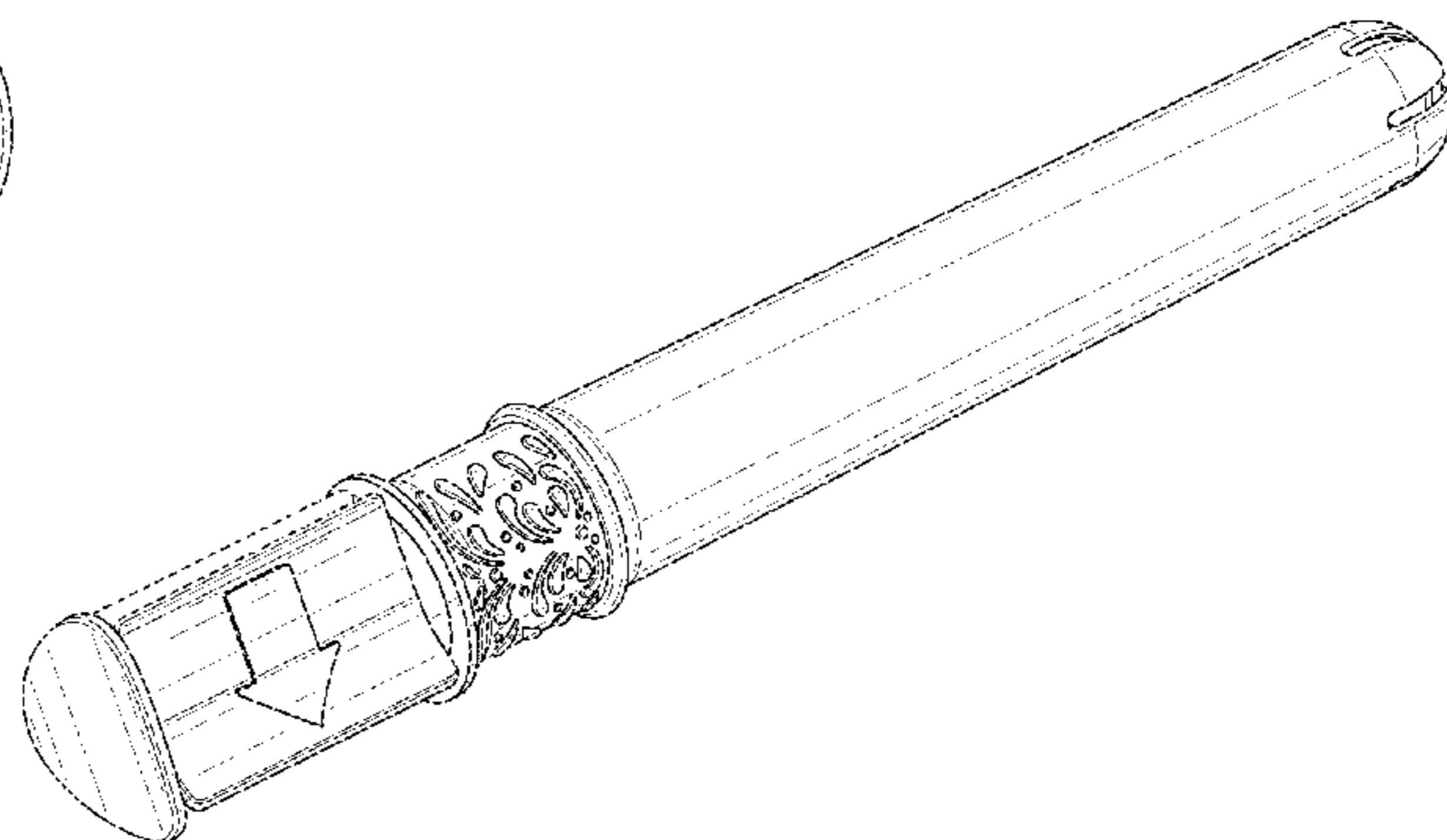
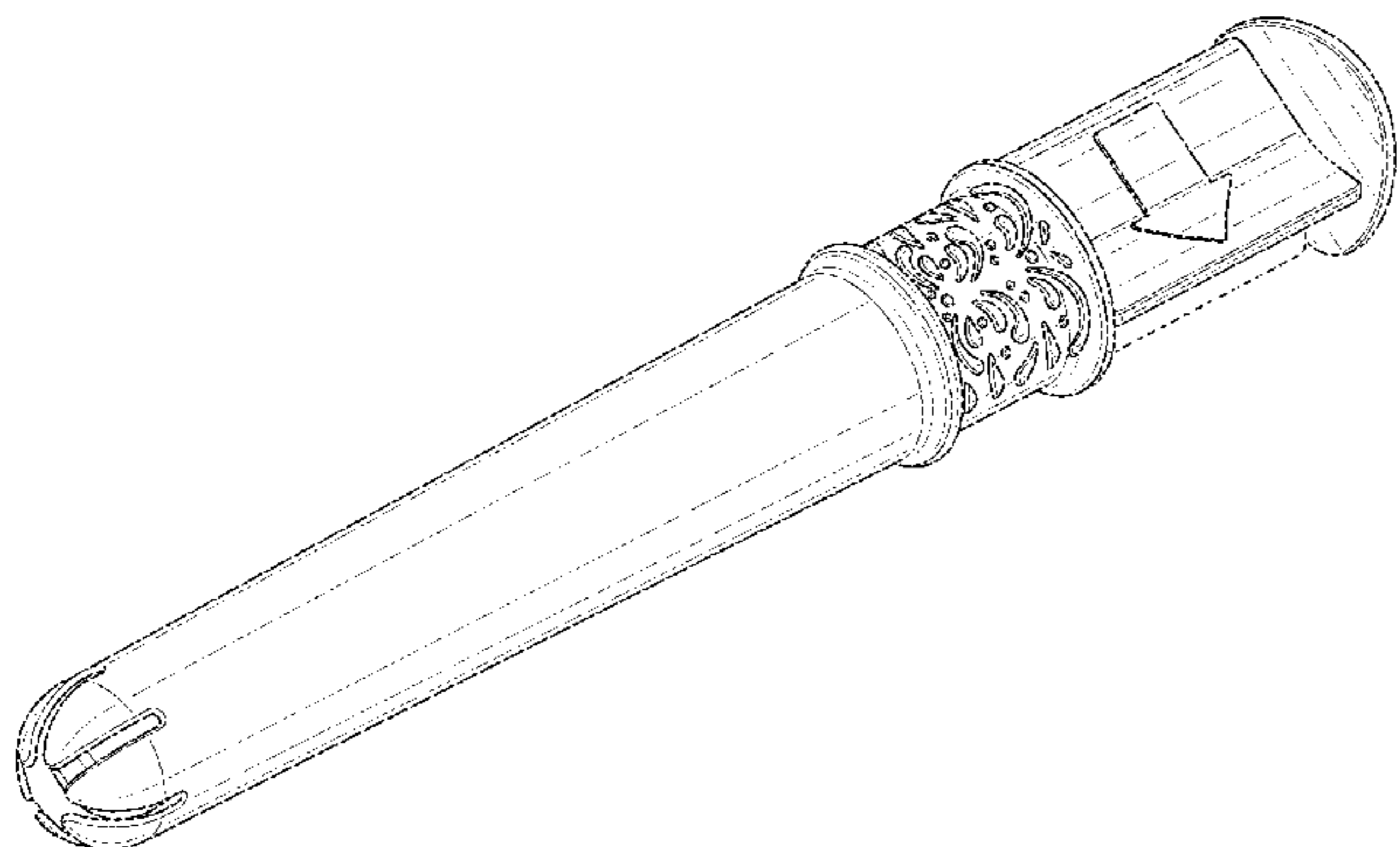
(57) **CLAIM**

The ornamental design for a vaginal applicator, as shown and described.

DESCRIPTION

FIG. 1 is a first perspective view of a vaginal applicator showing our new design in accordance with an embodiment of the invention;
FIG. 2 is a second perspective view thereof;
FIG. 3 is a front view thereof;
FIG. 4 is a back view thereof;
FIG. 5 is a side view thereof, the opposing side view being a mirror image thereof;
FIG. 6 is a top plan view thereof; and,
FIG. 7 is a bottom plan view thereof.
The broken lines in the drawings illustrate portions of the vaginal applicator that form no part of the claimed design.

1 Claim, 6 Drawing Sheets



(56)

References Cited

U.S. PATENT DOCUMENTS

2003/0236485 A1* 12/2003 Fedyk A61F 13/26
604/11
2011/0105830 A1* 5/2011 Hou A61F 13/26
264/250
2011/0152742 A1* 6/2011 Winkel A61F 13/55185
604/11
2011/0190687 A1* 8/2011 Slayton A61F 13/26
604/15
2012/0053550 A1* 3/2012 Kinoshita A61F 13/51305
604/385.17
2012/0204410 A1* 8/2012 Mastalish A61F 13/26
29/505
2015/0223993 A1* 8/2015 Ito A61F 13/34
604/15
2016/0296379 A1* 10/2016 Brown A61F 13/2097
2020/0246196 A1* 8/2020 Jonsson A61F 13/26
2020/0306098 A1* 10/2020 Lin A61F 13/34

* cited by examiner

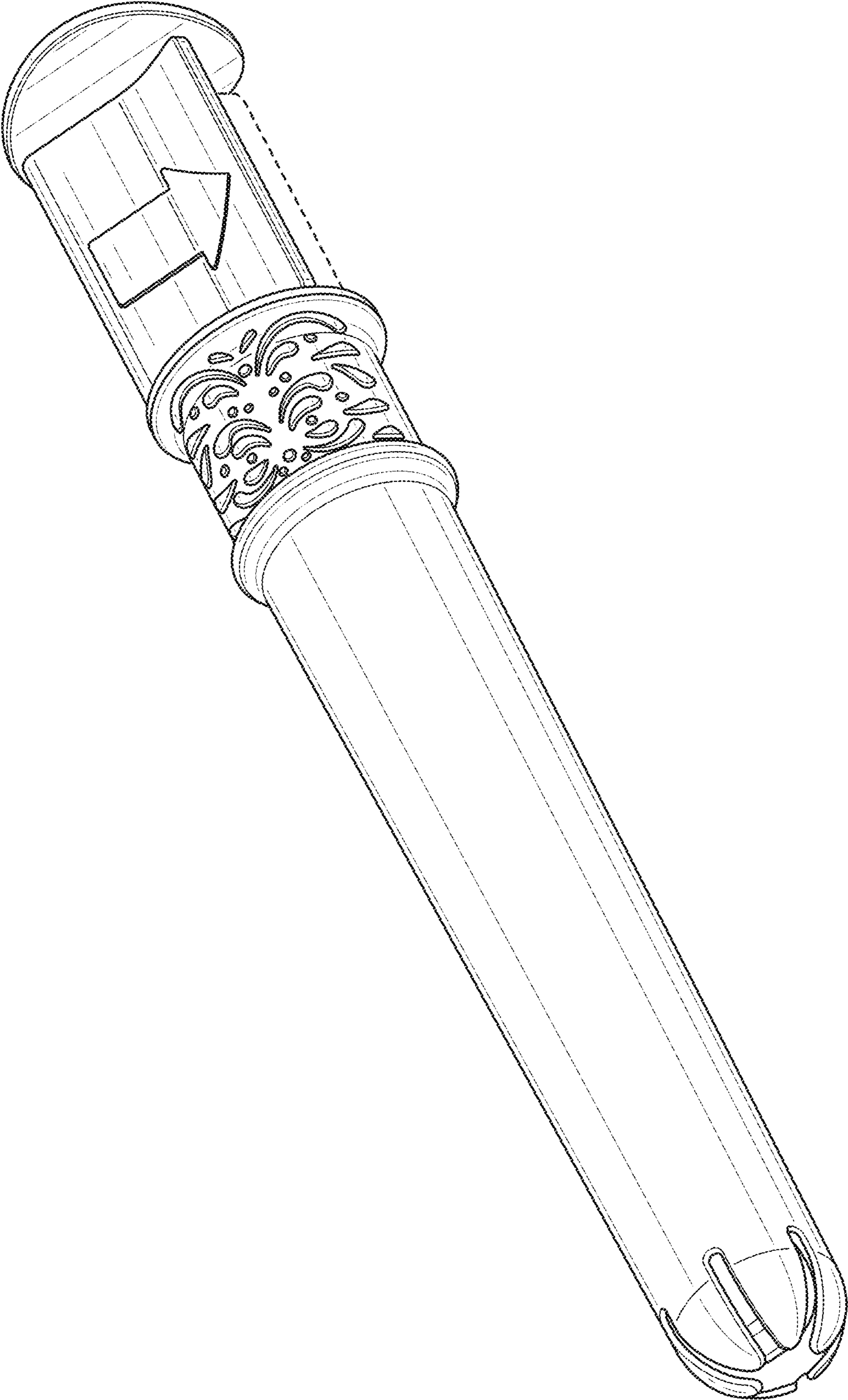


FIG. 1




FIG. 2

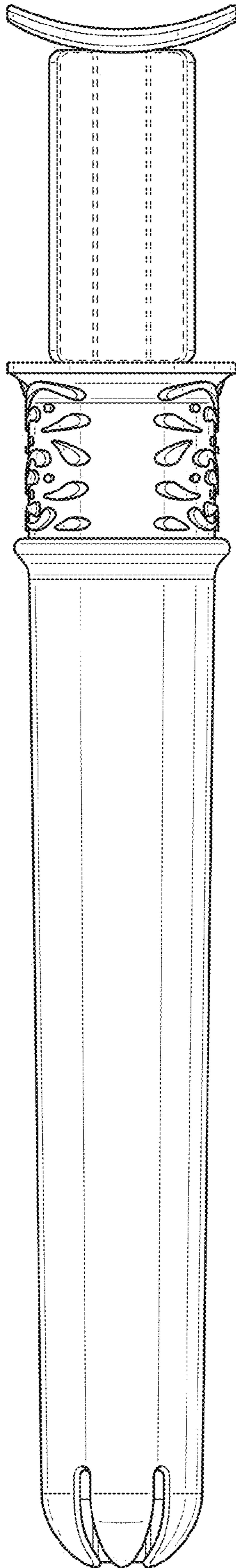


FIG. 3

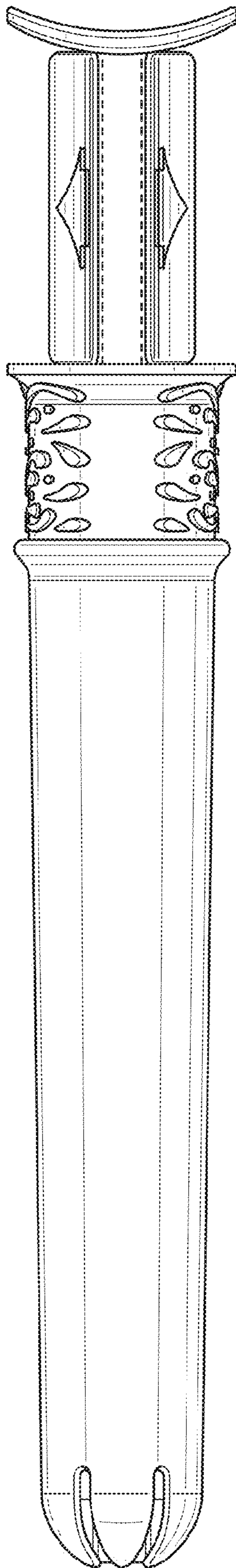


FIG. 4

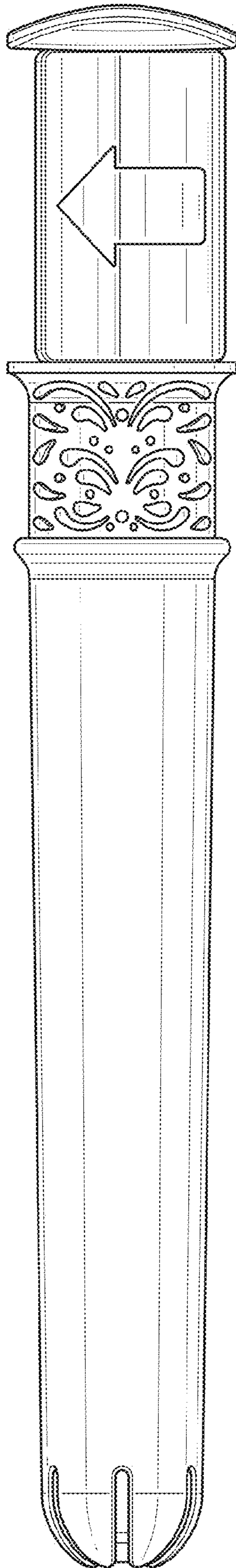


FIG. 5

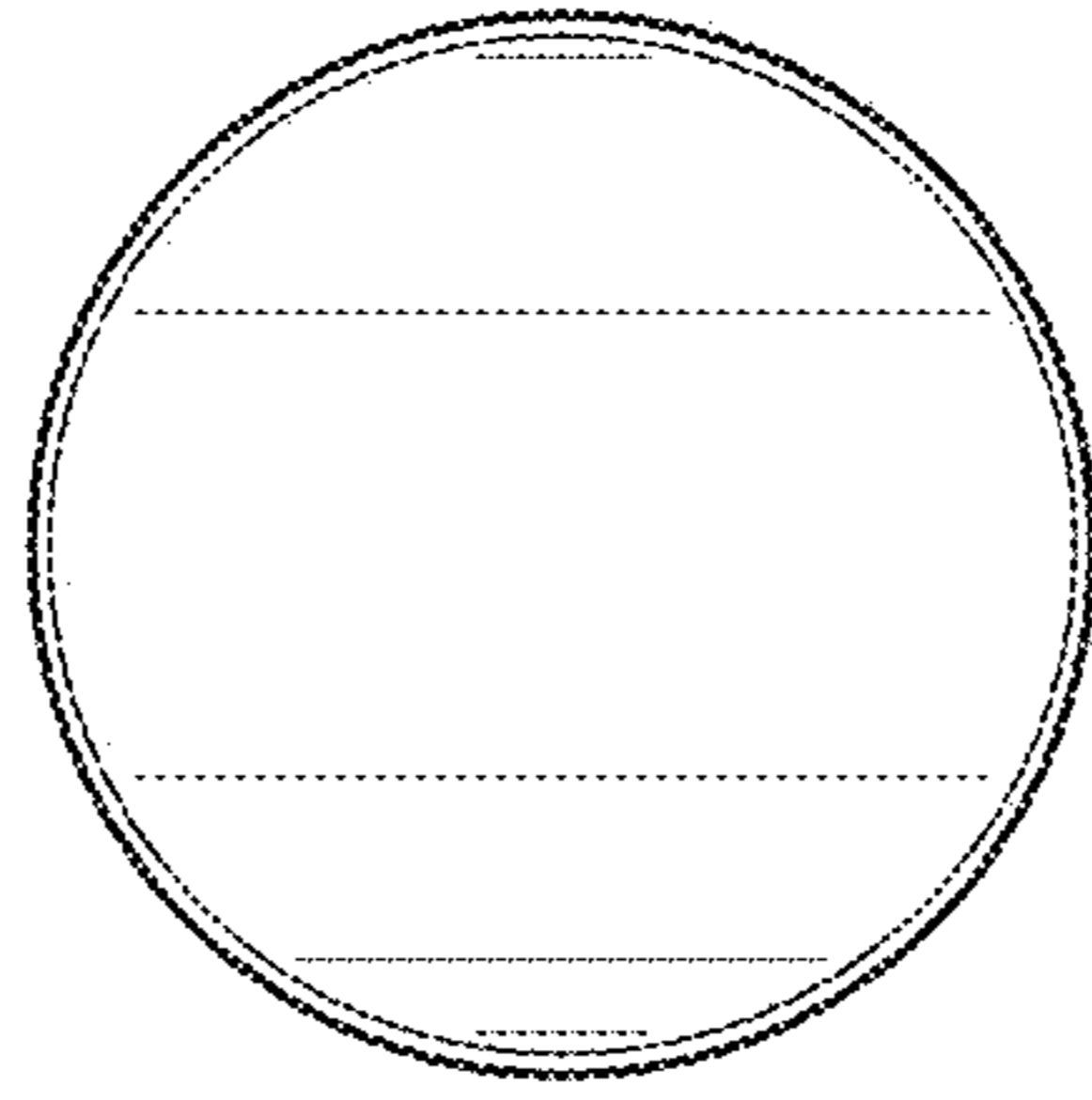


FIG. 7

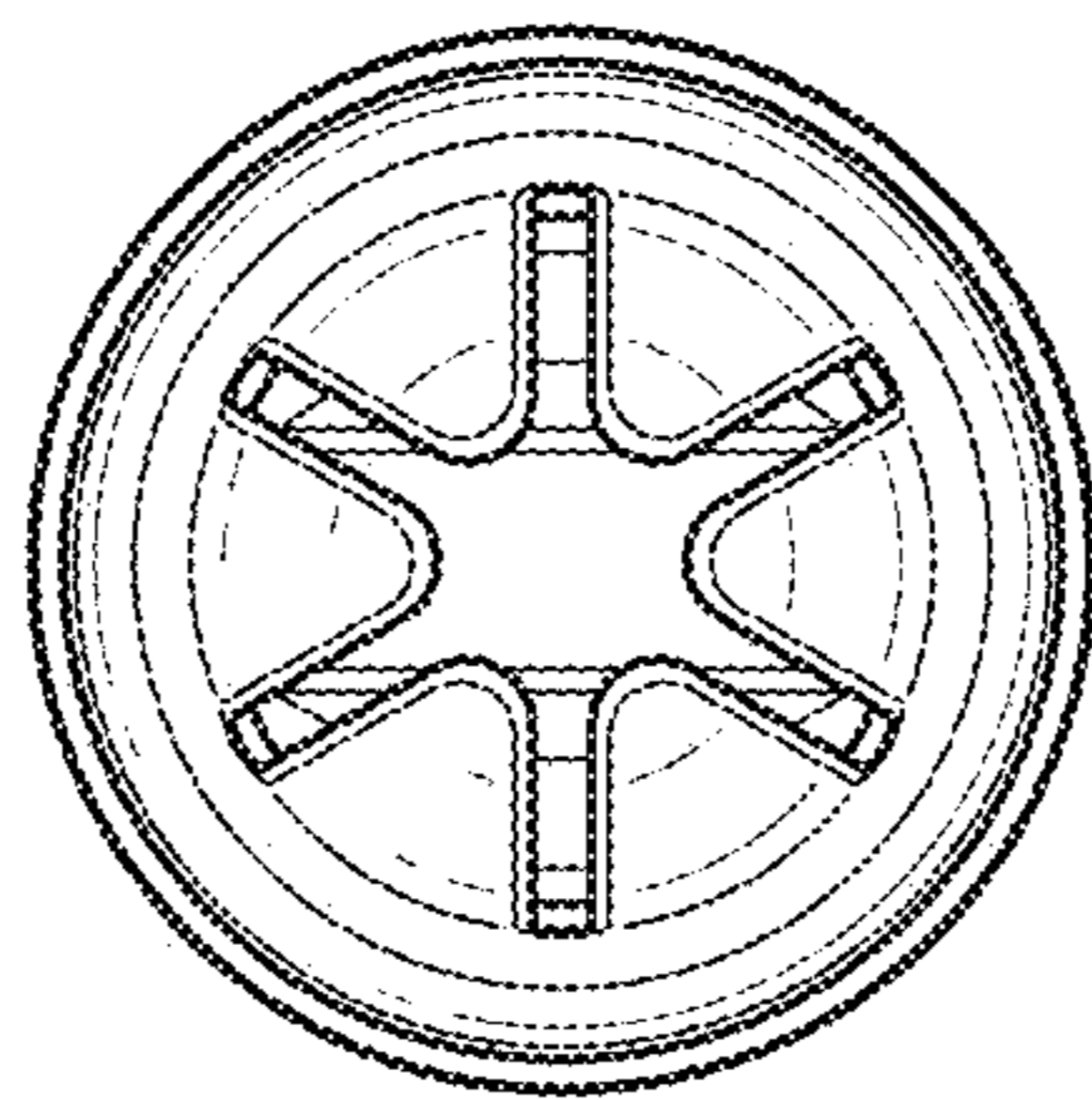


FIG. 6