



US00D964560S

(12) **United States Design Patent** (10) **Patent No.:** **US D964,560 S**
Kaye et al. (45) **Date of Patent:** **** Sep. 20, 2022**

(54) **TIP PROTECTOR** D639,939 S * 6/2011 Klockars D24/129
D649,635 S * 11/2011 Cronin D24/133
(71) Applicant: **United States Endoscopy Group, Inc.,** D690,418 S * 9/2013 Rosenquist D24/129
Mentor, OH (US) 8,911,765 B2 12/2014 Moses et al.
8,951,543 B2 2/2015 Weiss et al.

(72) Inventors: **Christopher J. Kaye**, Eastlake, OH (US); **Gary Mann**, Mentor, OH (US)

(73) Assignee: **UNITED STATES ENDOSCOPY GROUP, INC.**, Mentor, OH (US)

(**) Term: **15 Years**

(21) Appl. No.: **29/766,902**

(22) Filed: **Jan. 19, 2021**

Related U.S. Application Data

(62) Division of application No. 29/656,132, filed on Jul. 10, 2018, now Pat. No. Des. 908,214.

(51) **LOC (13) Cl.** **24-02**

(52) **U.S. Cl.**
USPC **D24/130**

(58) **Field of Classification Search**
USPC D24/127-131, 112-114, 133, 186;
606/181, 185; 604/264, 523-528, 272,
604/187, 158, 164.01-164.11, 181, 184,
604/227; 600/101, 139, 143;
128/200.24, 207.14, 207.15
CPC A61M 39/1011; F16L 37/0841; F16L
2201/20; F16L 2201/60
See application file for complete search history.

(56) **References Cited**

U.S. PATENT DOCUMENTS

5,176,126 A * 1/1993 Chikama A61B 1/0055
138/120
6,045,623 A 4/2000 Cannon
7,757,689 B2 * 7/2010 Chang B08B 15/026
128/202.12

FOREIGN PATENT DOCUMENTS

JP H0515901 U 3/1993
JP 2007 075281 A 3/2007

(Continued)

OTHER PUBLICATIONS

International Search Report and Written Opinion from PCT/US2019/041243 dated Nov. 20, 2019 (18 pages).

(Continued)

Primary Examiner — Nathan M Johnston
(74) *Attorney, Agent, or Firm* — Calfee, Halter & Griswold LLP

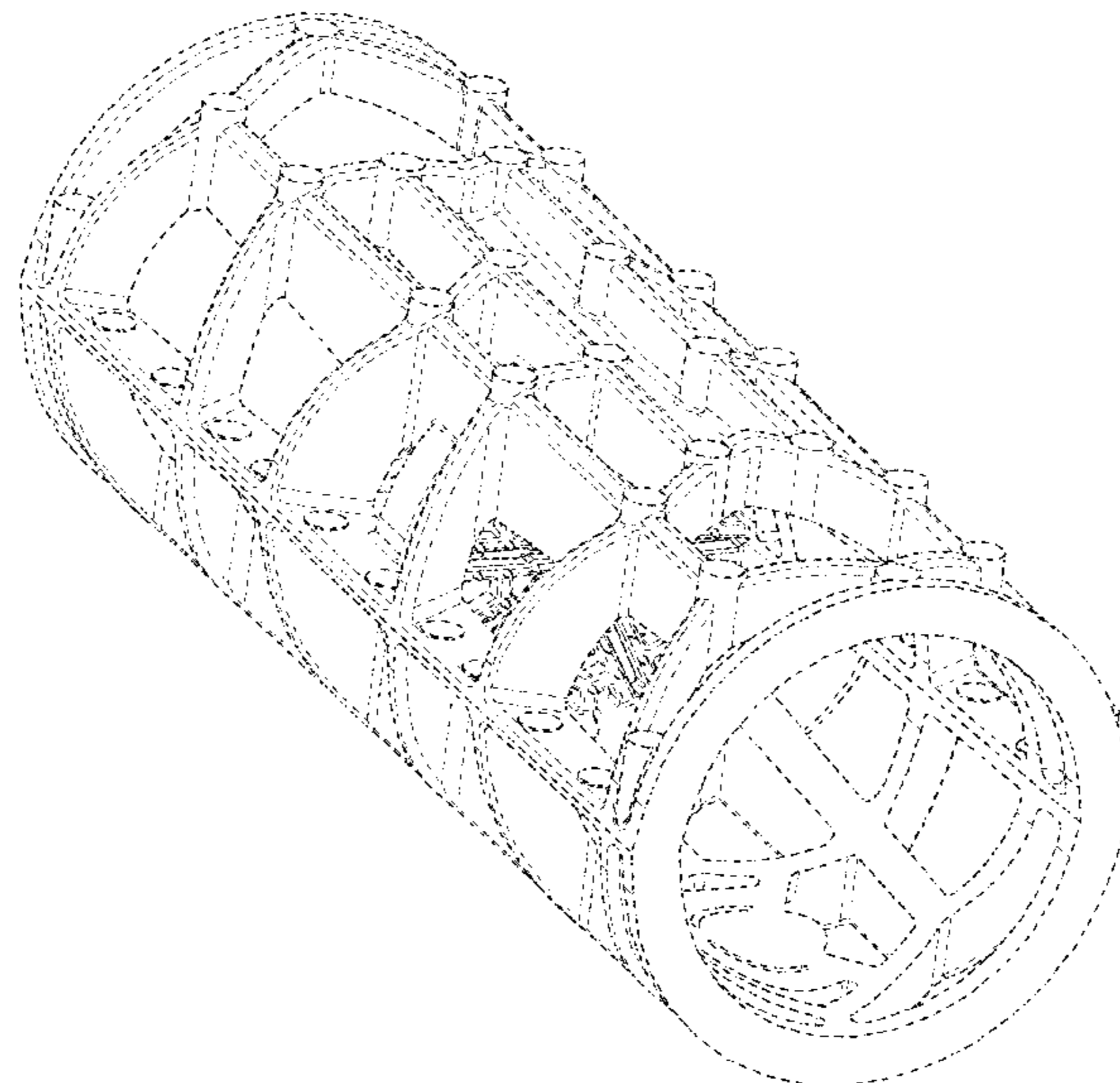
(57) **CLAIM**

We claim the ornamental design for a tip protector, as shown and described.

DESCRIPTION

FIG. 1 is a perspective view of a tip protector of the new design;
FIG. 2 is a right-side view thereof;
FIG. 3 is a left-side view thereof;
FIG. 4 is a front view thereof;
FIG. 5 is a rear view thereof;
FIG. 6 is a top view thereof; and,
FIG. 7 is a bottom view thereof.
The evenly-dashed broken lines in the drawings illustrate the portions of the design that form no part of the claimed design. The dash-dot broken lines in the drawings define the bounds of the claimed design and form no part thereof.

1 Claim, 7 Drawing Sheets



(56)

References Cited

U.S. PATENT DOCUMENTS

D727,493 S * 4/2015 Biener D24/110.6
 8,998,854 B2 4/2015 McKay
 8,999,291 B2 4/2015 Goodman et al.
 8,999,365 B2 4/2015 Lane et al.
 8,999,399 B2 4/2015 Lisowsky et al.
 D736,915 S * 8/2015 Schultz D24/129
 D751,699 S * 3/2016 Mills D24/127
 D791,936 S * 7/2017 Davis D24/127
 D825,750 S * 8/2018 Feldmann D24/130
 D859,650 S * 9/2019 Steele D24/129
 D860,474 S * 9/2019 Kawabe D24/224
 2009/0221872 A1 9/2009 Liddle et al.
 2010/0022958 A1 1/2010 Moreno
 2014/0343361 A1 11/2014 Salman et al.
 2015/0069728 A1 3/2015 Seitz, III
 2018/0310807 A1 11/2018 Thornton
 2019/0282356 A1* 9/2019 Cully A61F 2/844

FOREIGN PATENT DOCUMENTS

WO 2016059383 4/2016
 WO 2016182999 A1 11/2016

WO 2018084703 A1 5/2018
 WO 2018106860 A1 6/2018
 WO 2018109638 A1 6/2018

OTHER PUBLICATIONS

Ruhof's ScopeVale™ TipGuard <https://www.ruhof.com/products/scopevalet-tipguard> Dec. 29, 2017.
 Restriction Requirement from U.S. Appl. No. 29/656,132 dated Oct. 22, 2019.
 Response to Restriction Requirement from U.S. Appl. No. 29/656,132 dated May 19, 2020.
 Ex Parte Quayle Action from U.S. Appl. No. 29/656,132 dated Mar. 19, 2020.
 Notice of Allowance from U.S. Appl. No. 29/656,132 dated Jun. 2, 2020.
 Notice of Allowance from U.S. Appl. No. 29/656,132 dated Sep. 21, 2020.
 Invitation to Pay Additional Fees from PCT/US2019/041243 dated Sep. 26, 2019.
 Office Action from U.S. Appl. No. 16/508,096 dated May 6, 2022.

* cited by examiner

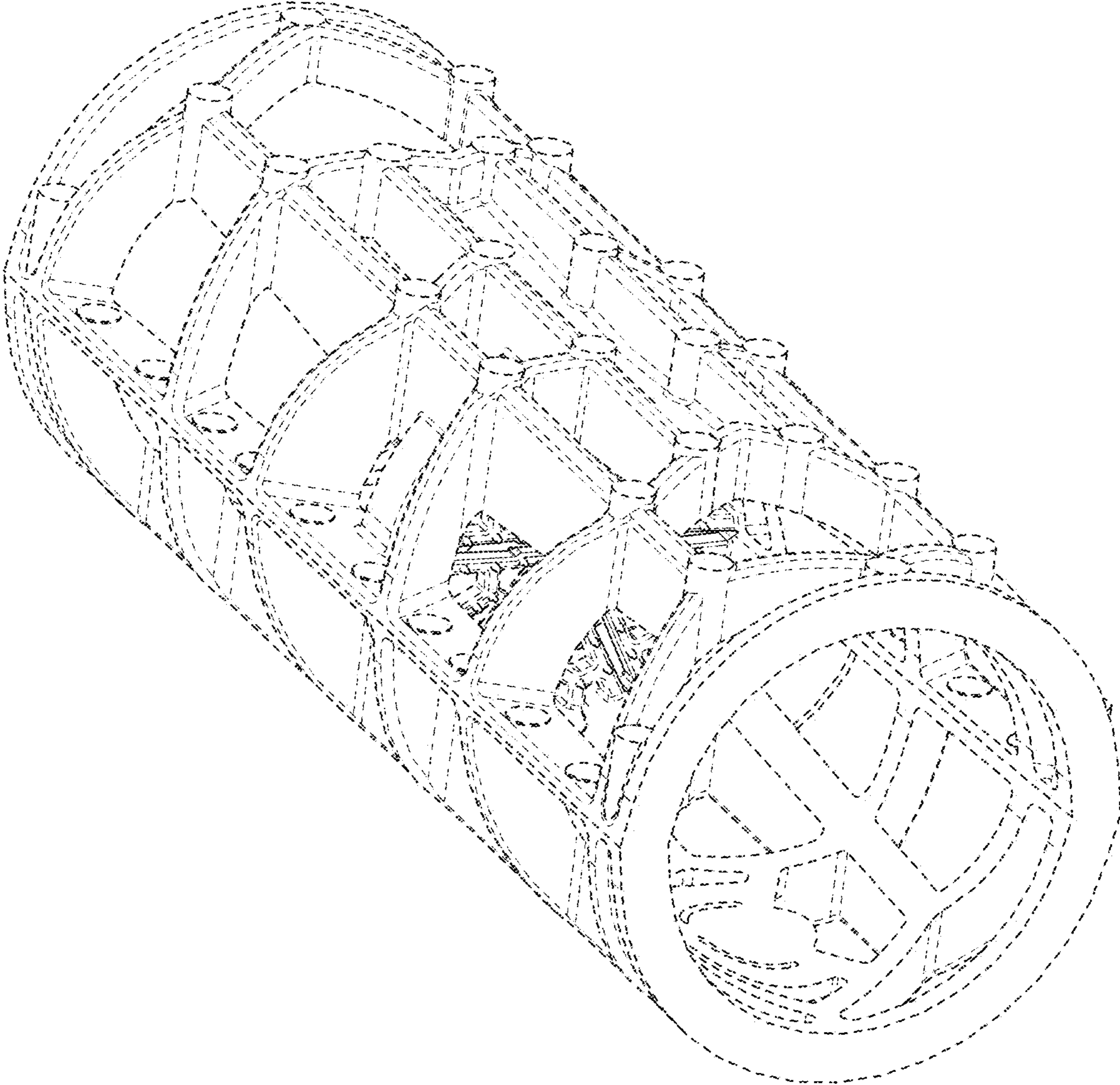


FIG. 1

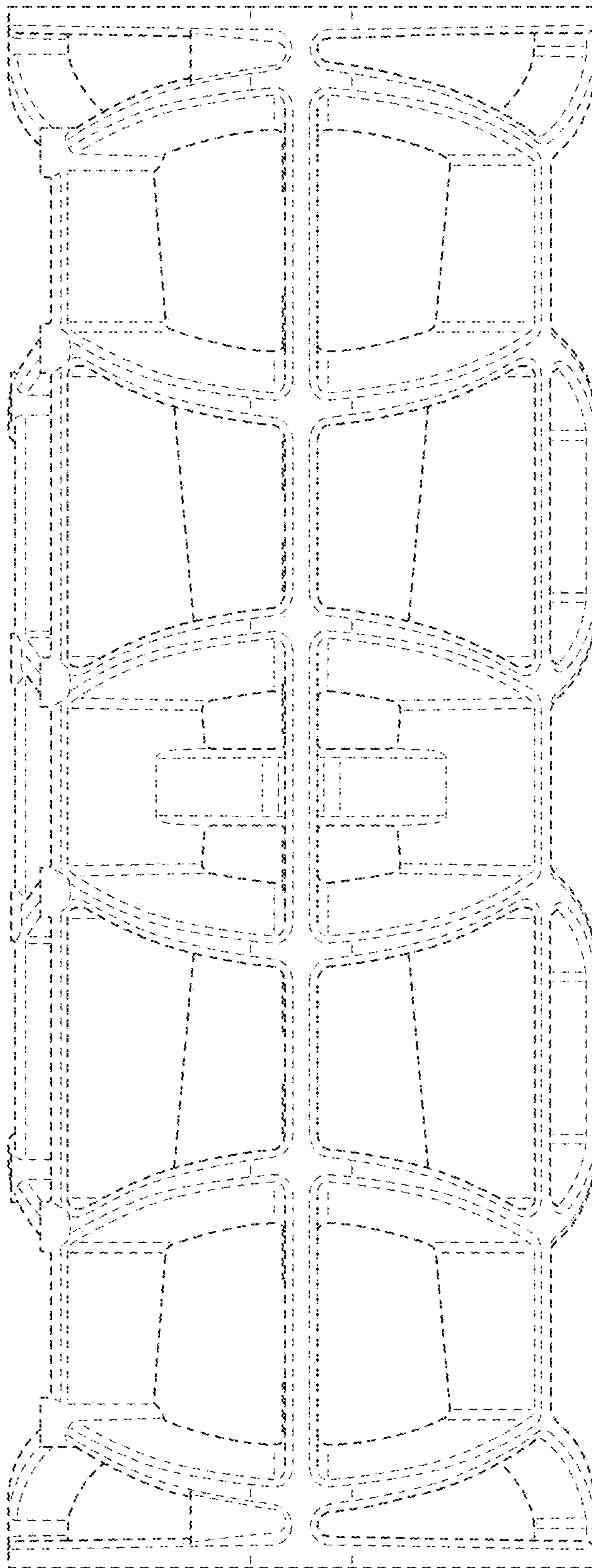


FIG. 2

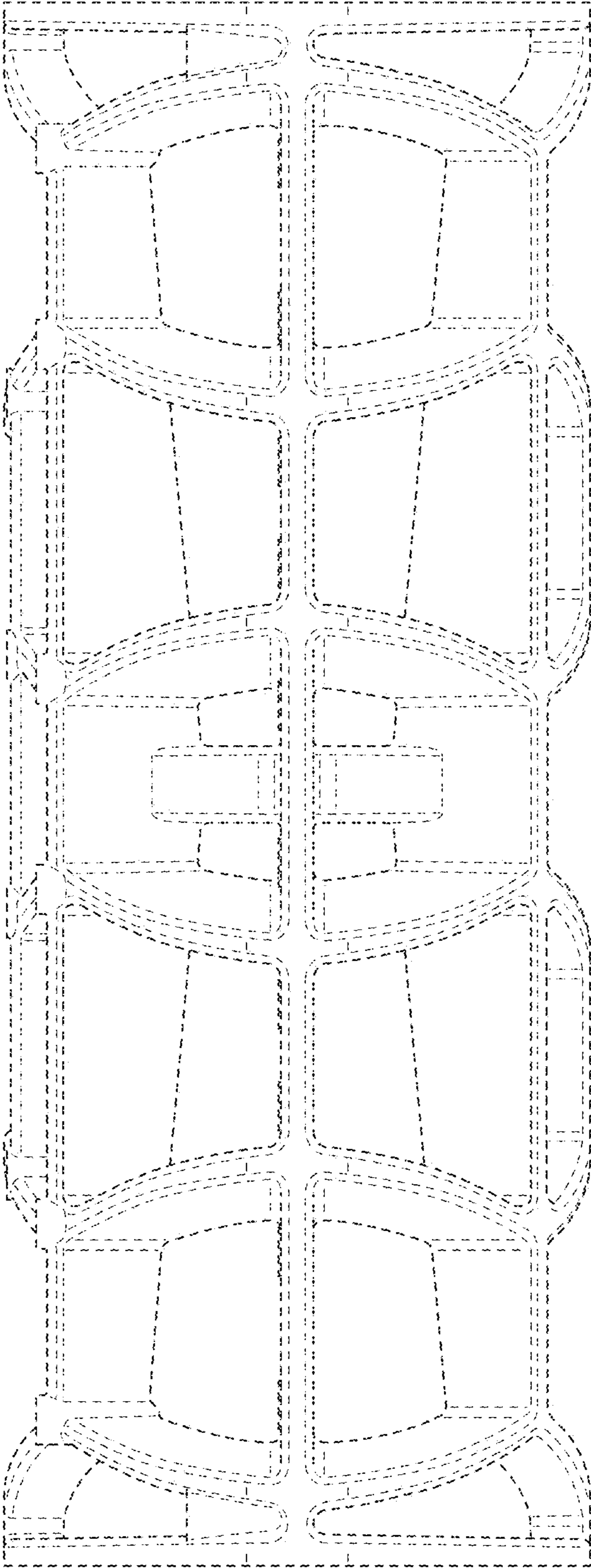


FIG. 3

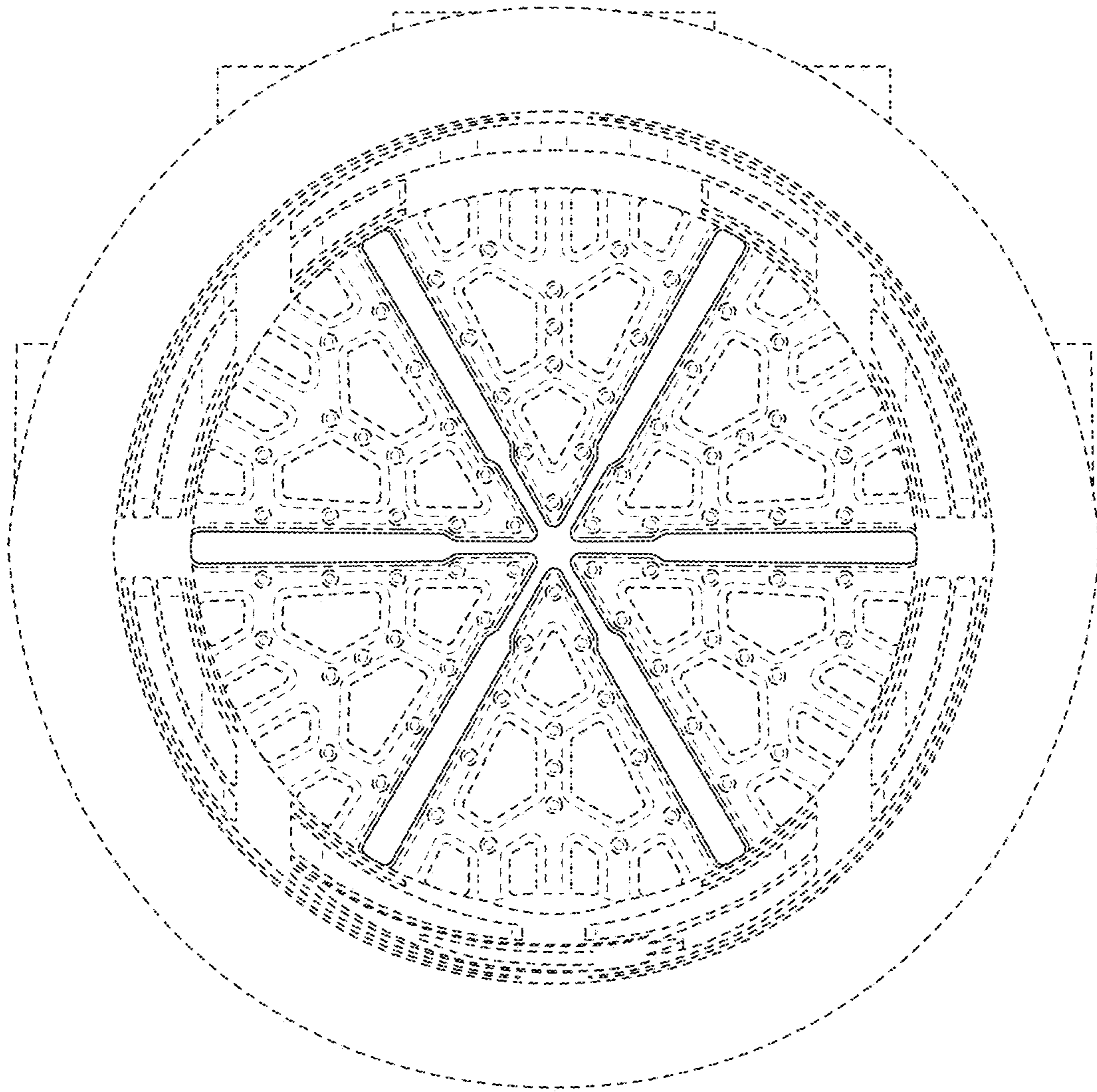


FIG. 4

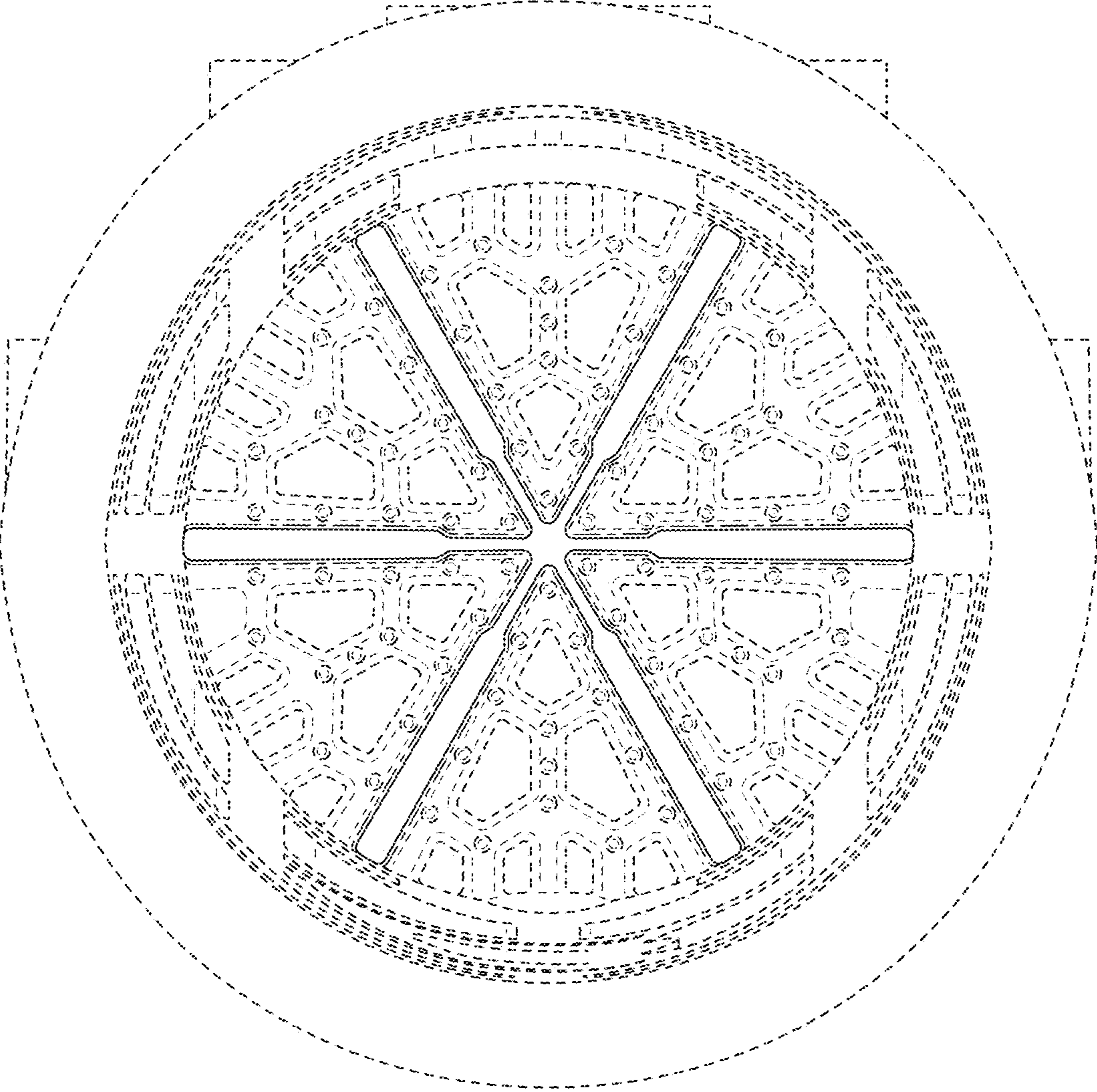


FIG. 5

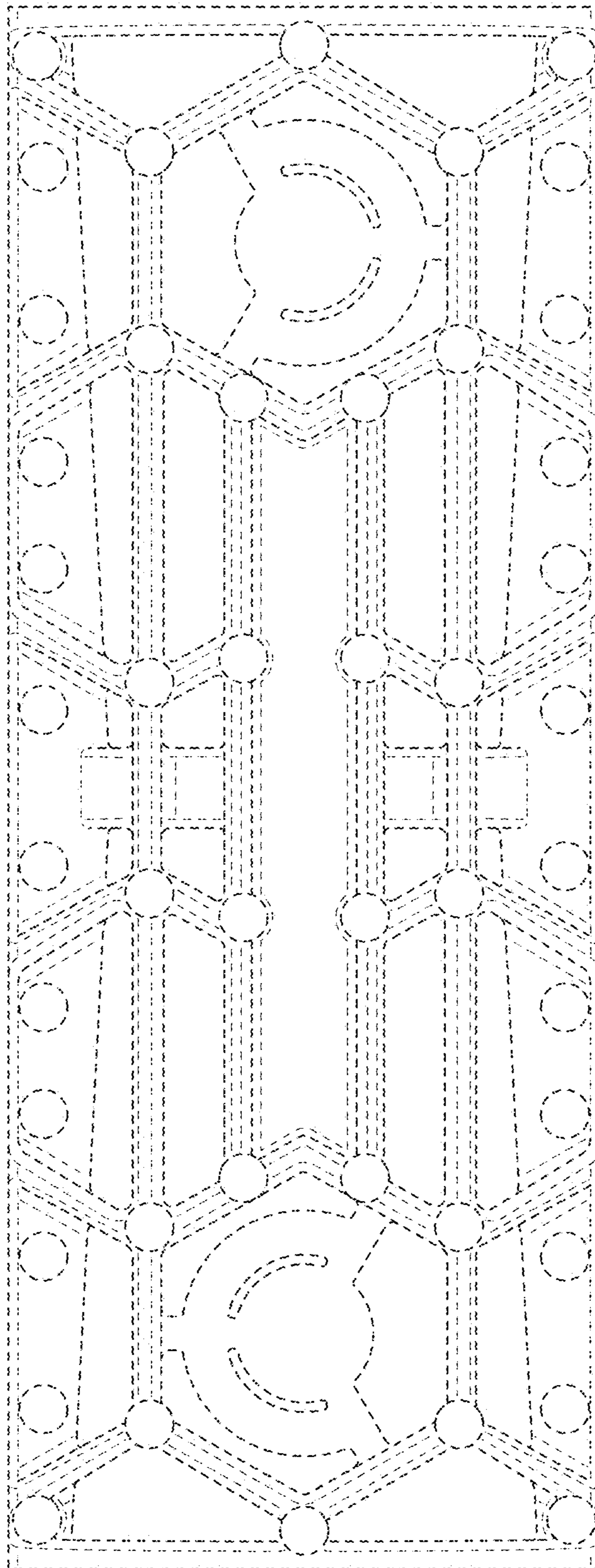


FIG. 6

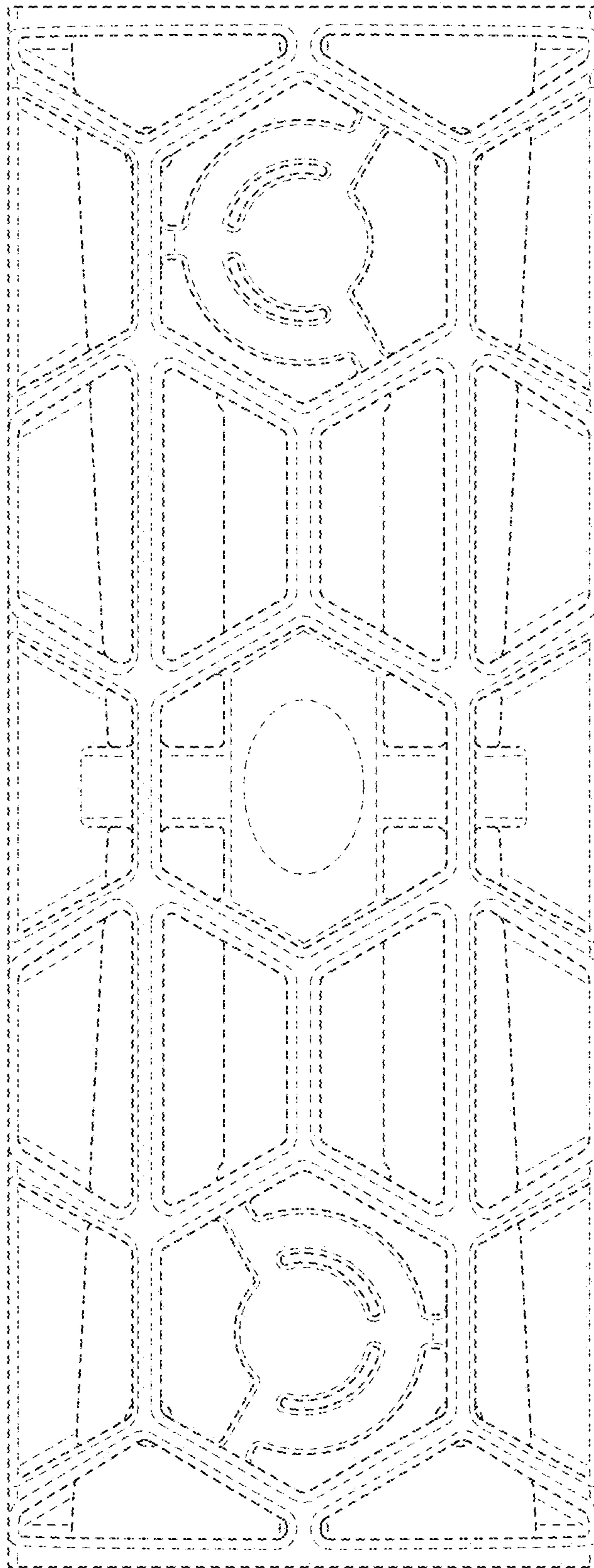


FIG. 7