



US00D964536S

(12) **United States Design Patent** (10) **Patent No.:** **US D964,536 S**  
**Li** (45) **Date of Patent:** **\*\* Sep. 20, 2022**

(54) **PERSONAL AIR PURIFIER**  
(71) Applicant: **Jiezhong Li**, Shenzhen (CN)  
(72) Inventor: **Jiezhong Li**, Shenzhen (CN)  
(\*\*) Term: **15 Years**

(21) Appl. No.: **29/801,394**  
(22) Filed: **Jul. 28, 2021**  
(51) **LOC (13) Cl.** ..... **23-04**  
(52) **U.S. Cl.**  
USPC ..... **D23/364**  
(58) **Field of Classification Search**  
USPC ..... D23/355-366, 352, 369, 332, 333, 335,  
D23/336, 342, 351; D14/343, 344, 345,  
D14/507, 509, 138 AB, 138 AC, 138 AD  
CPC .. A61L 9/16; A61L 9/22; B01D 47/00; B01D  
47/027; B01D 2221/02; B01D 2259/4508;  
B03C 3/155; B03C 3/368; F24F 3/16;  
F24F 13/20; F24F 13/28  
See application file for complete search history.

(56) **References Cited**

U.S. PATENT DOCUMENTS

D419,658 S \* 1/2000 Matchett ..... D23/358  
D485,249 S \* 1/2004 Liao ..... D14/138 AB  
D503,694 S \* 4/2005 Itano ..... D14/138 AC  
D508,240 S \* 8/2005 Lee ..... D14/138 AD  
D538,416 S 3/2007 Ediger et al.  
D539,773 S \* 4/2007 Kim ..... D14/138 AC  
D545,797 S \* 7/2007 Yang ..... D14/138 AD  
D545,798 S \* 7/2007 Kimbre ..... D14/138 AD  
D546,311 S \* 7/2007 Lee ..... D14/138 AD  
D559,372 S 1/2008 Lam

D564,488 S \* 3/2008 Lee ..... D14/138 AB  
D629,776 S \* 12/2010 Lee ..... D14/138 G  
D644,725 S \* 9/2011 Kim ..... D23/366  
D763,423 S \* 8/2016 Hewett ..... D23/355  
D906,504 S \* 12/2020 Vandenbelt ..... D23/366  
D914,862 S \* 3/2021 Makipaa ..... D23/364  
D922,557 S \* 6/2021 Guo ..... D23/364  
D937,399 S \* 11/2021 Sarkar ..... D23/366

\* cited by examiner

*Primary Examiner* — David G Muller  
(74) *Attorney, Agent, or Firm* — ScienBiziP, P.C.

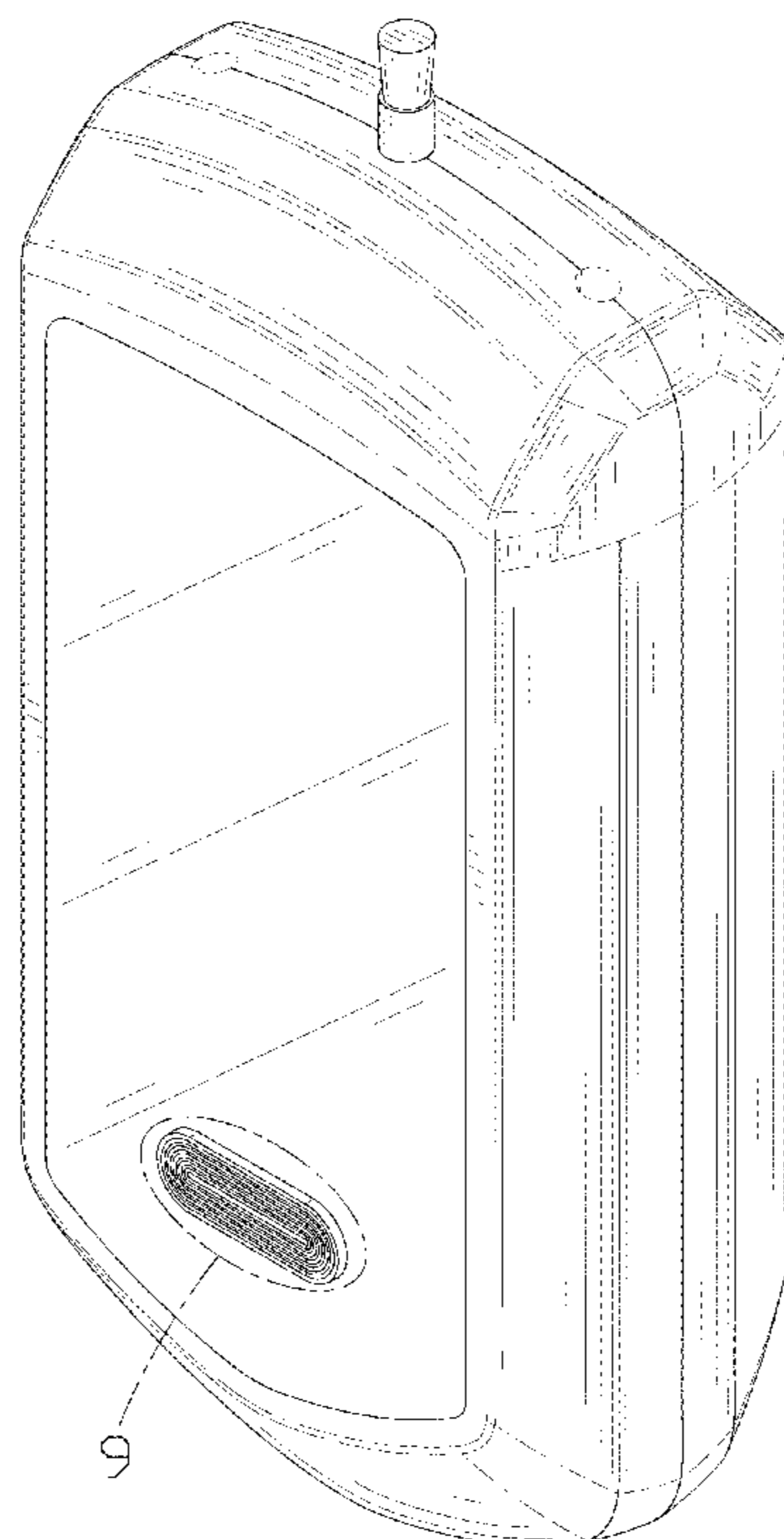
(57) **CLAIM**

The ornamental design for a personal air purifier, as shown and described.

**DESCRIPTION**

FIG. 1 is a front, right, and top perspective view of a personal air purifier, showing my design.  
FIG. 2 is a rear, left, and bottom perspective view thereof.  
FIG. 3 is a front elevation view thereof.  
FIG. 4 is a rear elevation view thereof.  
FIG. 5 is a left side elevation view thereof.  
FIG. 6 is a right side elevation view thereof.  
FIG. 7 is a top plan view thereof.  
FIG. 8 is a bottom plan view thereof.  
FIG. 9 is a partial enlarged view of an area labeled 9 in FIG. 1 comprising a front part; and,  
FIG. 10 is a reference view of the personal air purifier showing an environmental state with the personal air purifier having an added adjusting rope.  
The broken lines shown in the drawings are included for the purpose of illustrating portions of the personal air purifier that form no part of the claimed design.

**1 Claim, 10 Drawing Sheets**



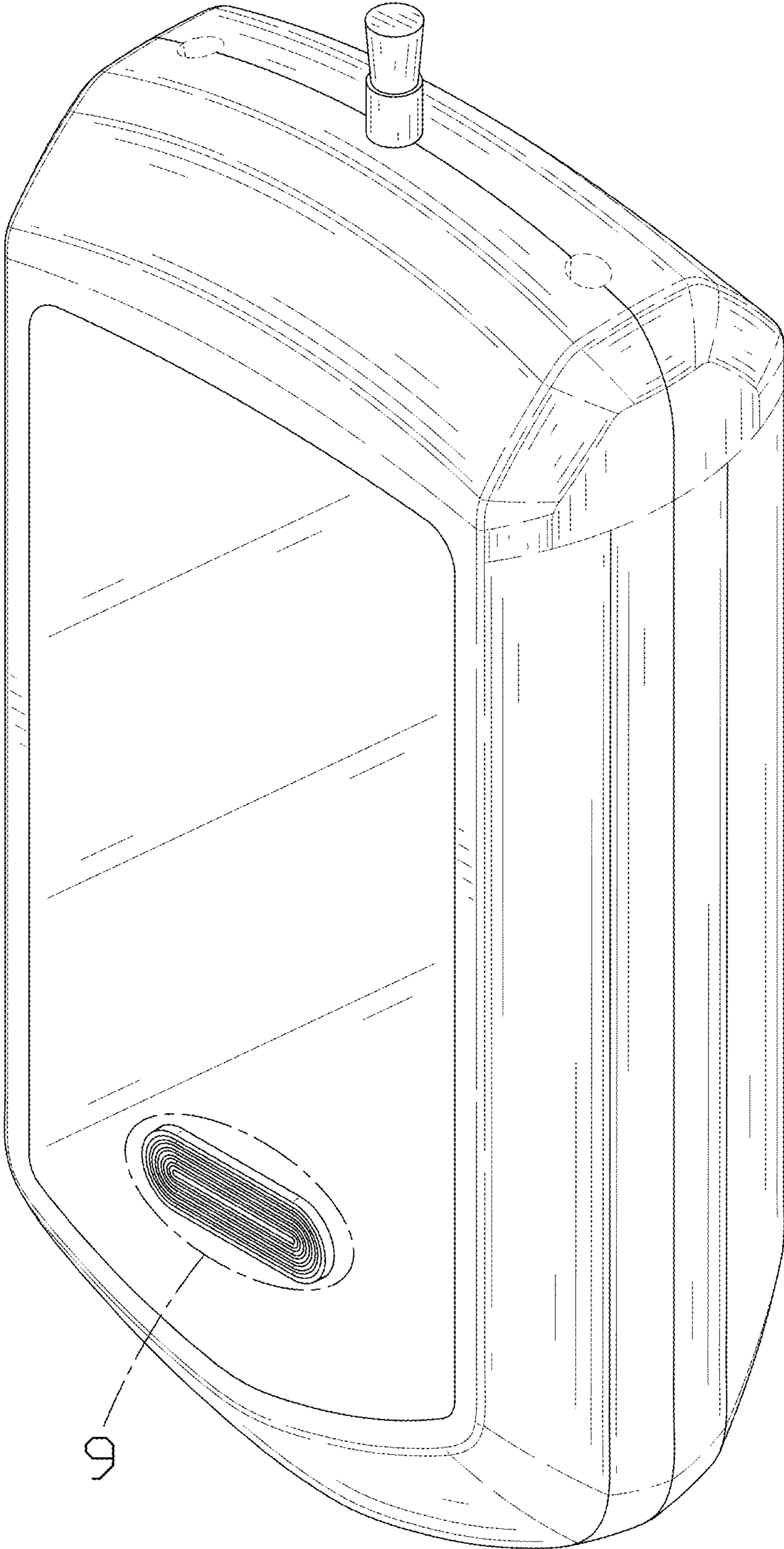


FIG. 1

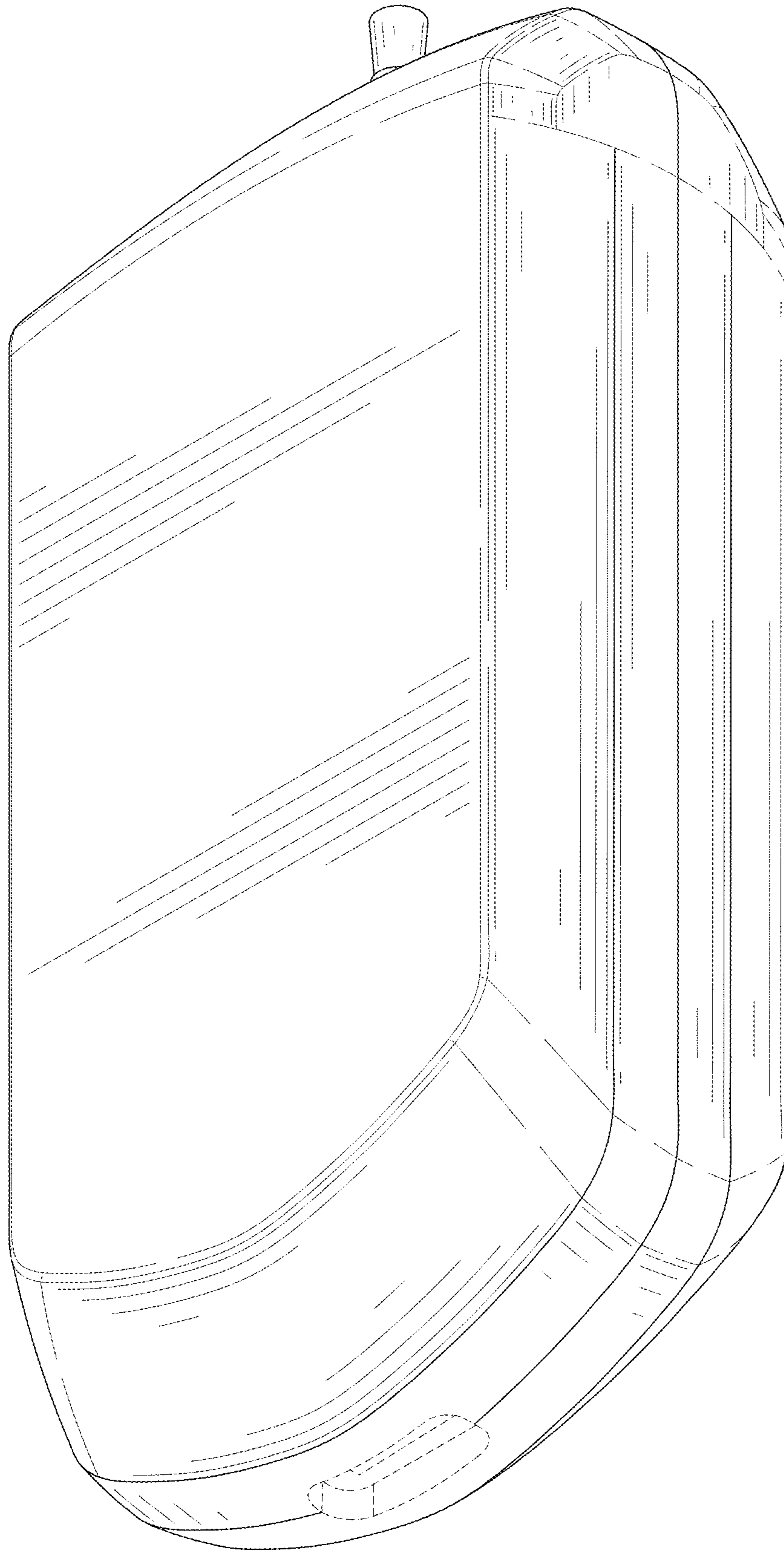


FIG. 2

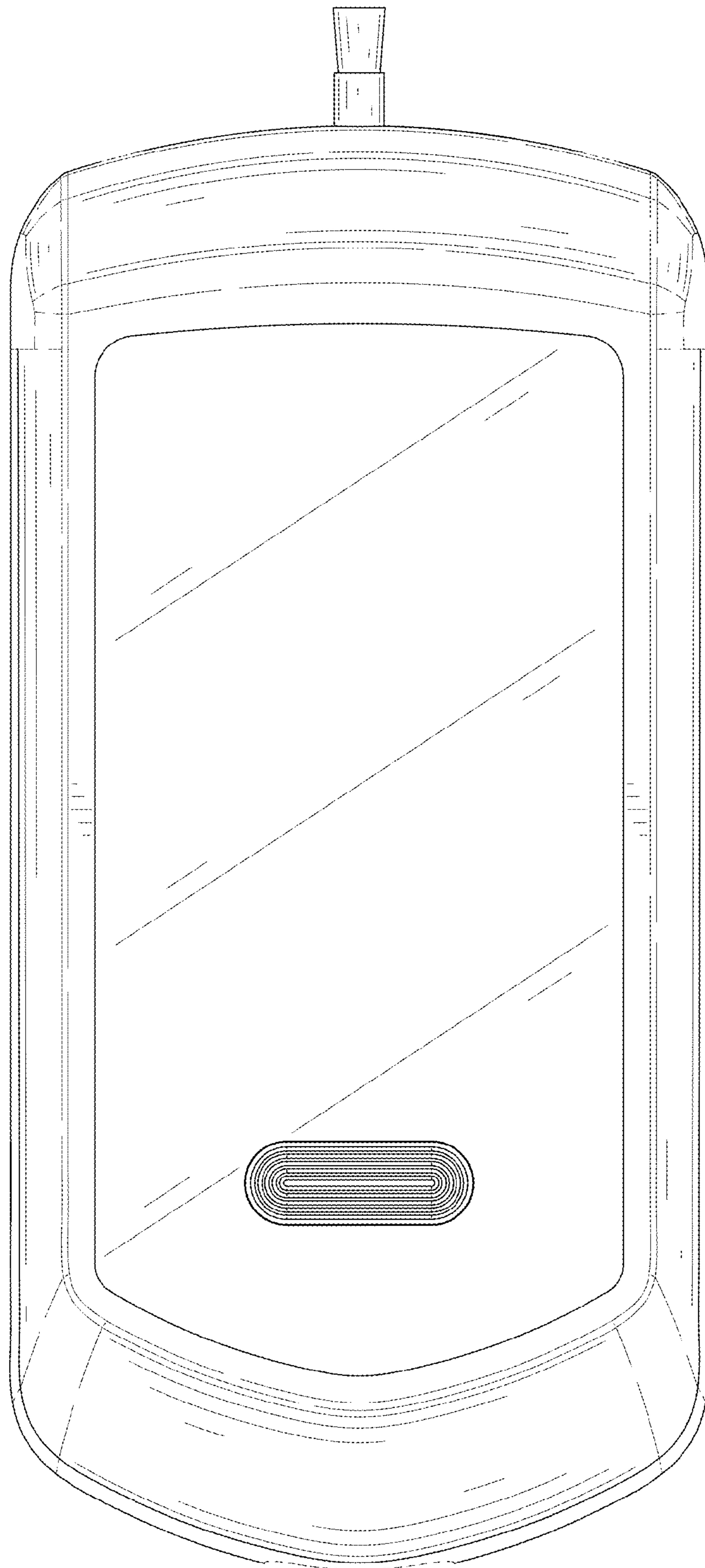


FIG. 3




FIG. 4




FIG. 5




FIG. 6

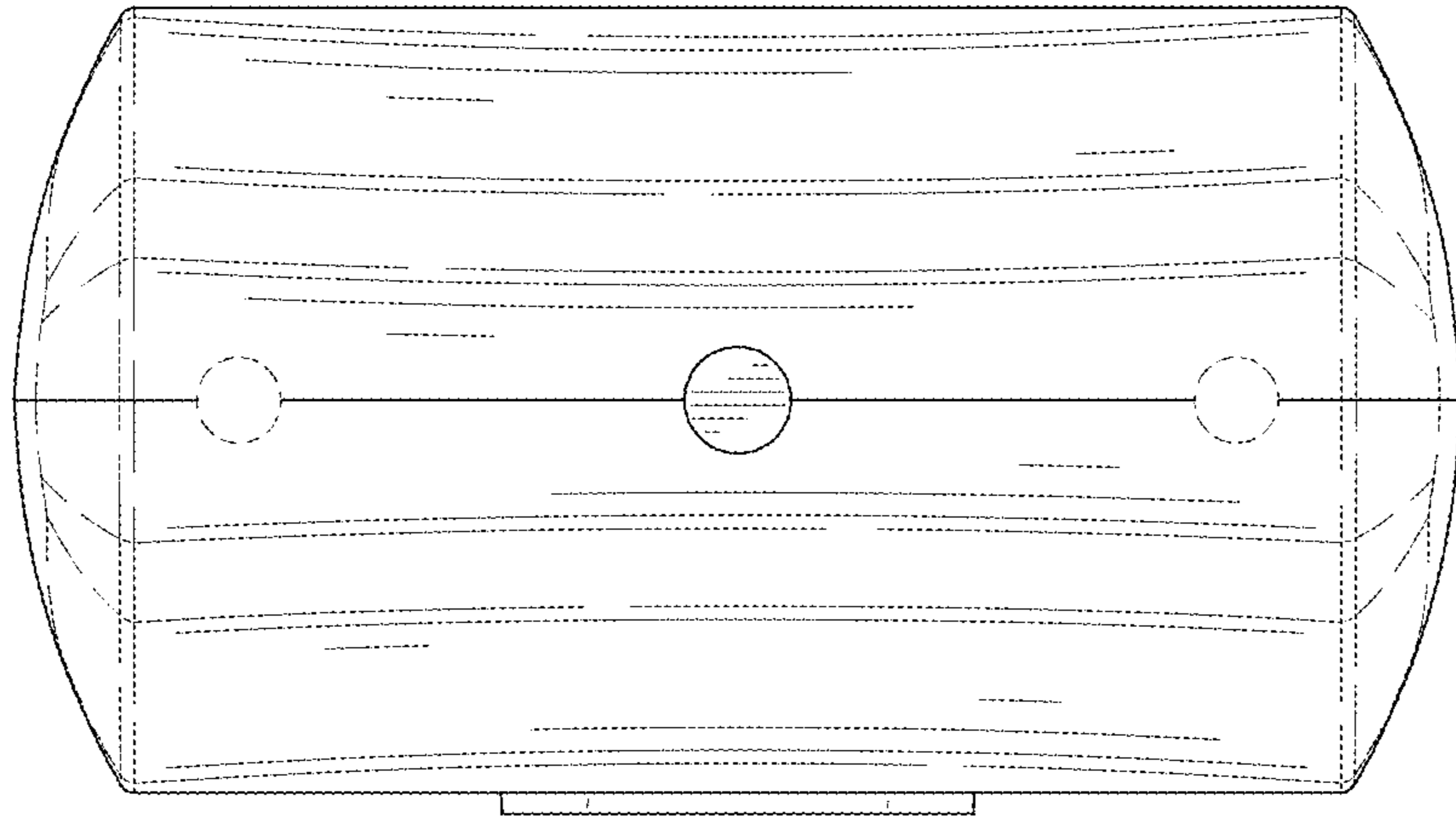


FIG. 7



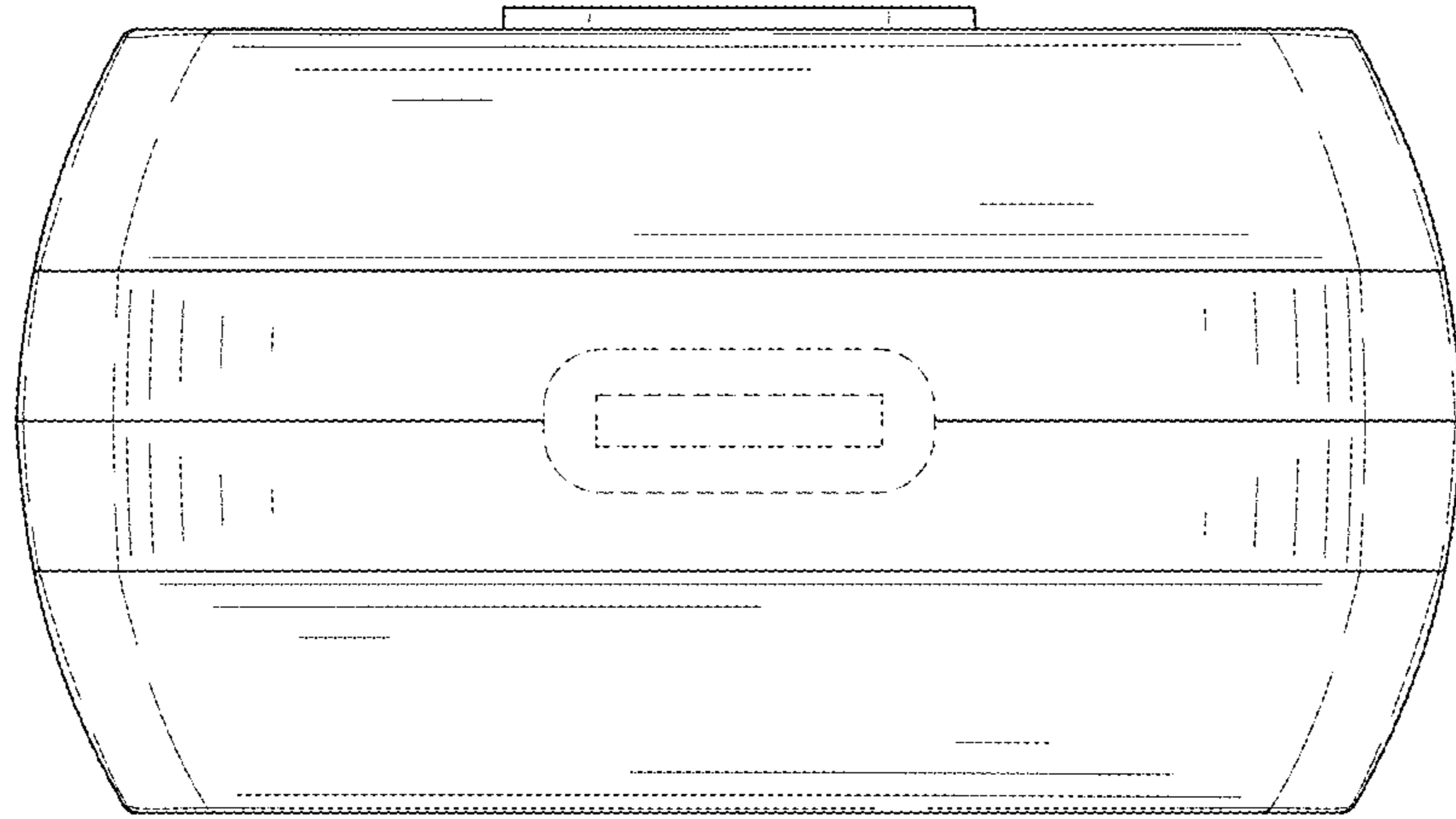


FIG. 8

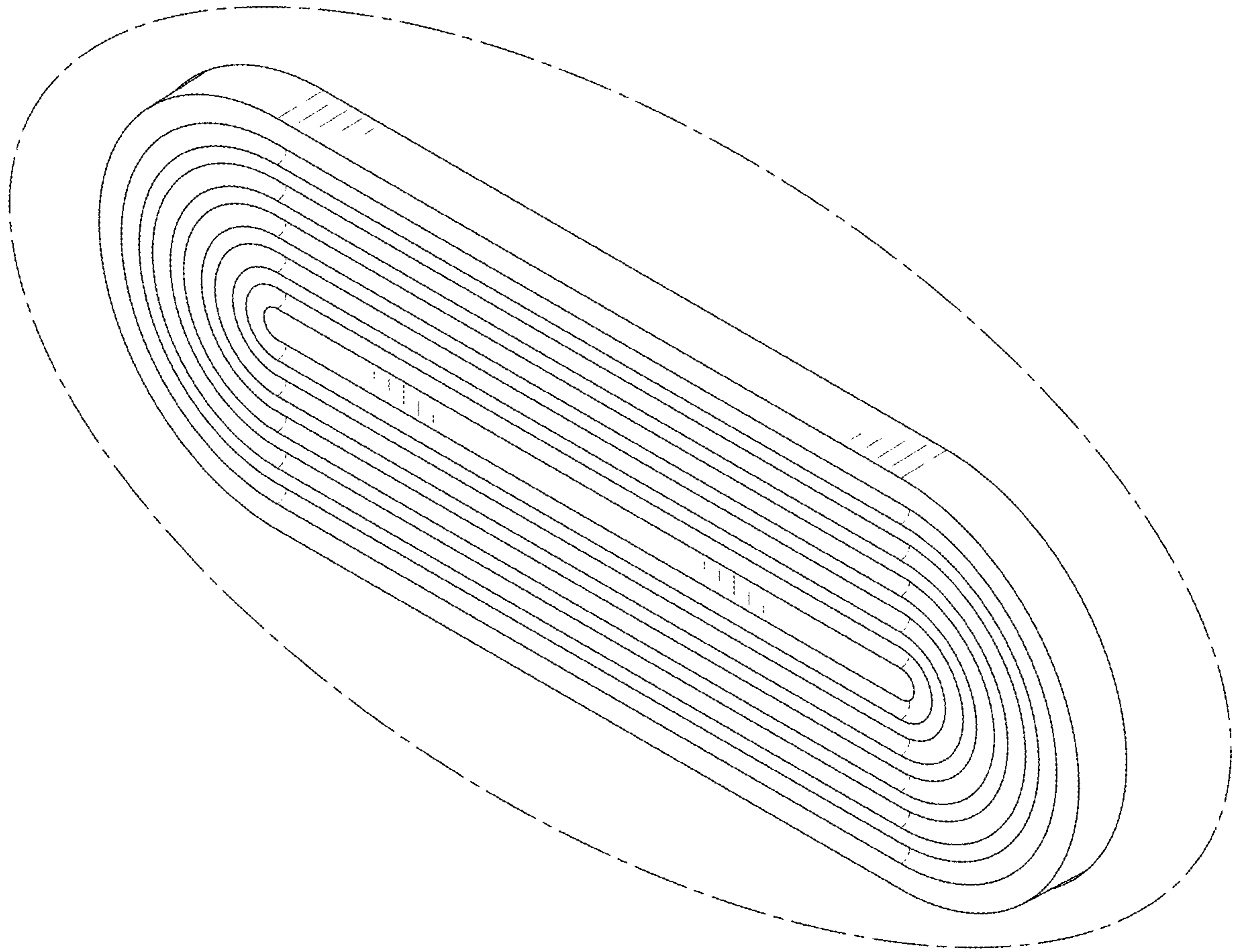


FIG. 9

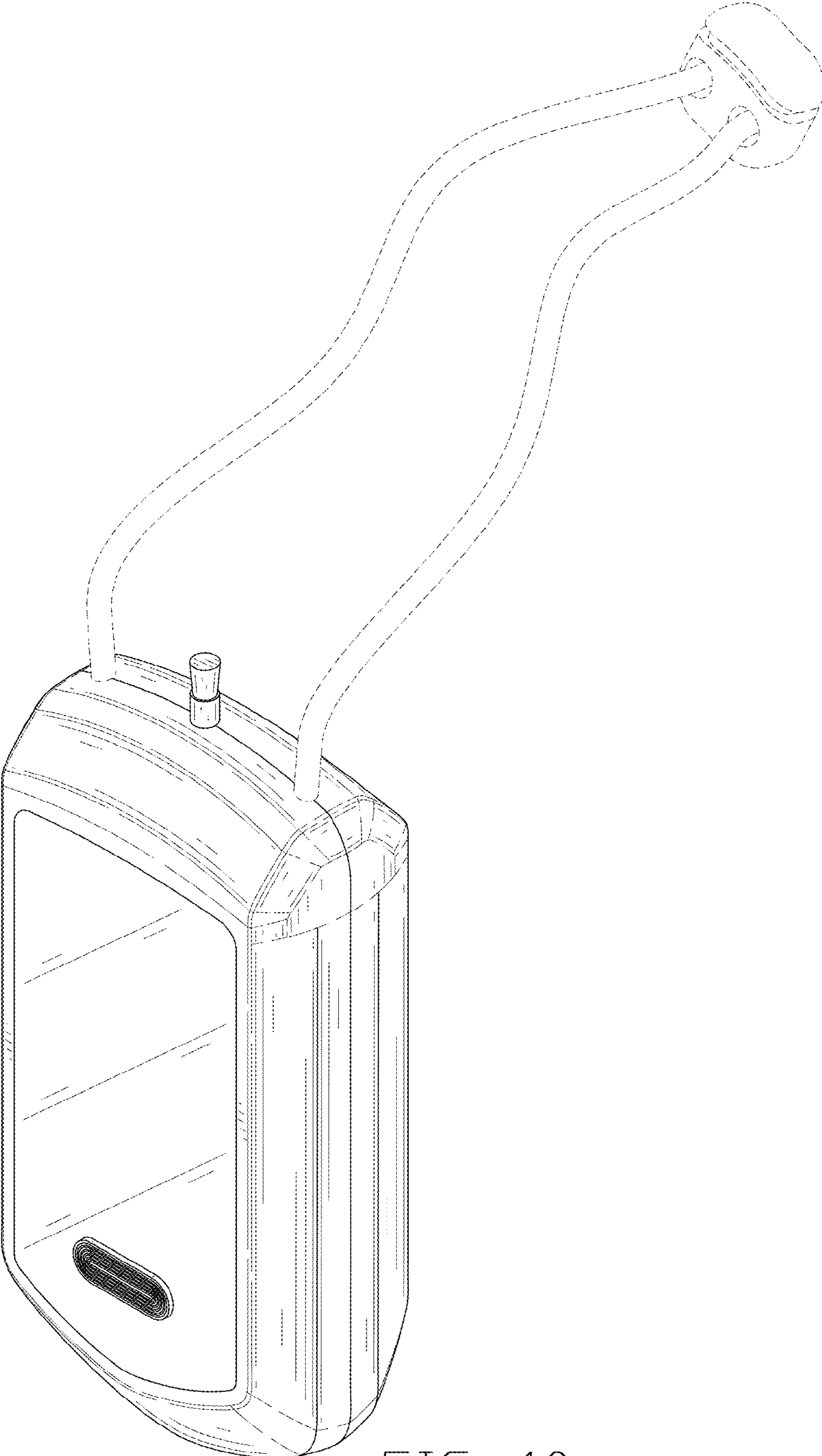


FIG. 10