



US00D964532S

(12) **United States Design Patent**  
**Zuo et al.**

(10) **Patent No.:** **US D964,532 S**

(45) **Date of Patent:** **\*\* Sep. 20, 2022**

(54) **AIR PURIFIER**

(71) Applicant: **Dongguan Jingnuo Environment Science and Technology Inc.,**  
Dongguan (CN)

(72) Inventors: **Fei Zuo,** Dongguan (CN); **Rui Chen,**  
Dongguan (CN); **Tianwen Wu,**  
Dongguan (CN)

(\*\*) Term: **15 Years**

(21) Appl. No.: **29/728,872**

(22) Filed: **Mar. 23, 2020**

(30) **Foreign Application Priority Data**

Feb. 24, 2020 (CN) ..... 202030058151.9

(51) **LOC (13) Cl.** ..... **23-04**

(52) **U.S. Cl.**  
USPC ..... **D23/364**

(58) **Field of Classification Search**  
USPC ..... D23/209, 355, 356, 358, 359, 360, 364,  
D23/365, 366, 367

CPC . A61L 9/03; A61L 9/012; A61L 9/015; A61L  
9/037; F41J 1/01

See application file for complete search history.

(56) **References Cited**

**U.S. PATENT DOCUMENTS**

D754,630 S \* 4/2016 Paterson ..... D14/204  
D755,942 S \* 5/2016 Kim ..... D23/364

|              |         |           |       |         |
|--------------|---------|-----------|-------|---------|
| D799,016 S * | 10/2017 | Su        | ..... | D23/364 |
| D835,249 S * | 12/2018 | Echeverri | ..... | D23/365 |
| D835,765 S * | 12/2018 | Chen      | ..... | D23/364 |
| D852,344 S * | 6/2019  | Hua       | ..... | D23/364 |
| D862,673 S * | 10/2019 | Tang      | ..... | D23/364 |
| D905,840 S * | 12/2020 | Cao       | ..... | D23/364 |
| D912,796 S * | 3/2021  | Huang     | ..... | D23/364 |
| D917,683 S * | 4/2021  | Xie       | ..... | D23/359 |
| D918,366 S * | 5/2021  | Li        | ..... | D23/359 |
| D918,371 S * | 5/2021  | Zeng      | ..... | D23/364 |
| D928,298 S * | 8/2021  | Zuo       | ..... | D23/364 |
| D933,798 S * | 10/2021 | Wang      | ..... | D23/364 |
| D934,837 S * | 11/2021 | Huang     | ..... | D14/214 |
| D939,071 S * | 12/2021 | Seo       | ..... | D23/364 |

\* cited by examiner

*Primary Examiner* — John A Voytek

(57) **CLAIM**

The ornamental design for an air purifier, as shown and described.

**DESCRIPTION**

FIG. 1 is a front and top perspective view of an air purifier, showing our new design;

FIG. 2 is a front elevational view thereof;

FIG. 3 is a rear elevational view thereof;

FIG. 4 is a left side elevational view thereof;

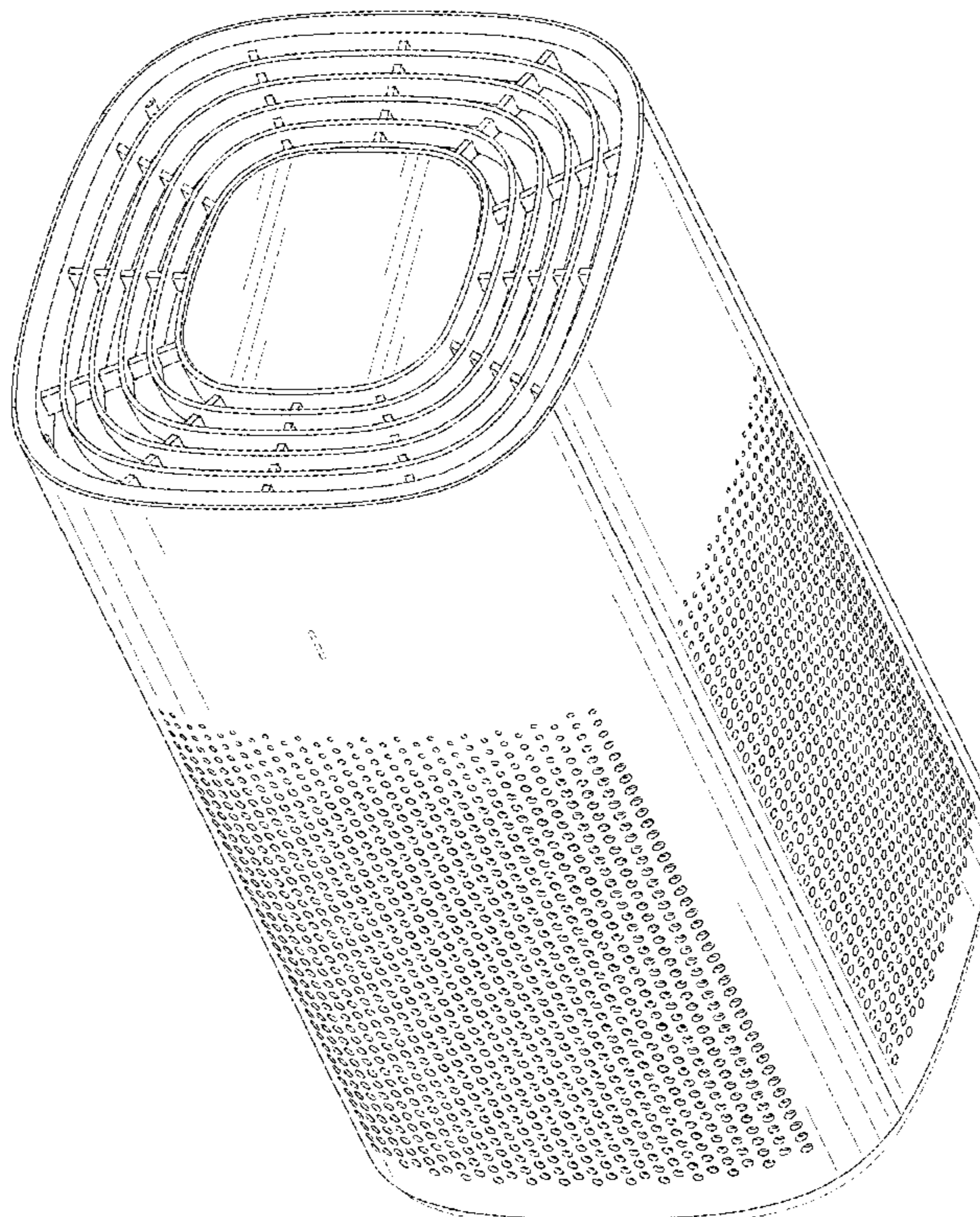
FIG. 5 is a right side elevational view thereof;

FIG. 6 is a top plan view thereof; and,

FIG. 7 is a bottom plan view thereof.

The broken lines in the figures illustrate portions of the air purifier that form no part of the claimed design.

**1 Claim, 7 Drawing Sheets**



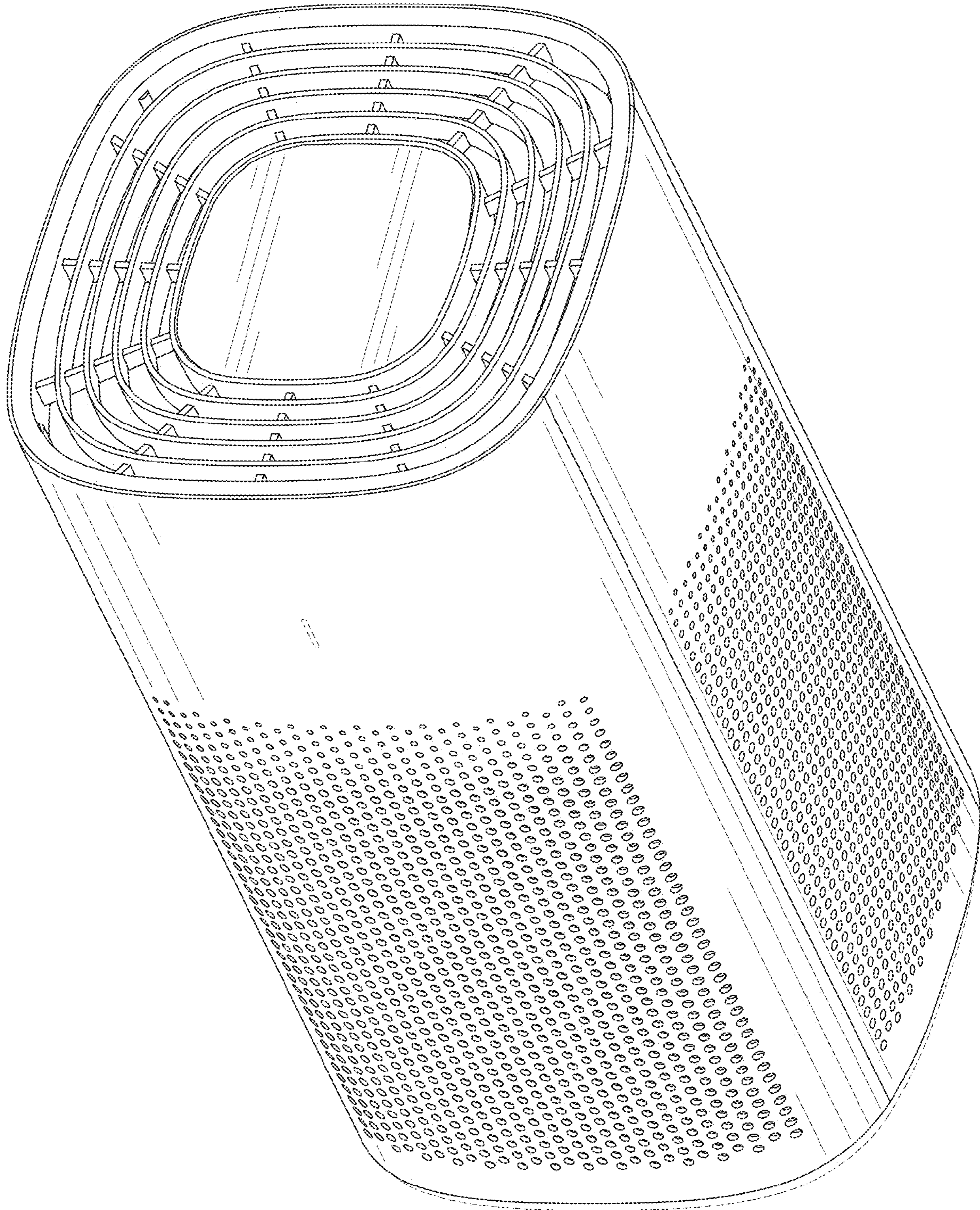


FIG. 1




FIG. 2

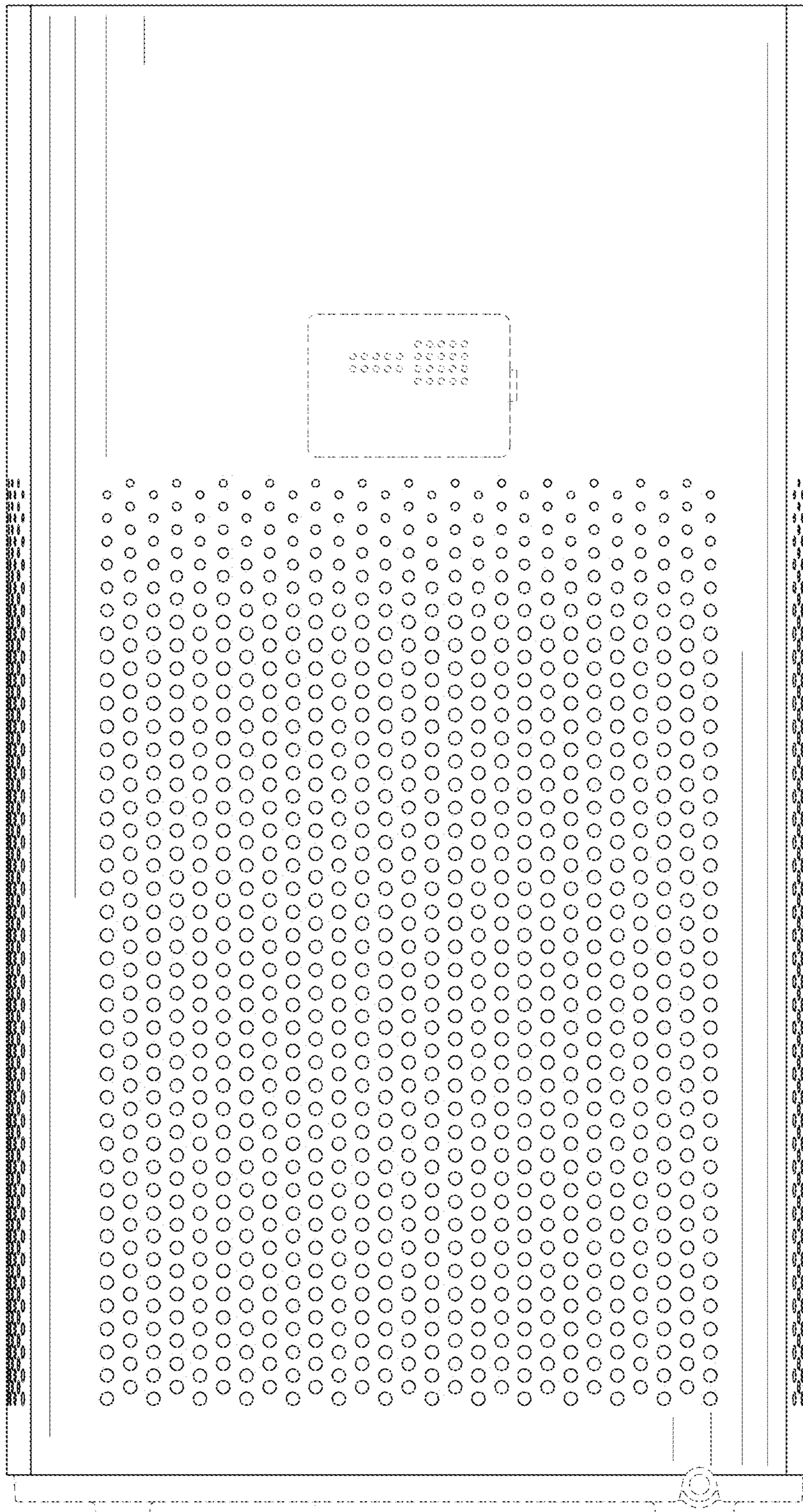


FIG. 3




FIG. 4




FIG. 5

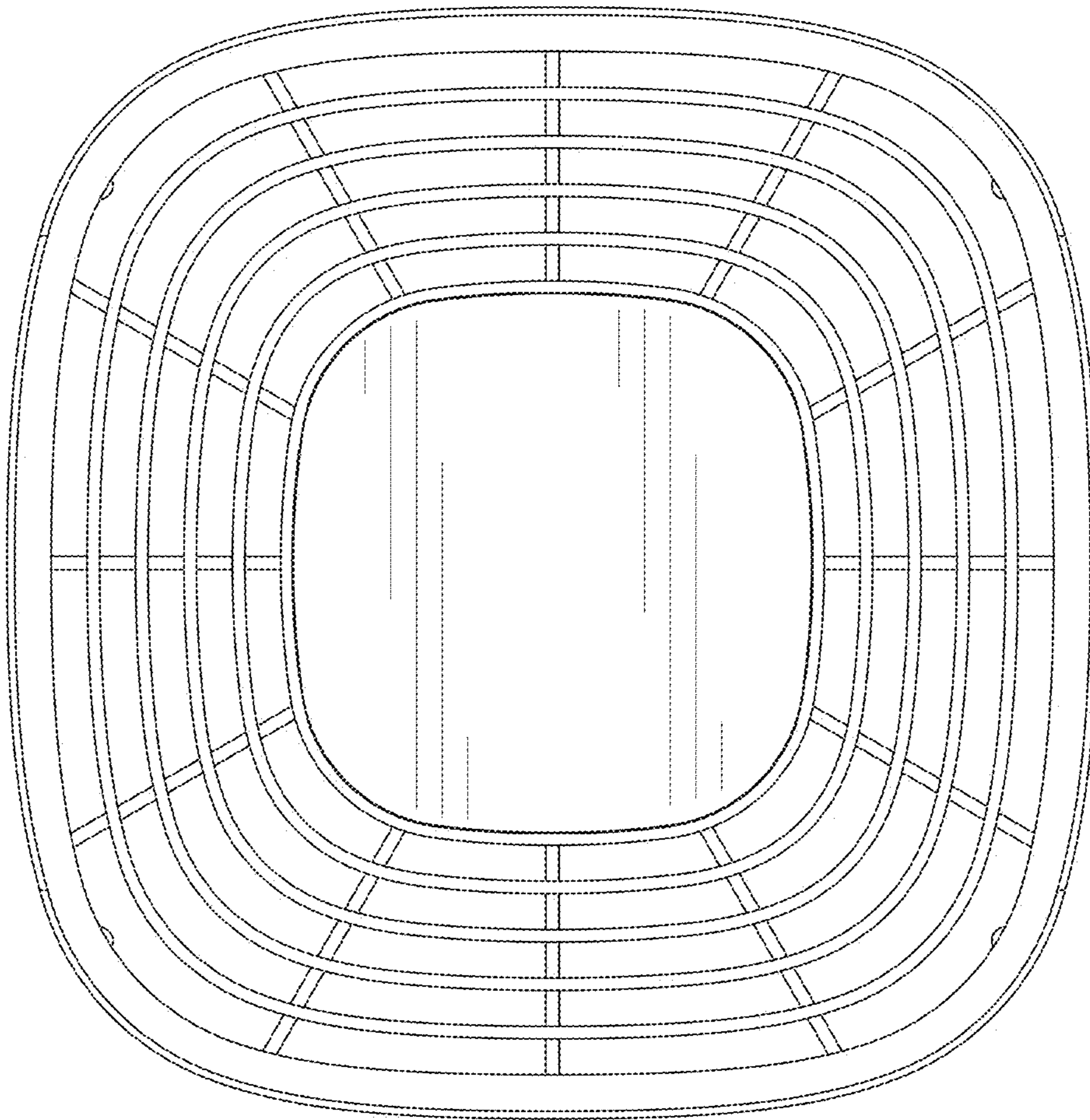


FIG. 6

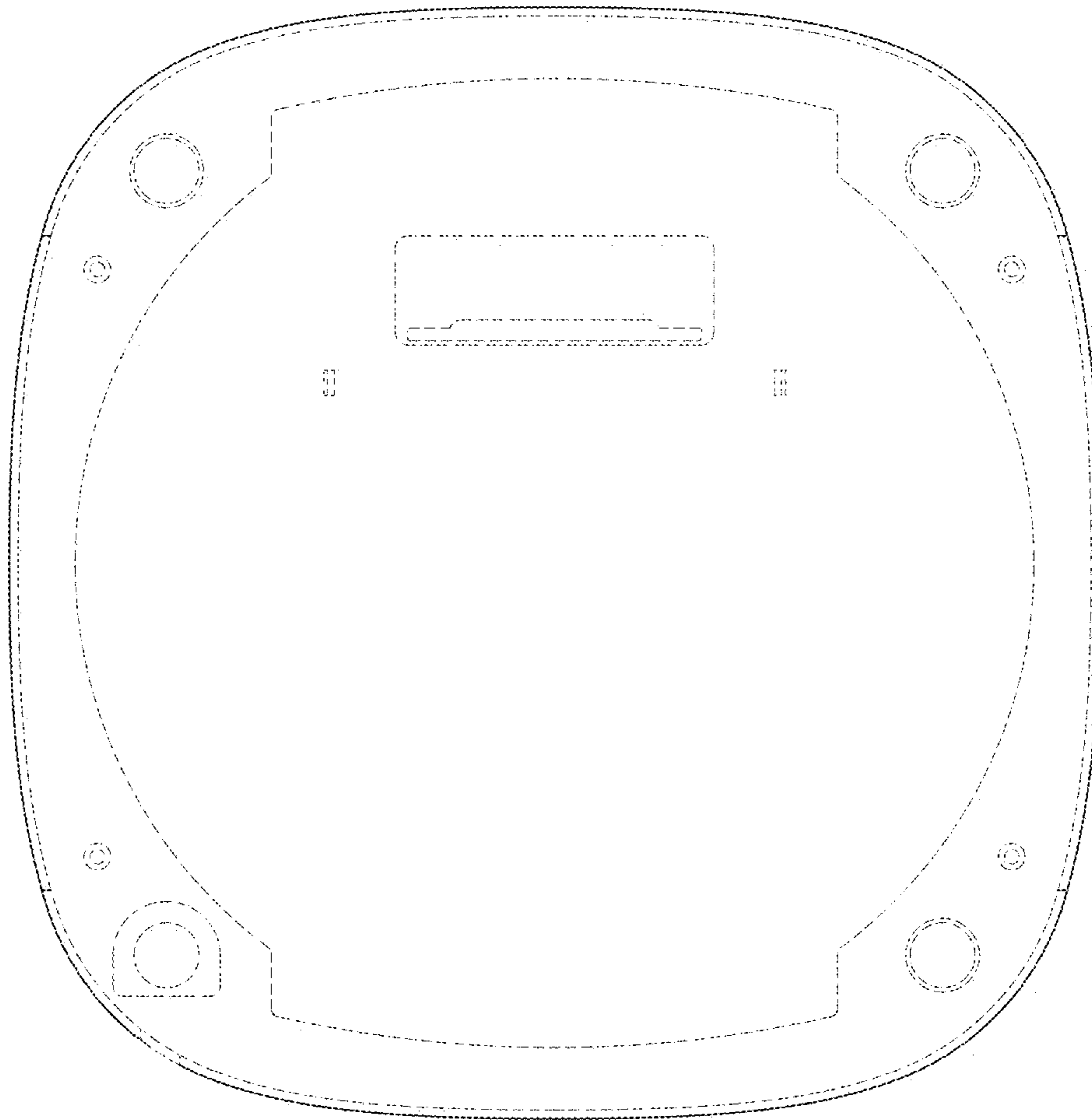


FIG. 7