

US00D964530S

(12) **United States Design Patent**
Xu

(10) **Patent No.:** **US D964,530 S**

(45) **Date of Patent:** **** Sep. 20, 2022**

(54) **MISTING FAN**

(71) Applicant: **Shenzhen Pioneer Technology co., Ltd, Shenzhen (CN)**

(72) Inventor: **Tongdi Xu, Shenzhen (CN)**

(**) Term: **15 Years**

(21) Appl. No.: **29/765,597**

(22) Filed: **Jan. 10, 2021**

(30) **Foreign Application Priority Data**

Dec. 9, 2020 (CN) 202030758458.X

(51) **LOC (13) Cl.** **23-04**

(52) **U.S. Cl.**
USPC **D23/333; D23/370**

(58) **Field of Classification Search**
USPC D23/332-337, 351, 352, 355, 356, 359,
D23/364, 366, 370, 378, 381
CPC F04D 17/04; F04D 25/10; F24F 1/037;
F24F 1/039; F24F 1/04
See application file for complete search history.

(56) **References Cited**

U.S. PATENT DOCUMENTS

D224,011 S * 6/1972 Goettl D23/351
D733,273 S * 6/2015 Jeon D23/333

D852,340 S * 6/2019 Barlettano F24F 1/02
D23/333
D889,630 S * 7/2020 Becker D23/377
D917,032 S * 4/2021 Nakagawa D23/333
RE48,619 E * 7/2021 Barlettano F24F 1/02
D23/333
D933,179 S * 10/2021 Fu D23/333
D944,370 S * 2/2022 Huang D23/333

* cited by examiner

Primary Examiner — Sharon S Oum

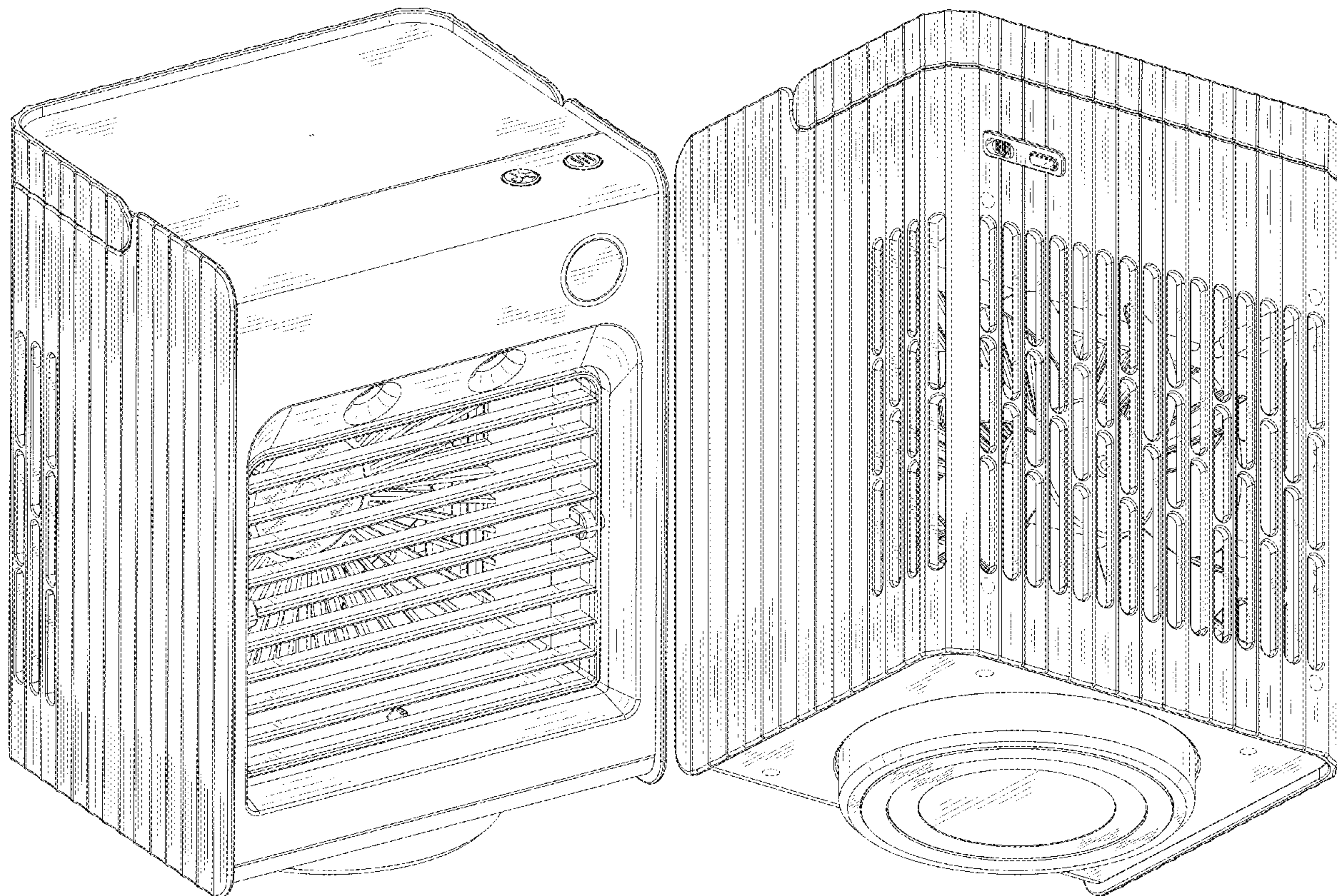
(57) **CLAIM**

The ornamental design for a misting fan, as shown and described.

DESCRIPTION

FIG. 1 is a perspective view of a misting fan showing my new design;
FIG. 2 is a front view thereof;
FIG. 3 is a rear view thereof;
FIG. 4 is a left side view thereof;
FIG. 5 is a right side view thereof;
FIG. 6 is a top plan view thereof;
FIG. 7 is a bottom plan view thereof; and,
FIG. 8 is another perspective view thereof.
The dashed or broken lines shown in the drawings depict portions of the misting fan in which the design is embodied that form no part of the claimed design.

1 Claim, 8 Drawing Sheets






FIG.1

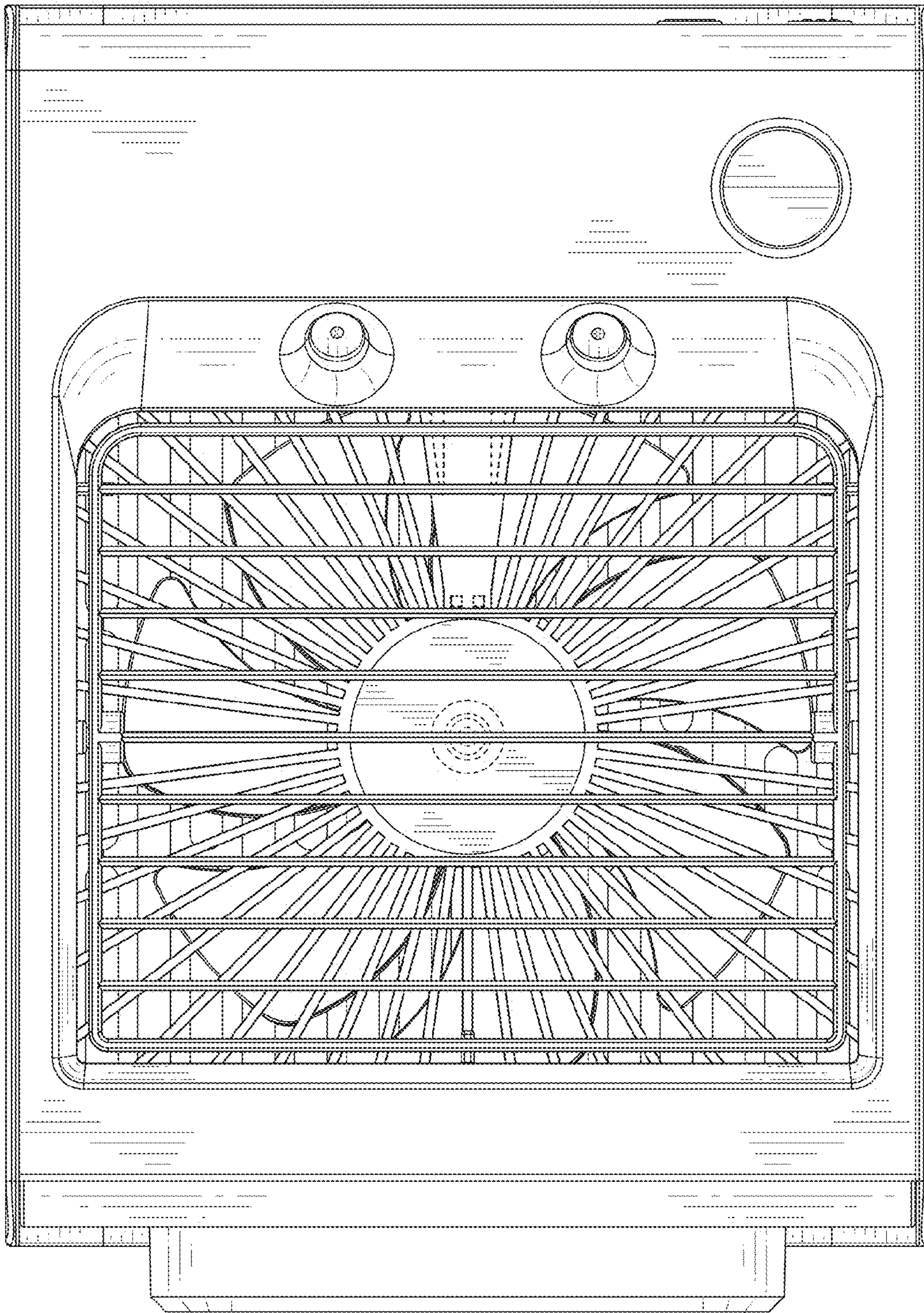


FIG.2

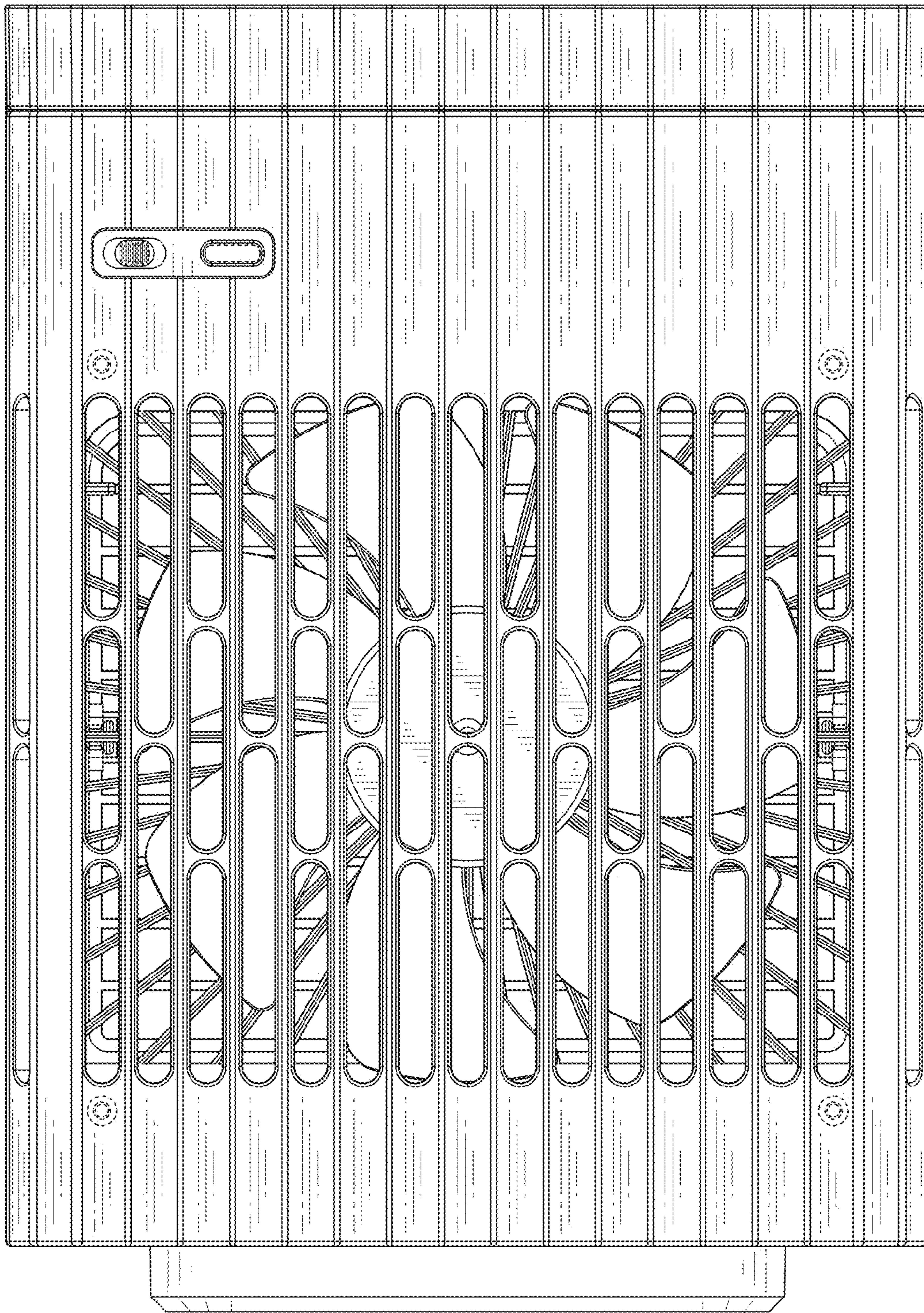


FIG.3




FIG.4




FIG.5




FIG.6

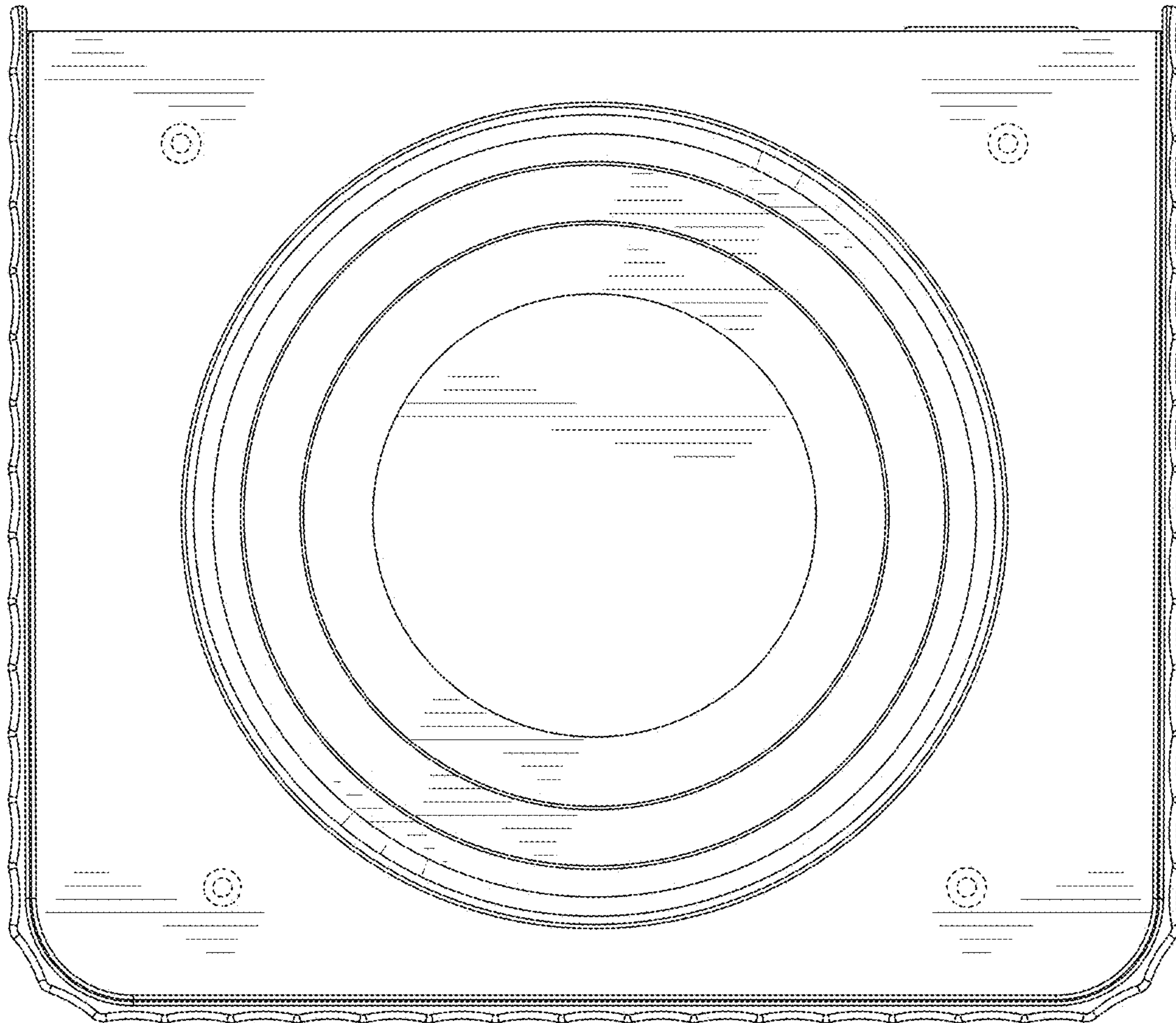


FIG.7

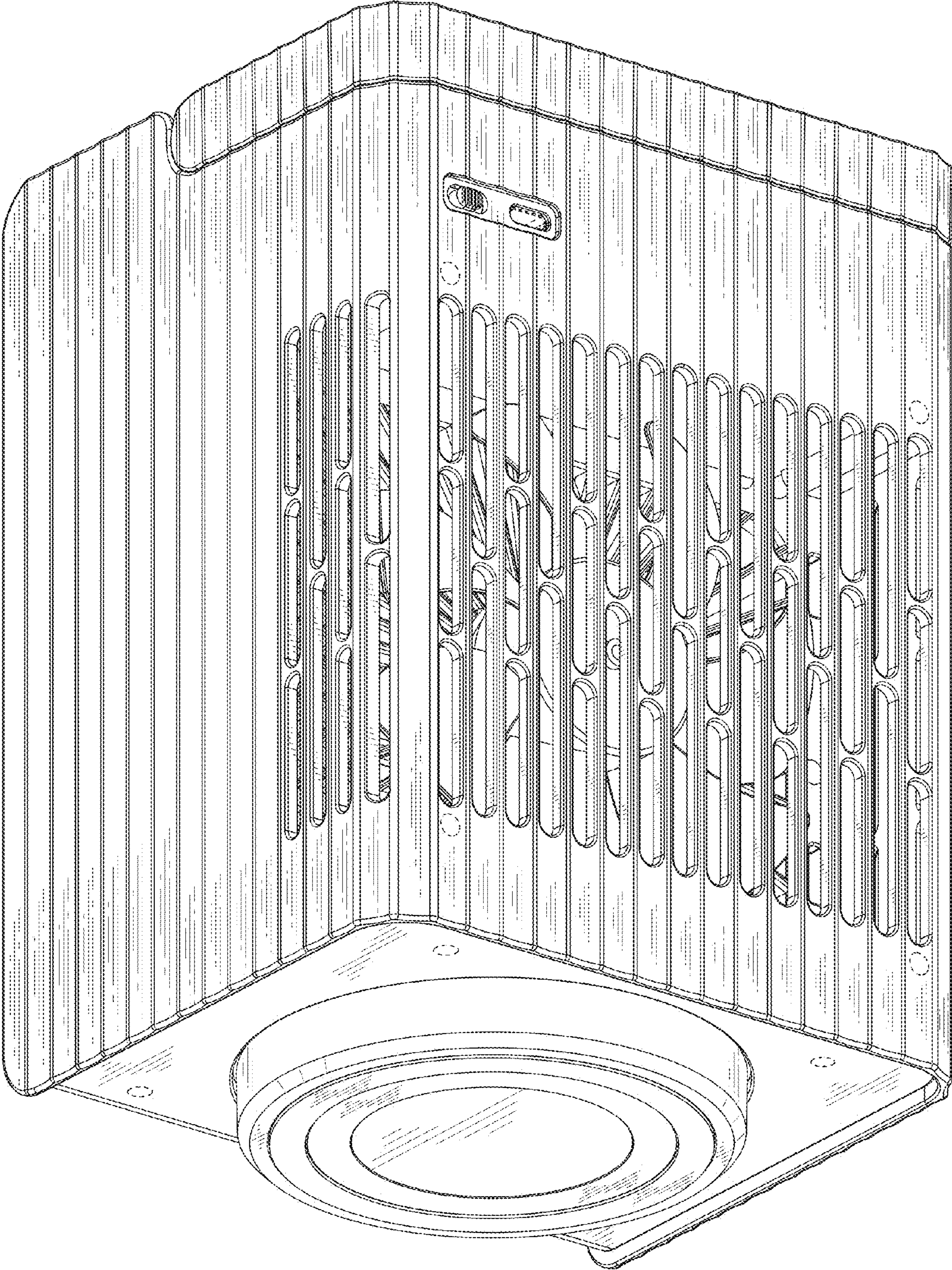


FIG.8