



US00D964521S

(12) **United States Design Patent** (10) **Patent No.:** **US D964,521 S**  
**Ye** (45) **Date of Patent:** **\*\* Sep. 20, 2022**

(54) **FAUCET**

(71) Applicant: **Saihua Ye**, Zhejiang Province (CN)

(72) Inventor: **Saihua Ye**, Zhejiang Province (CN)

(\*\*) Term: **15 Years**

(21) Appl. No.: **29/780,257**

(22) Filed: **Apr. 23, 2021**

(30) **Foreign Application Priority Data**

Dec. 24, 2020 (CN) ..... 202030797598.8

(51) **LOC (13) Cl.** ..... **23-01**

(52) **U.S. Cl.**  
USPC ..... **D23/238**

(58) **Field of Classification Search**  
USPC ..... D23/238–243, 250, 252, 254–255, 257;  
D8/307–308

See application file for complete search history.

(56) **References Cited**

**U.S. PATENT DOCUMENTS**

D304,853 S \* 11/1989 Pery ..... D23/257  
D512,483 S \* 12/2005 Painsi ..... D23/255  
D778,406 S \* 2/2017 Egli ..... D23/238  
D855,155 S \* 7/2019 Stuart ..... D23/238

**OTHER PUBLICATIONS**

Amazon: Homary 1 handle bathroom sink faucet, con't: [https://www.amazon.com/dp/B08R5N52Z9/ref=sspa\\_dk\\_detail\\_1?psc=1&pd\\_rd\\_j=B08R5N52Z9pd\\_rd\\_w=tUofB&content-id=amzn1.sym.4d0ffec-3aba-4480-8fad-c6bd8f7f6b41&pf\\_rd\\_p=4d0ffec-3aba-4480-8fad-c6bd8f7f6b41&pf\\_rd\\_r=FM62M169VTMEEP7QZEA&pd\\_rd\\_wg=UJp3R&pd\\_rd\\_r=be15d65e-b118-44f3-a784-a23120207bf4&s=hi&sp](https://www.amazon.com/dp/B08R5N52Z9/ref=sspa_dk_detail_1?psc=1&pd_rd_j=B08R5N52Z9pd_rd_w=tUofB&content-id=amzn1.sym.4d0ffec-3aba-4480-8fad-c6bd8f7f6b41&pf_rd_p=4d0ffec-3aba-4480-8fad-c6bd8f7f6b41&pf_rd_r=FM62M169VTMEEP7QZEA&pd_rd_wg=UJp3R&pd_rd_r=be15d65e-b118-44f3-a784-a23120207bf4&s=hi&sp) (Year: 2020).\*

\* cited by examiner

*Primary Examiner* — Robert A Delehanty

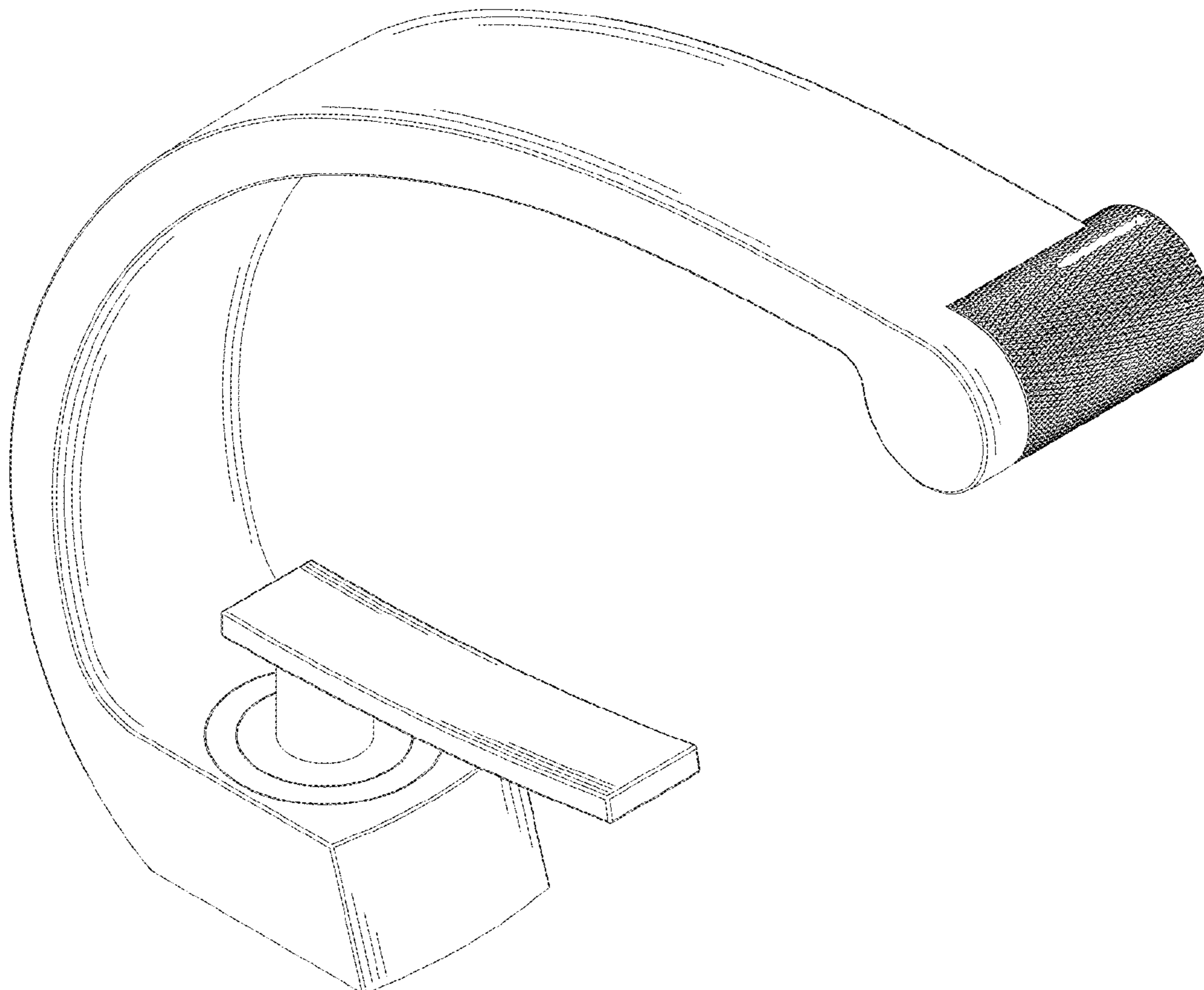
(57) **CLAIM**

The ornamental design for a faucet, as shown and described.

**DESCRIPTION**

FIG. 1 is a perspective view of a faucet showing my new design;  
FIG. 2 is a front elevational view thereof;  
FIG. 3 is a top plan view thereof;  
FIG. 4 is a left side elevational view thereof;  
FIG. 5 is a rear elevational view thereof;  
FIG. 6 is a right side view thereof; and,  
FIG. 7 is a bottom plan view thereof.

**1 Claim, 7 Drawing Sheets**



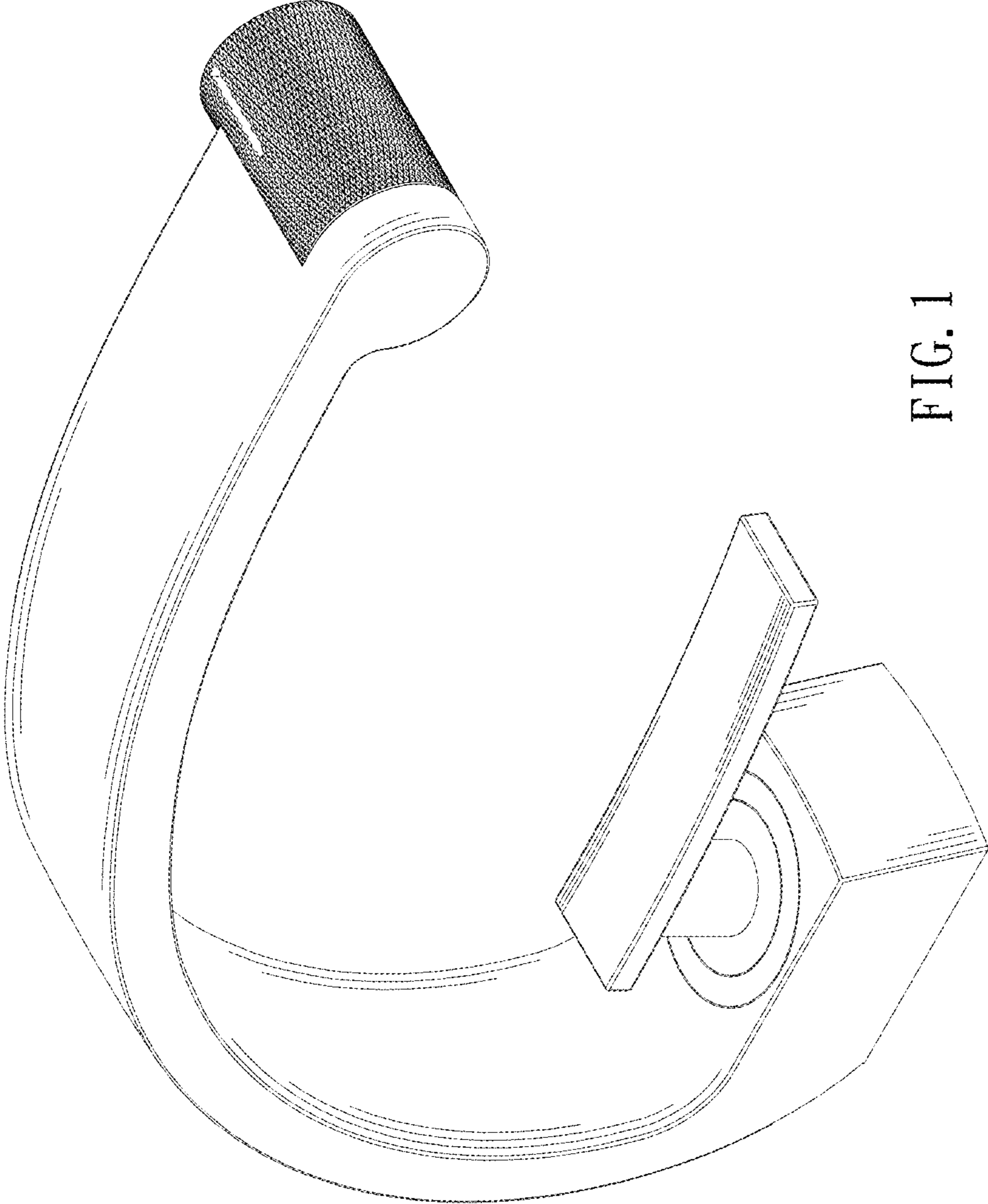


FIG. 1

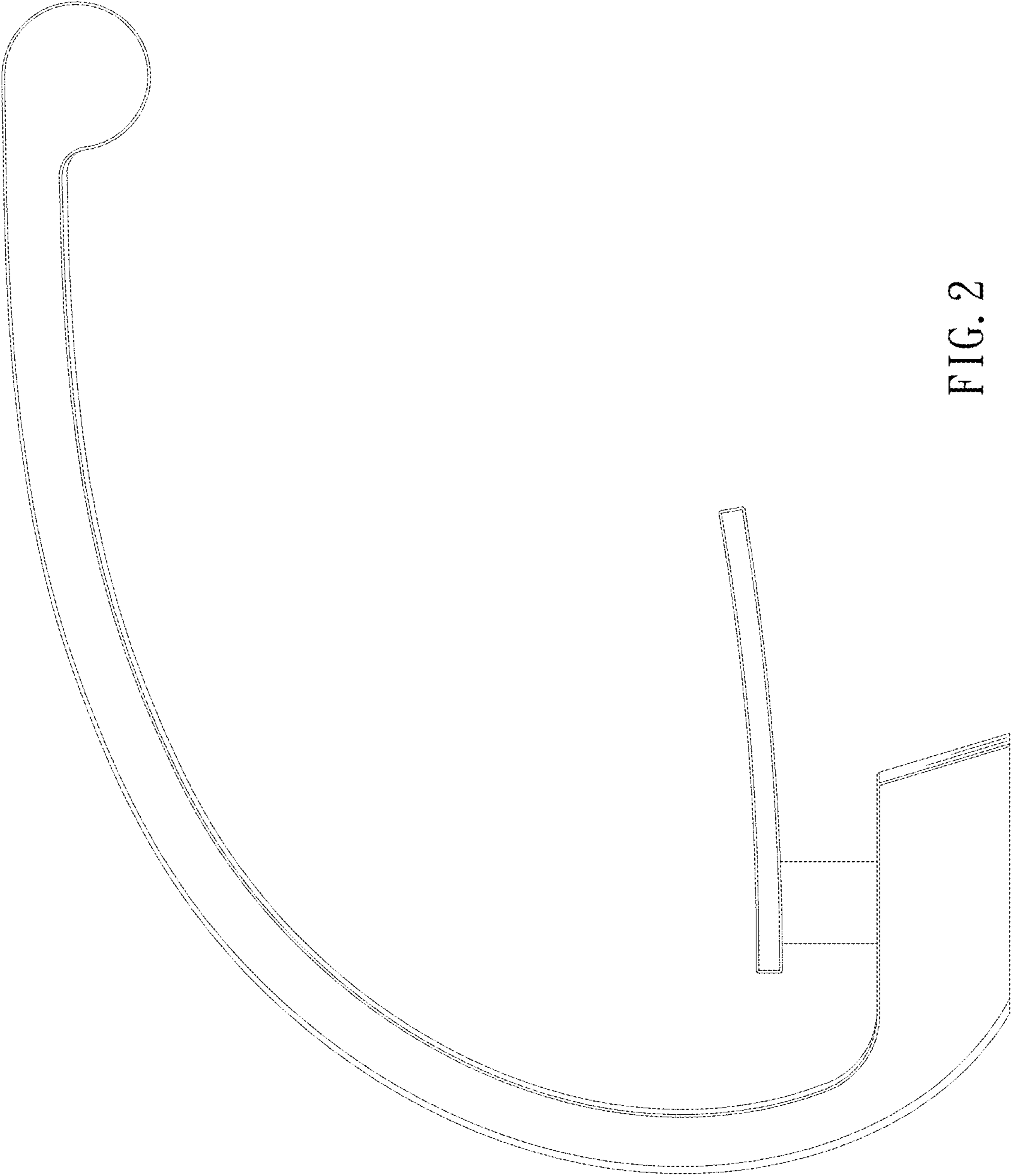


FIG. 2




FIG. 3

FIG. 4



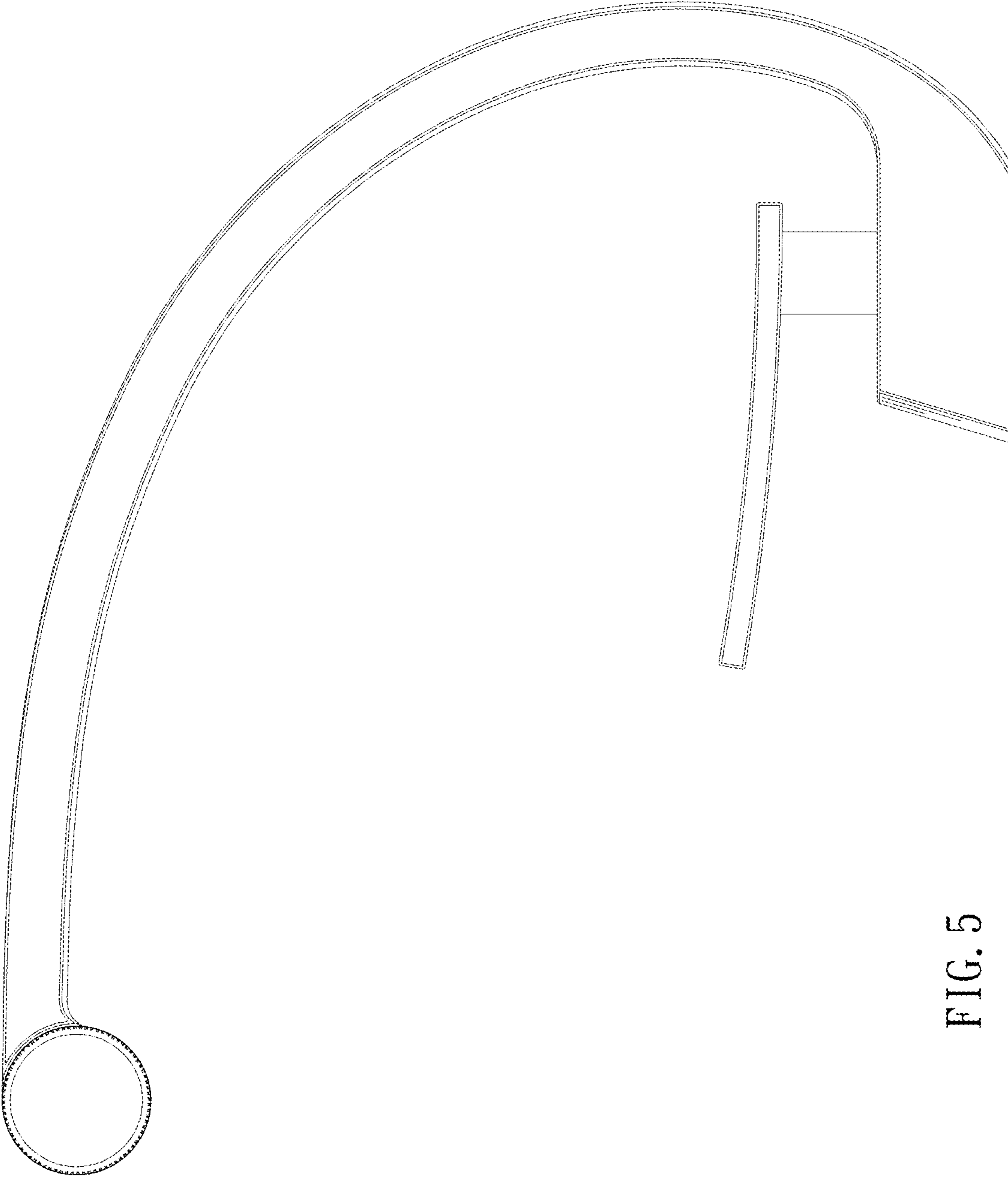


FIG. 5



FIG. 6

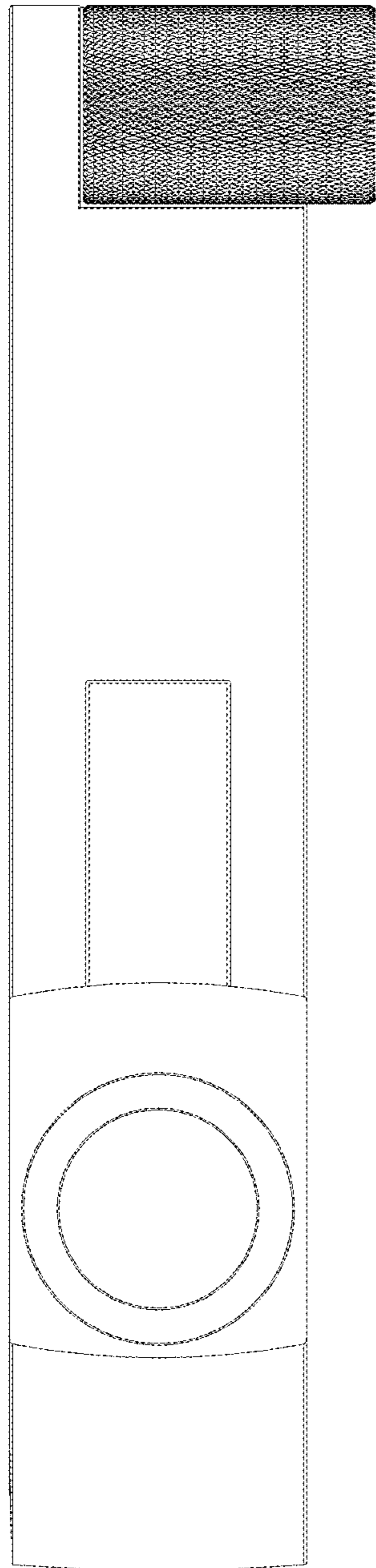


FIG. 7