



US00D964446S

(12) **United States Design Patent** (10) **Patent No.:** **US D964,446 S**
Lee (45) **Date of Patent:** **** Sep. 20, 2022**

(54) **SERVICE ROBOT**
(71) Applicant: **Samsung Electronics Co., Ltd.**,
Gyeonggi-do (KR)
(72) Inventor: **Hongkue Lee**, Gyeonggi-do (KR)
(73) Assignee: **SAMSUNG ELECTRONICS CO., LTD.**,
Gyeonggi-Do (KR)
(**) Term: **15 Years**
(21) Appl. No.: **29/770,282**

D799,575 S * 10/2017 Tang D15/199
D802,040 S * 11/2017 Canoso D15/199
9,854,203 B2 * 12/2017 Benetti A61G 5/04
D809,040 S * 1/2018 Webb, II D15/199
D810,167 S * 2/2018 Yang D15/199
D810,168 S * 2/2018 Shi D16/202
D810,800 S * 2/2018 Wang D15/199
D813,281 S * 3/2018 Kittmann D15/199
D817,375 S * 5/2018 Deyle D15/199
D819,106 S * 5/2018 Elmieh D16/202
D819,712 S * 6/2018 Gee D15/199
D822,736 S * 7/2018 Kato D15/199
D824,442 S * 7/2018 Du D15/199
D826,302 S * 8/2018 Tsukamoto D15/199

(Continued)

(22) Filed: **Feb. 10, 2021**

FOREIGN PATENT DOCUMENTS

(30) **Foreign Application Priority Data**
Nov. 26, 2020 (KR) 30-2020-0057606

EM 004672186-0001 1/2018
KR 30-0488809 4/2008

(Continued)

(51) **LOC (13) Cl.** **15-99**
(52) **U.S. Cl.**
USPC **D15/199**
(58) **Field of Classification Search**
USPC D15/199; D21/578-583, 621, 622;
D32/21; D34/34
CPC B25J 5/007; B25J 11/008; B60B 19/006;
B62D 57/024; Y10S 901/01
See application file for complete search history.

Primary Examiner — Patricia A Palasik
(74) *Attorney, Agent, or Firm* — Cantor Colburn LLP

(57) **CLAIM**

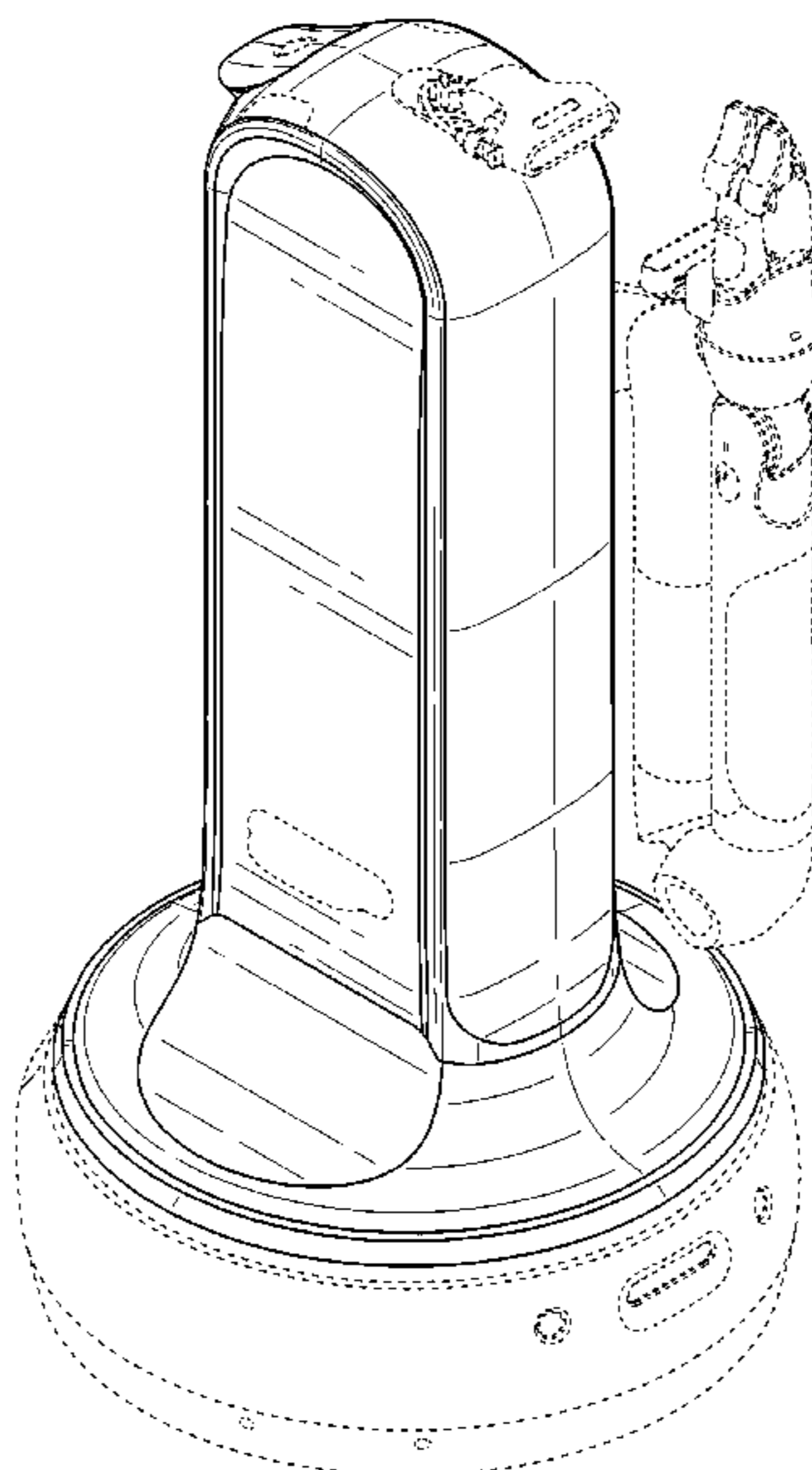
The ornamental design for a service robot, as shown and described.

DESCRIPTION

(56) **References Cited**
U.S. PATENT DOCUMENTS
D566,350 S * 4/2008 Leasure D32/21
D579,474 S * 10/2008 Yoo D16/203
D609,732 S * 2/2010 Frank D16/203
D672,408 S * 12/2012 Ohler D15/199
D688,711 S * 8/2013 Moretto D15/10
D708,654 S * 7/2014 Tani D16/203
D728,654 S * 5/2015 Lee D16/202
D735,258 S * 7/2015 Jang D15/199
D753,204 S * 4/2016 Luo D16/202
D760,673 S * 7/2016 Chalabi D14/125

FIG. 1 is a front perspective view of a service robot, showing my new design;
FIG. 2 is a front view thereof;
FIG. 3 is a rear view thereof;
FIG. 4 is a left-side view thereof;
FIG. 5 is a right-side view thereof;
FIG. 6 is a top view thereof; and,
FIG. 7 is a bottom view thereof.
The broken lines depicting portions of the service robot form no part of the claimed design.

1 Claim, 7 Drawing Sheets



(56)

References Cited

U.S. PATENT DOCUMENTS

D840,452 S *	2/2019	Yoo	B25J 11/009 D15/199
D869,533 S *	12/2019	Kim	A63H 11/00 D15/199
D881,249 S *	4/2020	Kim	D15/199
D916,161 S *	4/2021	Michaelian	D15/199
D920,411 S *	5/2021	Zheng	D15/199
D931,921 S *	9/2021	Haddadin	D15/199
D941,380 S *	1/2022	Koshiishi	D15/199
2015/0081338 A1*	3/2015	Lai	G16H 40/67 705/2
2015/0224640 A1*	8/2015	Vu	G06N 3/008 901/1
2016/0229058 A1*	8/2016	Pinter	G06Q 50/22
2016/0330402 A1*	11/2016	Benetti	A61H 3/04

FOREIGN PATENT DOCUMENTS

KR	30-0666748	10/2012
KR	30-0910524	6/2017
WO	DM/097334	8/2017

* cited by examiner

FIG. 1

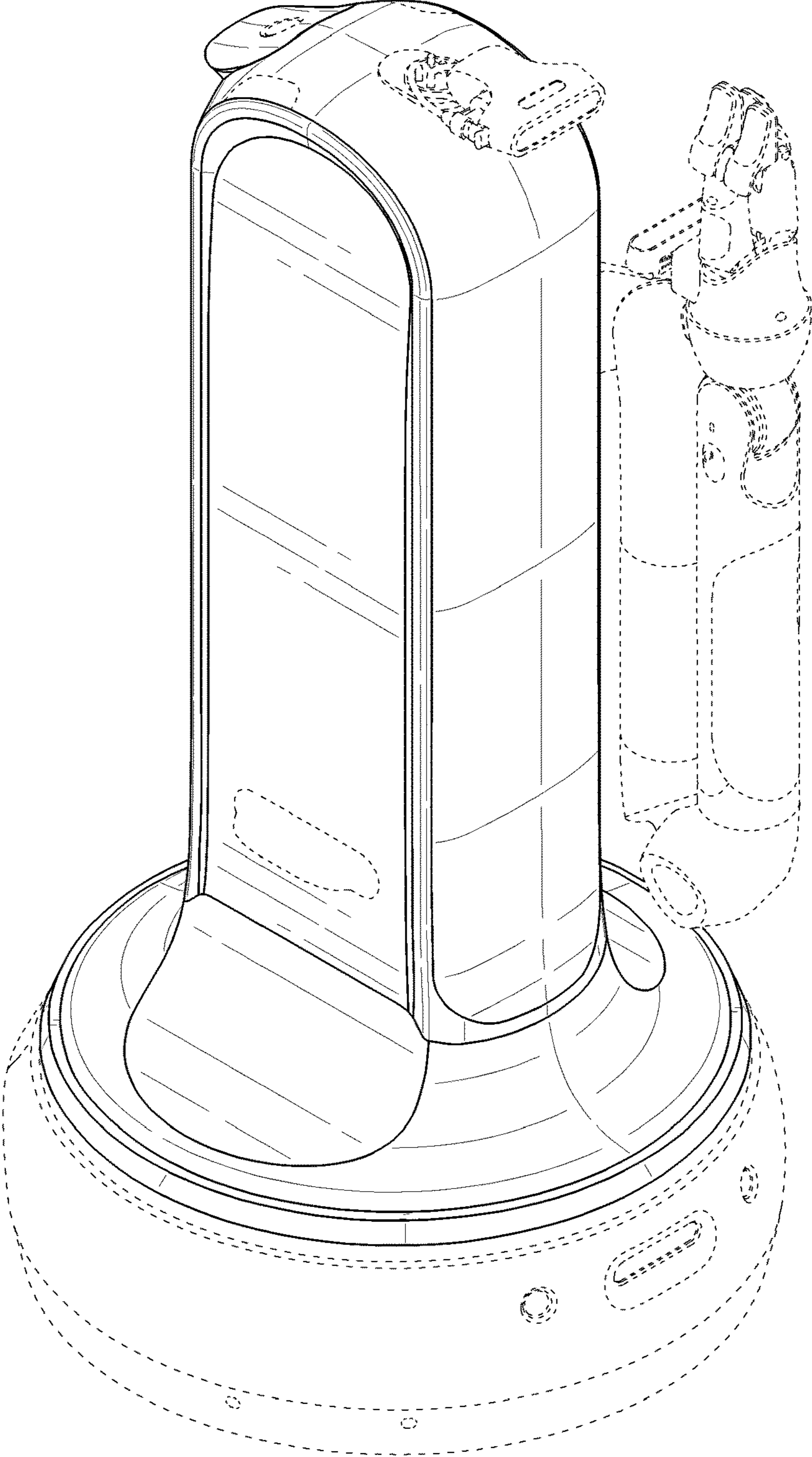


FIG. 2

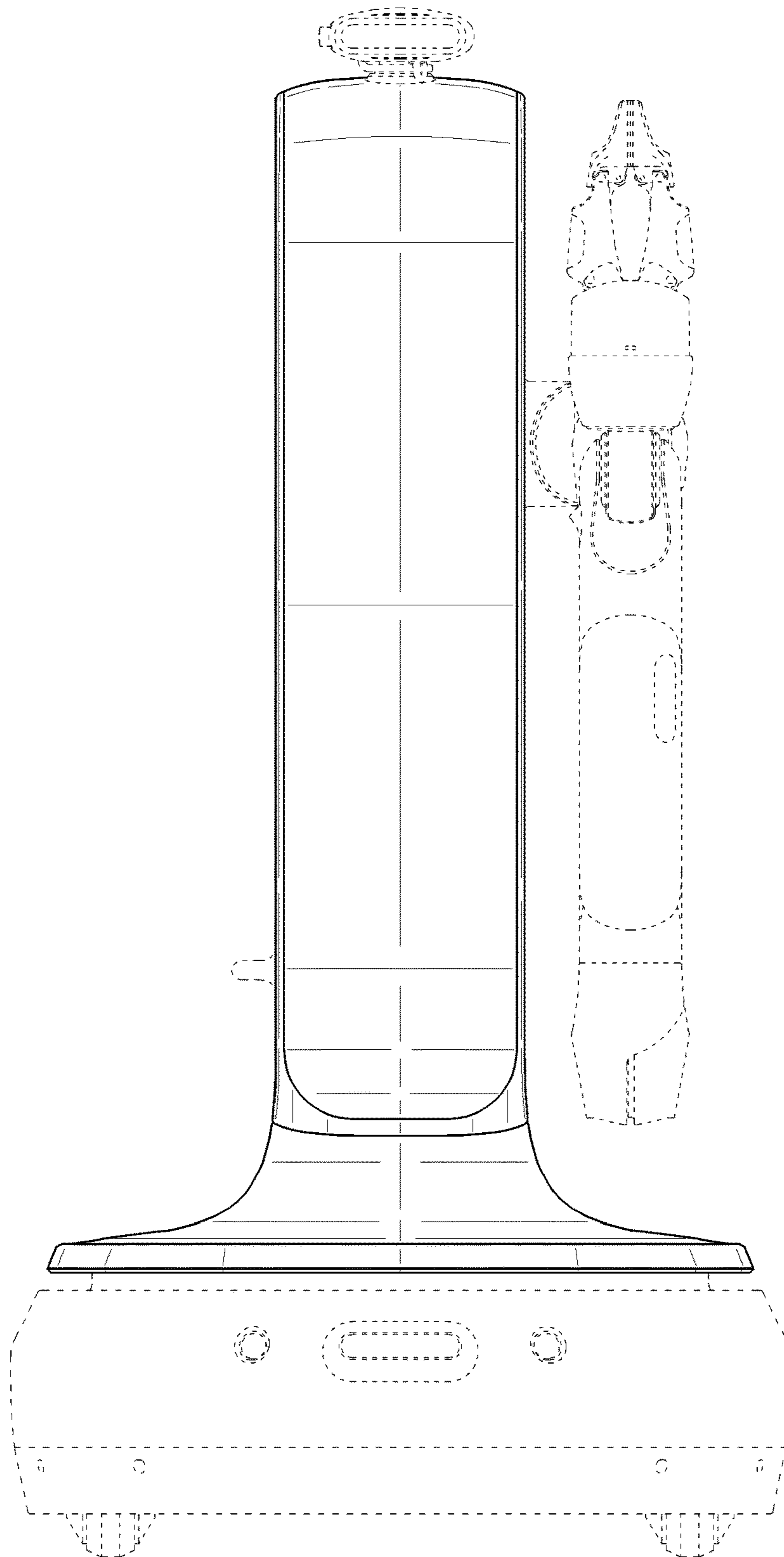


FIG. 3

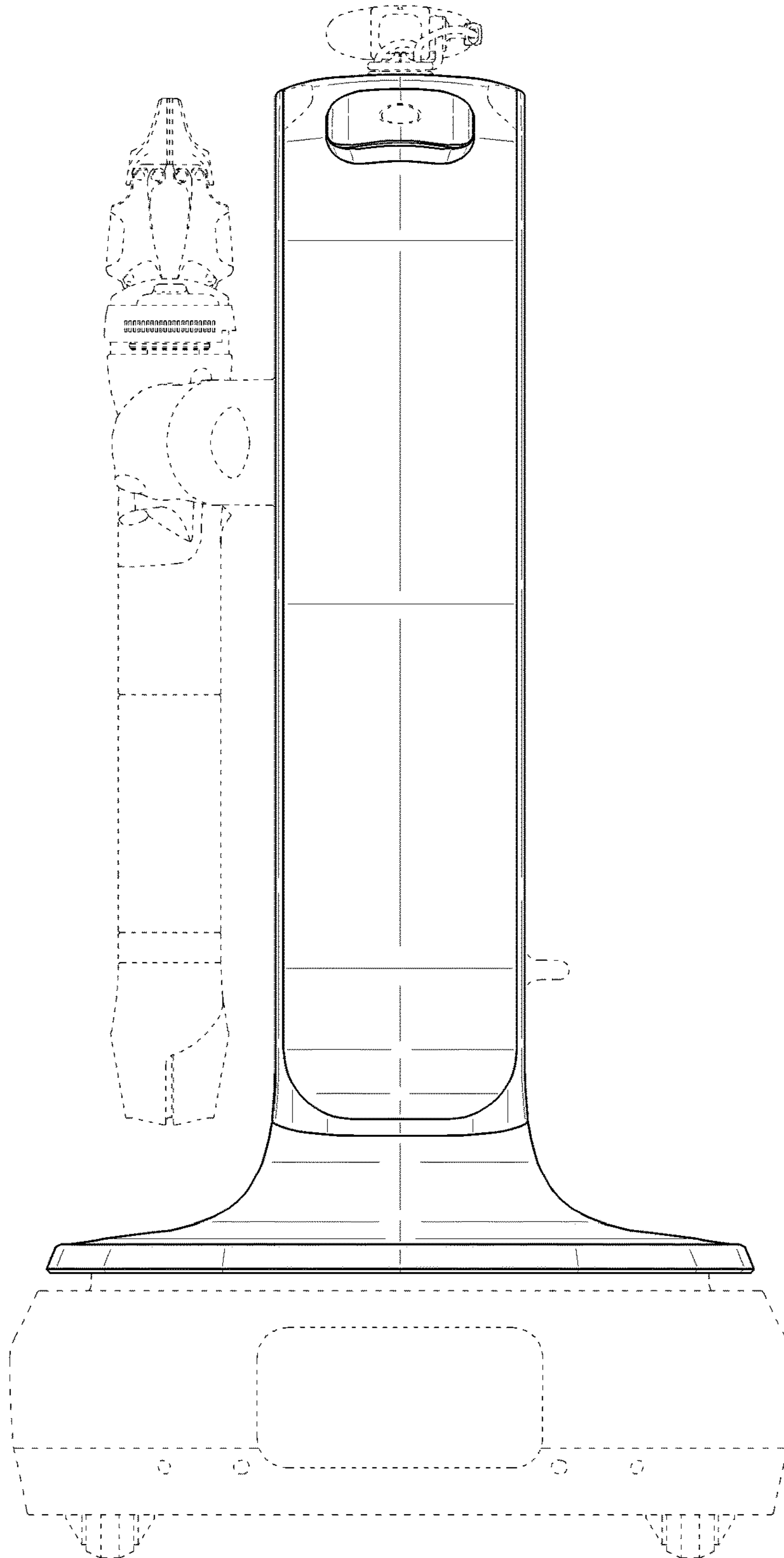


FIG. 4

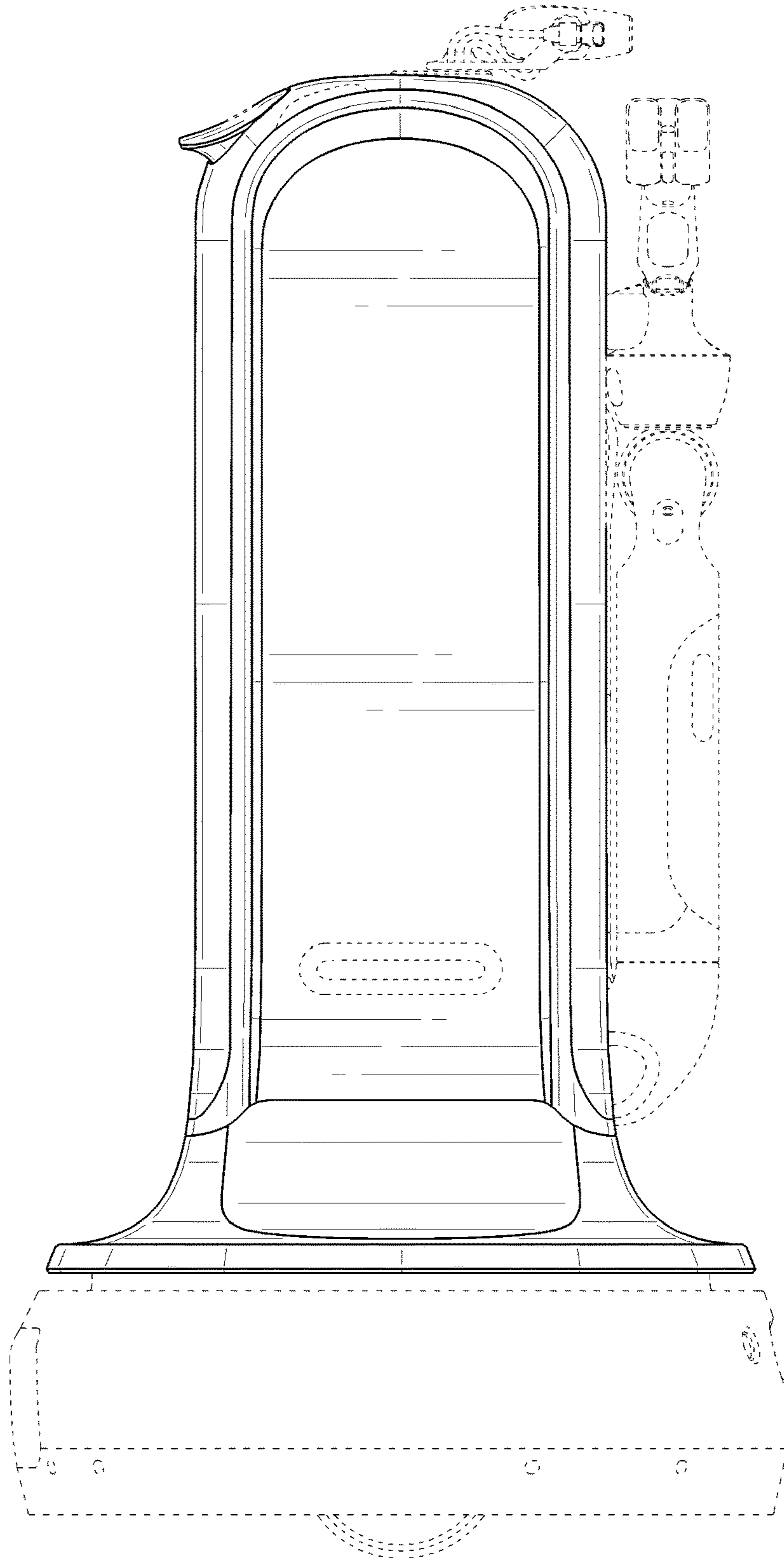


FIG. 5

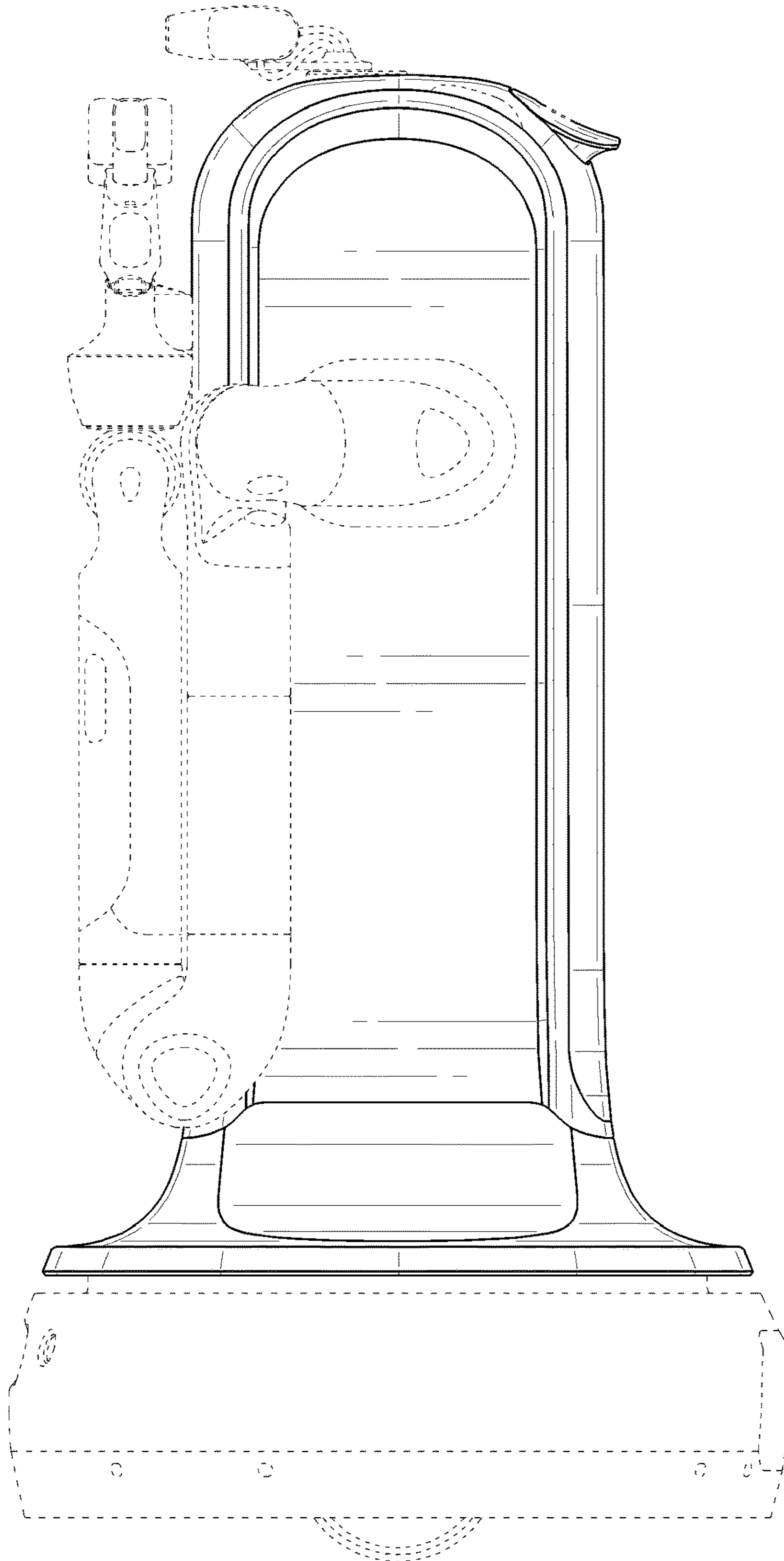


FIG. 6

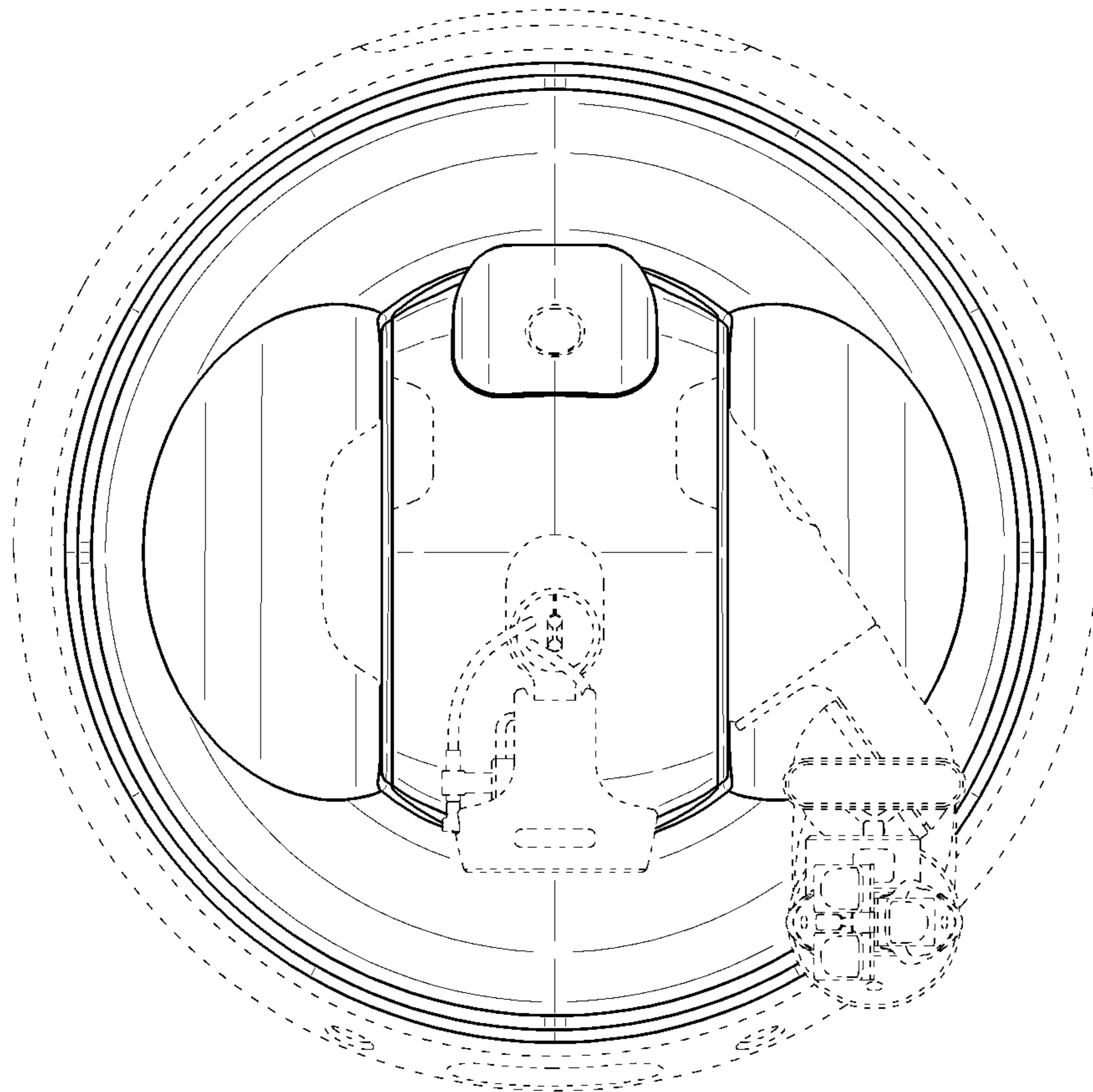


FIG. 7

