

US00D964342S

(12) **United States Design Patent**  
**Heroux**

(10) **Patent No.:** **US D964,342 S**

(45) **Date of Patent:** **\*\* Sep. 20, 2022**

(54) **COMBINED STAND AND EXTENDABLE MEMBER FOR MOBILE DEVICES**

(71) Applicant: **Hip Innovations, LLC**, Calabasas, CA (US)

(72) Inventor: **Steve Heroux**, Calabasas, CA (US)

(73) Assignee: **HIP INNOVATIONS, LLC**, Calabasas, CA (US)

(\*\*) Term: **15 Years**

(21) Appl. No.: **29/833,056**

(22) Filed: **Mar. 31, 2022**

**Related U.S. Application Data**

(60) Division of application No. 29/751,830, filed on Sep. 23, 2020, now Pat. No. Des. 948,497, which is a continuation-in-part of application No. 16/735,321, filed on Jan. 6, 2020, now Pat. No. 11,128,337, which is a continuation-in-part of application No. 16/579,477, filed on Sep. 23, 2019, now Pat. No. 10,920,929.

(51) **LOC (13) Cl.** ..... **14-03**

(52) **U.S. Cl.**  
USPC ..... **D14/253**

(58) **Field of Classification Search**  
USPC ..... D14/251-253, 447, 250; D12/415; D3/218  
CPC ..... A45C 11/00; F16M 11/04; F16M 11/10; F16M 13/02; H04B 1/3888; F16C 11/04  
See application file for complete search history.

(56) **References Cited**

**U.S. PATENT DOCUMENTS**

D559,230 S 1/2008 Griffin et al.  
7,845,612 B2 12/2010 Mase

D645,463 S 9/2011 Kao  
8,016,107 B2 9/2011 Emsky  
8,651,529 B2 2/2014 Yair  
9,155,213 B2 10/2015 Jones  
9,300,346 B2 3/2016 Hirsch  
9,301,584 B2 4/2016 Butts  
D756,339 S 5/2016 Tussy  
9,473,190 B1 10/2016 Sandlofer  
D771,030 S 11/2016 Tussy  
D775,114 S 12/2016 Khalili

(Continued)

**FOREIGN PATENT DOCUMENTS**

JP 2017158165 7/2017

*Primary Examiner* — Janice Hallmark

(74) *Attorney, Agent, or Firm* — Cislo & Thomas. LLP

(57) **CLAIM**

The ornamental design for a combined stand and extendable member for mobile devices, as shown and described.

**DESCRIPTION**

FIG. 1 is a perspective view of my combined stand and extendable member for mobile devices in a closed configuration;

FIG. 2 is another perspective view thereof in an open configuration;

FIG. 3 is a front view thereof in the closed configuration;

FIG. 4 is a rear view thereof in the closed configuration;

FIG. 5 is a right side view thereof in the closed configuration;

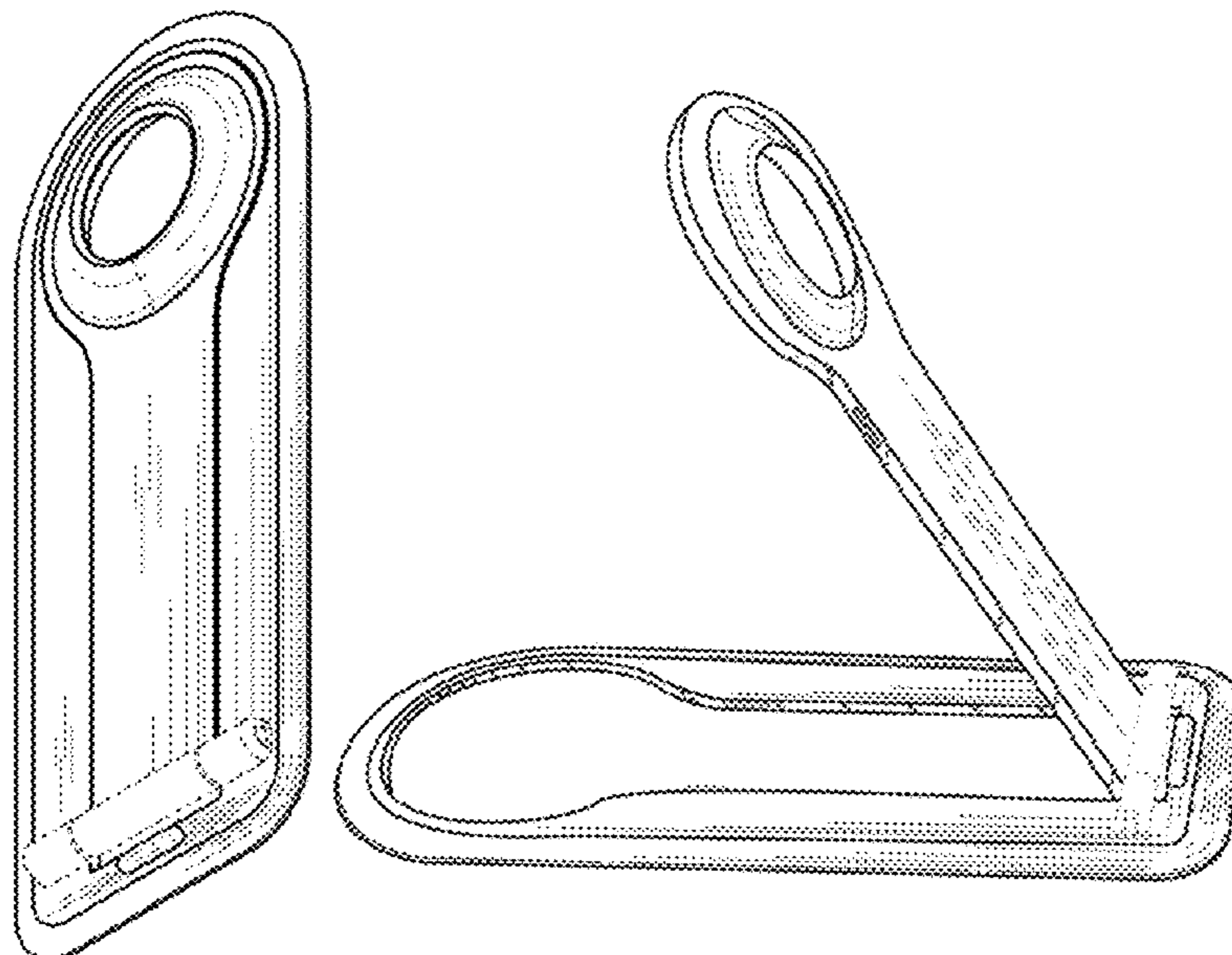
FIG. 6 is a left side view thereof in the closed configuration;

FIG. 7 is a top view thereof in the closed configuration; and,

FIG. 8 is a bottom view thereof in the closed configuration.

The broken lines shown in the drawings illustrate portions of my combined stand and extendable member for mobile devices that form no part of the claimed design.

**1 Claim, 6 Drawing Sheets**



(56)

References Cited

U.S. PATENT DOCUMENTS

D778,275 S 2/2017 Gabriel et al.  
 D778,899 S 2/2017 Khalili  
 D780,166 S 2/2017 Lin  
 D786,235 S 5/2017 Huotari et al.  
 9,677,702 B2 6/2017 Kim  
 9,699,283 B2 7/2017 Aldana et al.  
 D794,007 S 8/2017 Zhang  
 D795,238 S 8/2017 Kim  
 9,723,735 B1 8/2017 Kim  
 9,912,368 B2 3/2018 Kim  
 9,917,937 B1 3/2018 Fathollahi et al.  
 9,936,780 B2 4/2018 Tu  
 D817,316 S 5/2018 Srour  
 9,985,678 B1 5/2018 Sumida et al.  
 D837,781 S 1/2019 Ingram et al.  
 D842,851 S 3/2019 Leitman  
 10,326,487 B2 6/2019 Mody et al.  
 10,362,697 B2 7/2019 Yuan  
 D855,605 S 8/2019 Kim  
 D855,606 S 8/2019 Kim  
 D857,005 S 8/2019 Yu  
 D858,511 S 9/2019 Yu  
 D860,984 S 9/2019 Stagge  
 D863,287 S 10/2019 Srour  
 D878,350 S 3/2020 Stagge  
 D883,272 S 5/2020 Park  
 D885,375 S 5/2020 Haskell  
 D894,890 S 9/2020 Lederer  
 D895,600 S 9/2020 Lancet  
 D896,805 S 9/2020 Stagge  
 D899,418 S 10/2020 Kozelian  
 D904,388 S 12/2020 Martin  
 D908,688 S 1/2021 Zhang

10,920,929 B1 2/2021 Heroux  
 D915,386 S \* 4/2021 Zhou ..... D14/250  
 D918,889 S \* 5/2021 Huang ..... D14/251  
 D923,616 S \* 6/2021 Xie ..... D14/250  
 D929,985 S 9/2021 Yeo  
 D932,482 S 10/2021 Del Toro et al.  
 D941,282 S \* 1/2022 Bai ..... D14/250  
 D944,789 S \* 3/2022 Bar ..... D14/253  
 D945,411 S \* 3/2022 Jankura ..... D16/244  
 D948,497 S \* 4/2022 Heroux ..... F16M 11/38  
 D950,238 S \* 5/2022 Yeo ..... D3/218  
 2007/0062089 A1 3/2007 Homer et al.  
 2010/0100343 A1 4/2010 Murphy  
 2012/0025039 A1 2/2012 Segal  
 2012/0182680 A1 7/2012 Wetzel et al.  
 2012/0199501 A1 8/2012 Le Gette  
 2013/0286623 A1 10/2013 Slipy et al.  
 2015/0244408 A1 8/2015 Chen  
 2016/0033074 A1 2/2016 Drakos  
 2016/0066453 A1 3/2016 Quehl et al.  
 2016/0073749 A1 3/2016 Lach  
 2016/0120297 A1 5/2016 Senoff  
 2016/0183652 A1 6/2016 Strange  
 2016/0286016 A1 9/2016 Lee et al.  
 2016/0353567 A1 12/2016 Ichiryu et al.  
 2016/0353867 A1 12/2016 Due  
 2018/0041237 A1 2/2018 Mody et al.  
 2018/0088445 A1 3/2018 Michaud  
 2018/0213664 A1 7/2018 Yuan  
 2018/0220782 A1 8/2018 Mody et al.  
 2018/0248580 A1 8/2018 Edman  
 2018/0332153 A1 11/2018 Brown  
 2020/0063915 A1 2/2020 Lederer  
 2021/0059370 A1 3/2021 Del Toro et al.  
 2021/0091817 A1 3/2021 Heroux

\* cited by examiner




Fig. 1



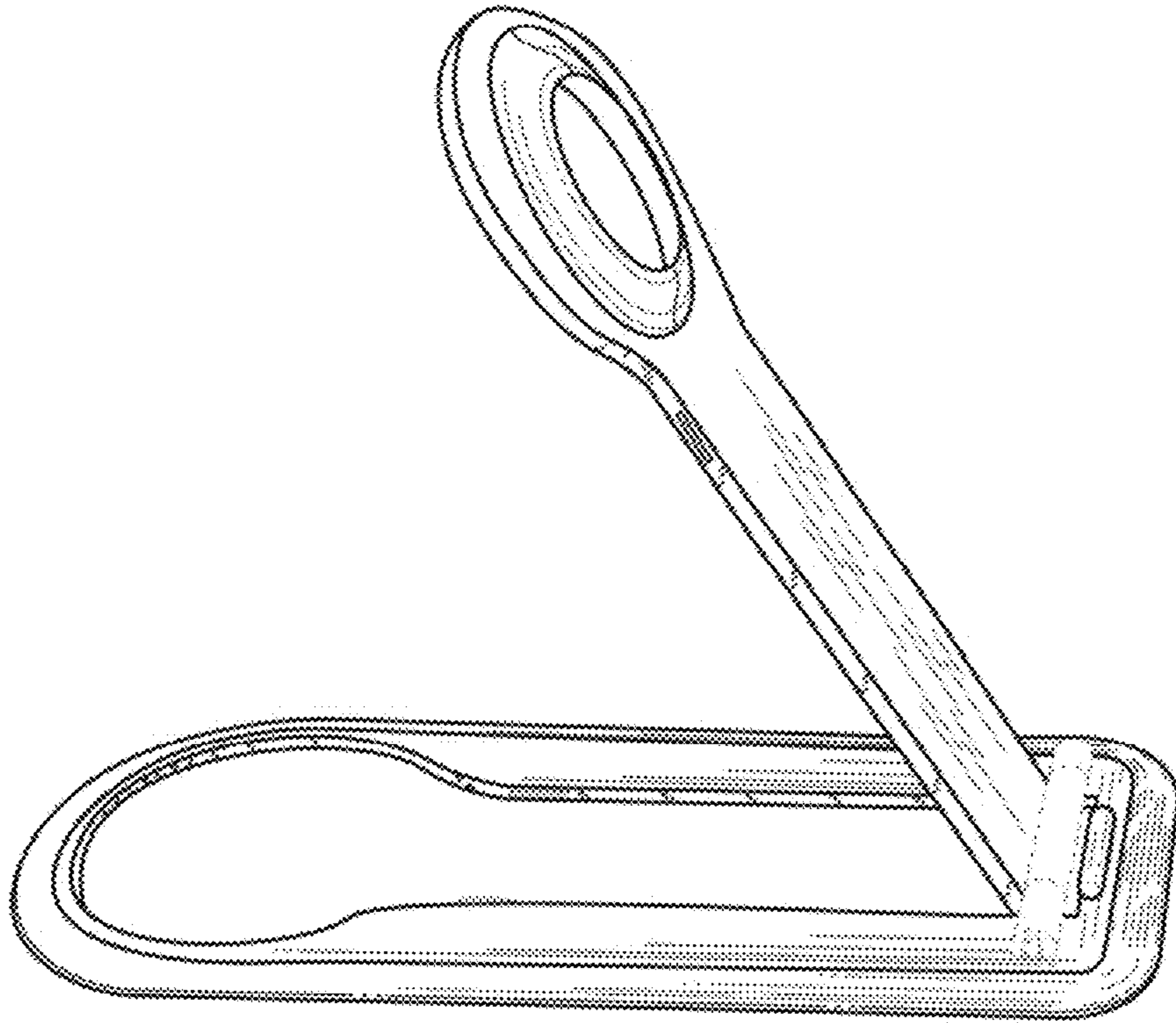


Fig. 2

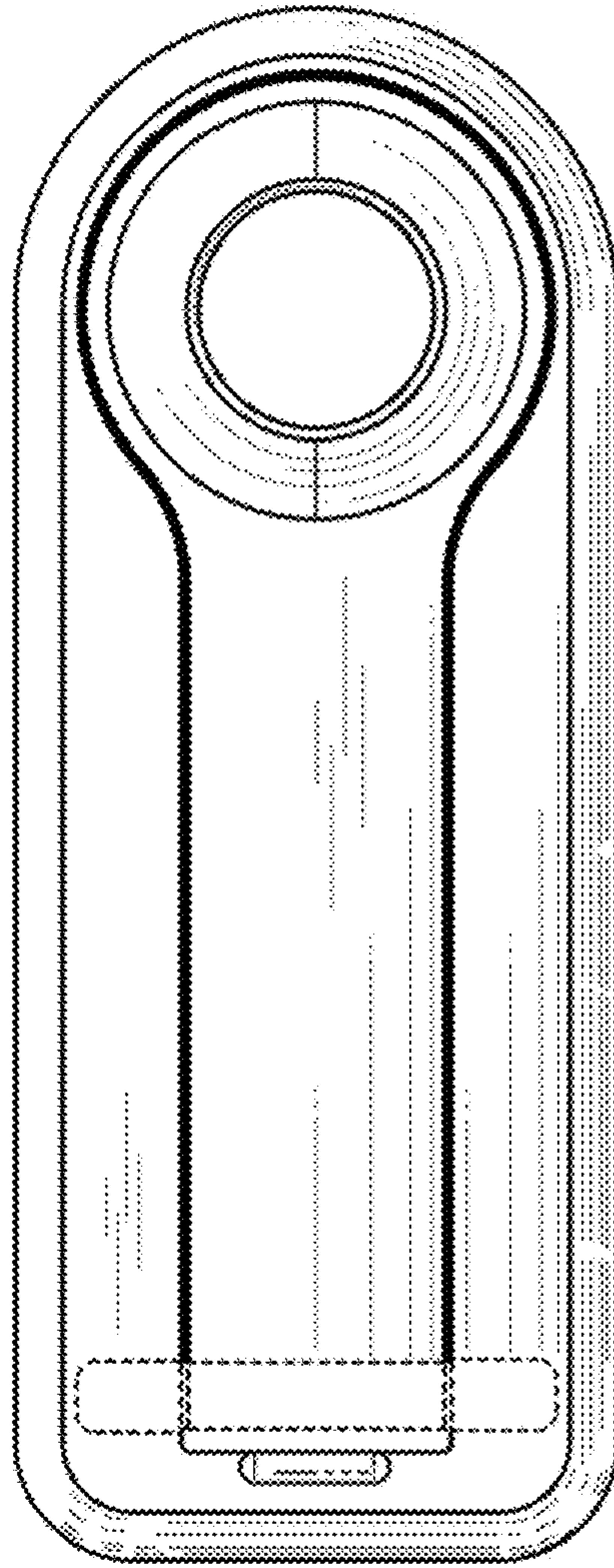


Fig. 3

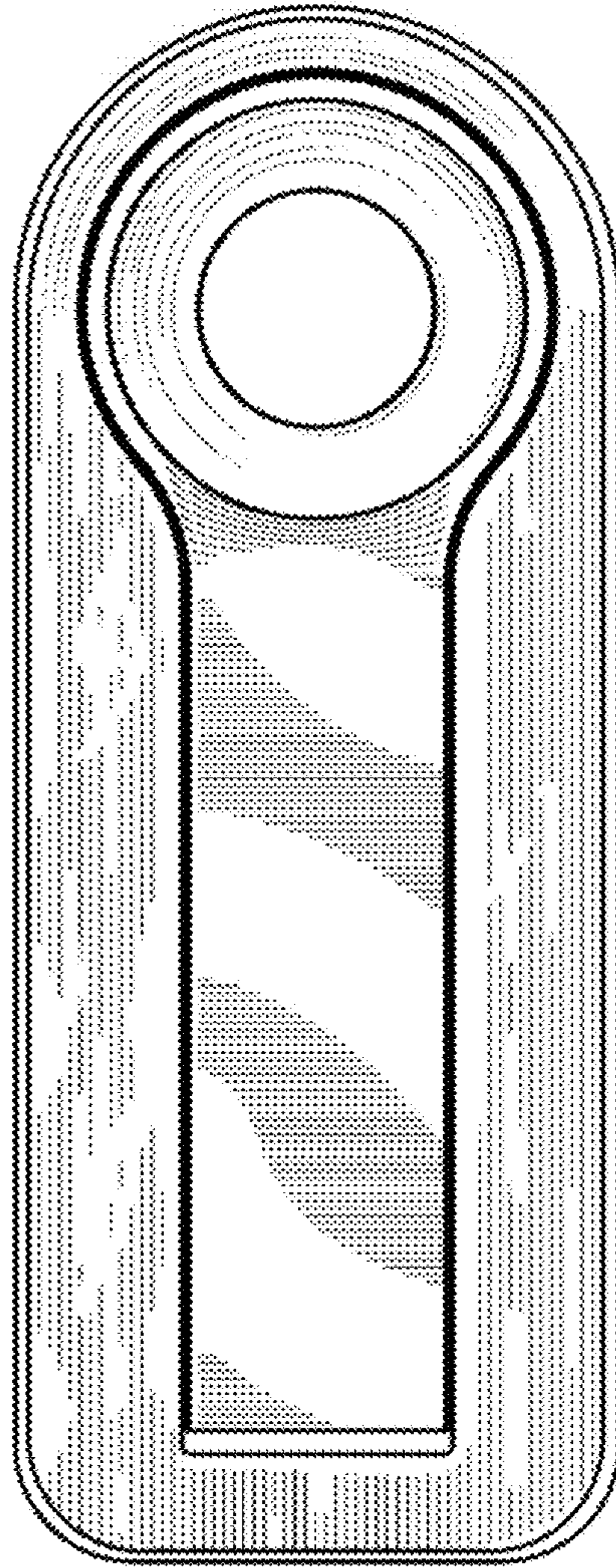


Fig. 4




Fig. 5




Fig. 6



Fig. 7




Fig. 8