

US00D964338S

(12) **United States Design Patent** (10) **Patent No.:** **US D964,338 S**
Baek et al. (45) **Date of Patent:** **** Sep. 20, 2022**

(54) **CASE FOR MOBILE PHONE**
(71) Applicant: **Samsung Electronics Co., Ltd.**,
Suwon-si (KR)
(72) Inventors: **Kilhyun Baek**, Suwon-si (KR); **Soo Min Sohn**, Suwon-si (KR); **Jihyun Ko**,
Suwon-si (KR); **Sangsik Park**,
Suwon-si (KR)
(73) Assignee: **Samsung Electronics Co., Ltd.**,
Suwon-si (KR)

D723,535 S * 3/2015 Minn D14/250
D777,160 S * 1/2017 Kim D14/250
D787,493 S * 5/2017 Kim D14/250
D810,064 S * 2/2018 Kim D14/250
D810,729 S * 2/2018 Ballou D14/250
D817,946 S * 5/2018 Webber D14/250
D859,388 S * 9/2019 Chung D14/250
D867,354 S * 11/2019 Choi D14/250
D868,769 S * 12/2019 Choi D14/250
D917,450 S * 4/2021 Kim D14/250
D928,137 S * 8/2021 Kim D14/250
D928,766 S * 8/2021 Park D14/250
D928,767 S * 8/2021 Kim D14/250
D941,281 S * 1/2022 Ji D14/250
2016/0187922 A1 * 6/2016 Han G06F 1/203
361/679.55
2016/0313763 A1 * 10/2016 Ahn C23C 14/06

(**) Term: **15 Years**

(21) Appl. No.: **29/684,450**

(22) Filed: **Mar. 21, 2019**

(30) **Foreign Application Priority Data**

Jan. 30, 2019 (KR) 30-2019-0004764

(51) **LOC (13) Cl.** **14-03**

(52) **U.S. Cl.**
USPC **D14/250**

(58) **Field of Classification Search**
USPC D3/201, 218; D13/103, 107, 108, 119;
D14/217, 248, 250-253, 432, 434, 440,
D14/441, 447
CPC H04B 1/3888; H04M 1/0283; H04M
1/0202; A45F 2005/028; A45F 2200/0525
See application file for complete search history.

(56) **References Cited**

U.S. PATENT DOCUMENTS

D620,931 S * 8/2010 Opman D14/250
D684,567 S * 6/2013 Murchison D14/250

* cited by examiner

Primary Examiner — L. A. Grabenstetter
(74) *Attorney, Agent, or Firm* — NSIP Law

(57) **CLAIM**

We claim the ornamental design for a case for mobile phone,
as shown and described.

DESCRIPTION

FIG. 1 is a front perspective view of a case for mobile phone
showing our new design;
FIG. 2 is a front view thereof;
FIG. 3 is a rear view thereof;
FIG. 4 is a left-side view thereof;
FIG. 5 is a right-side view thereof;
FIG. 6 is a top view thereof;
FIG. 7 is a bottom view thereof; and,
FIG. 8 is a rear perspective view thereof.
The broken lines in the figures depict portions of the case for
mobile phone that form no part of the claimed design.

1 Claim, 8 Drawing Sheets

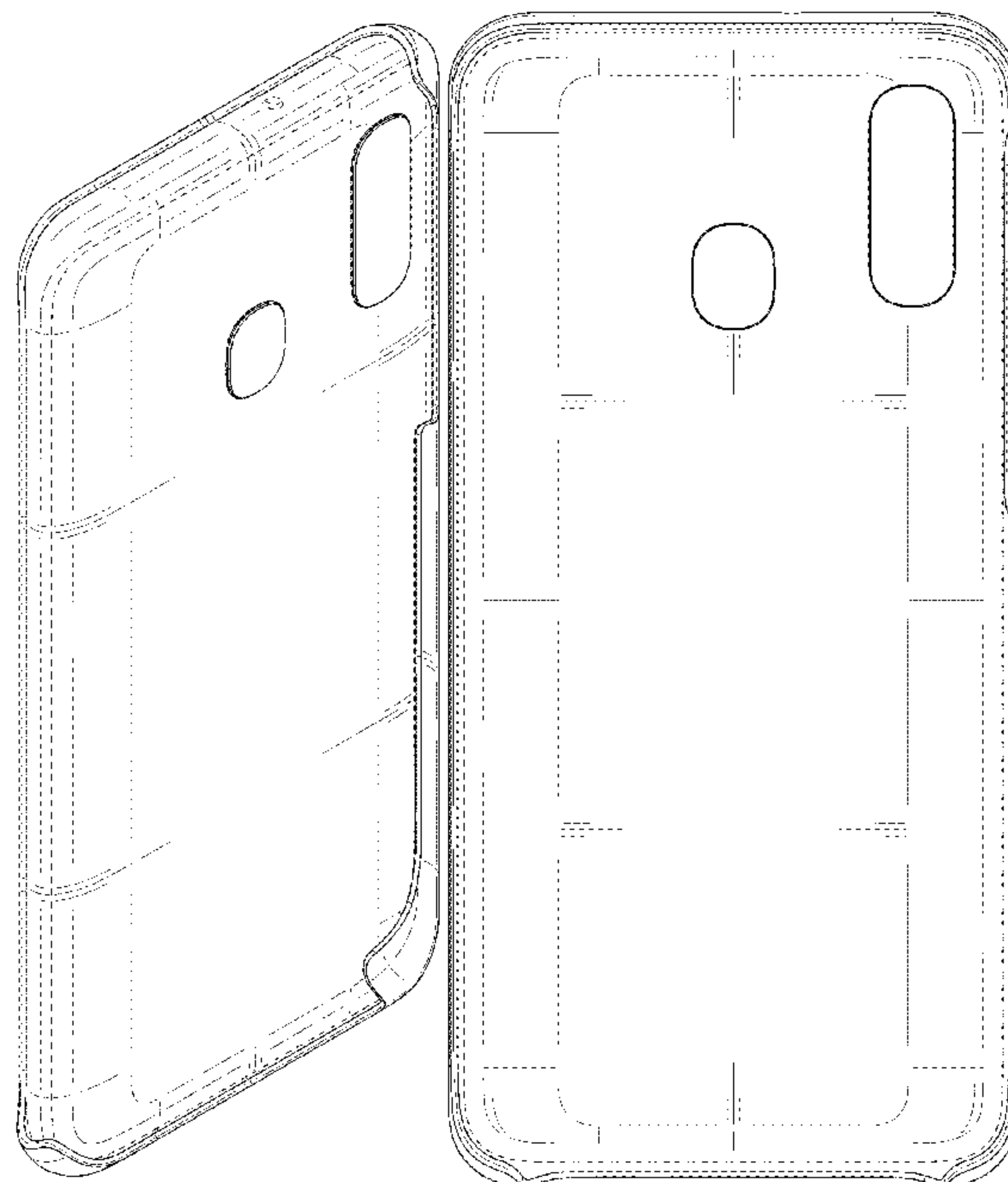


FIG. 1




FIG. 2

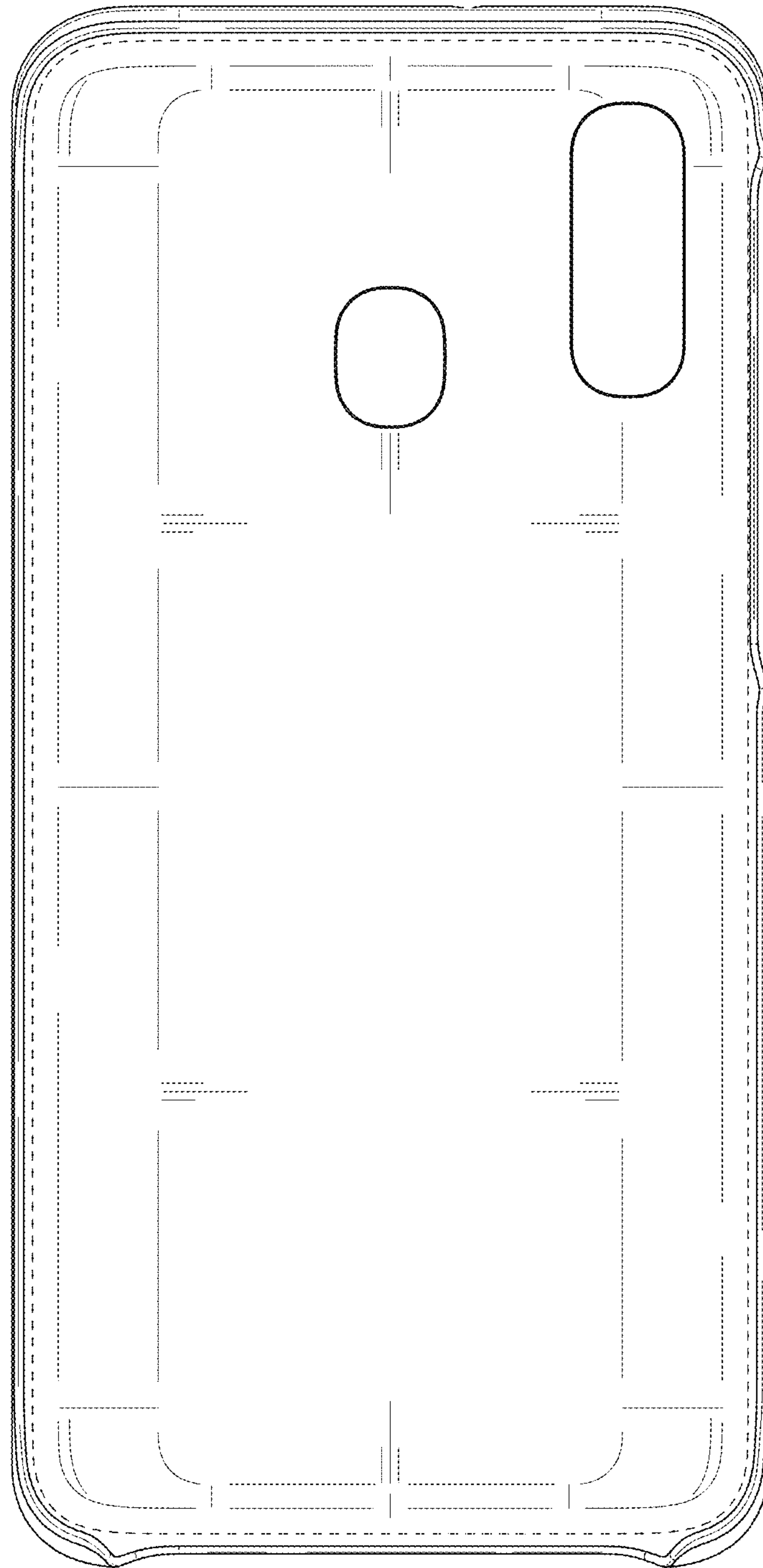


FIG. 3

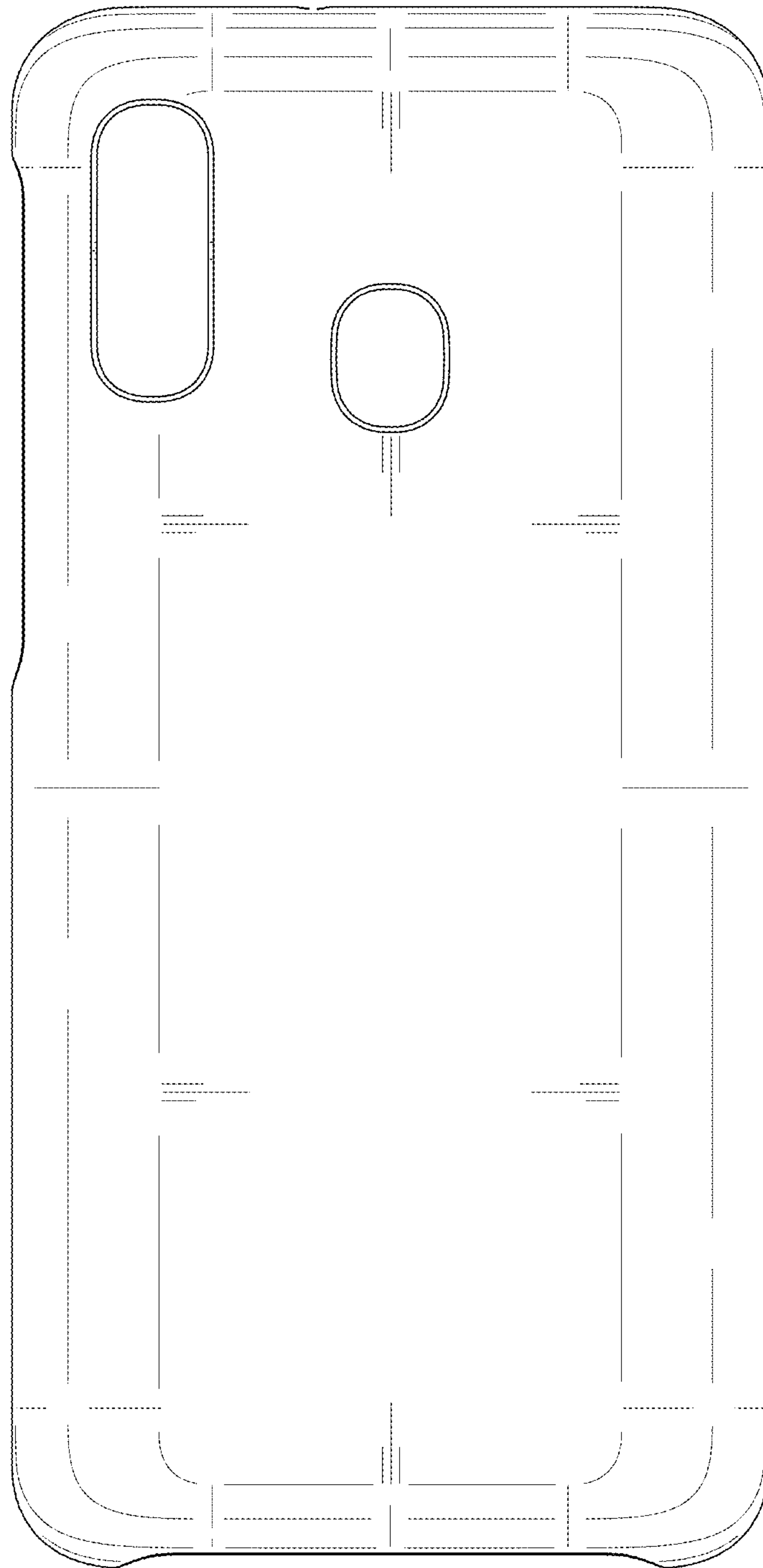


FIG. 4

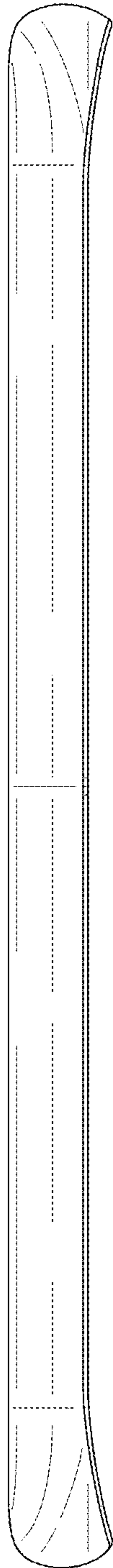


FIG. 5




FIG. 6

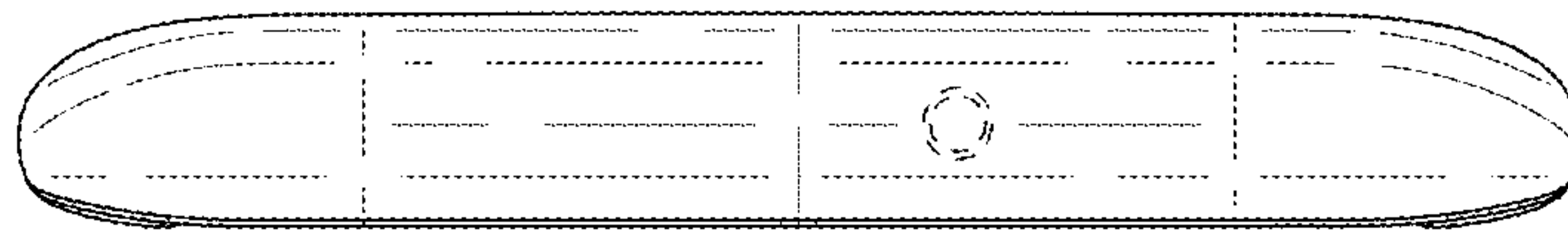


FIG. 7

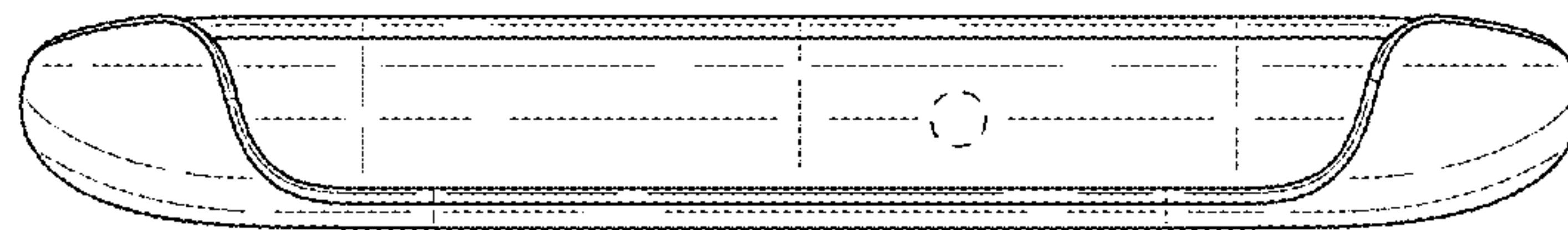


FIG. 8

