

US00D964298S

(12) **United States Design Patent**
Godard

(10) **Patent No.:** **US D964,298 S**

(45) **Date of Patent:** **** Sep. 20, 2022**

(54) **VEHICULAR KEY FOB**

(71) Applicant: **Atieva Inc.**, Ugland House (KY)

(72) Inventor: **Felix Louis Godard**, Oakland, CA (US)

(73) Assignee: **Atieva, Inc.**, Grand Cayman (KY)

(**) Term: **15 Years**

(21) Appl. No.: **29/747,162**

(22) Filed: **Aug. 20, 2020**

(51) **LOC (13) Cl.** **14-03**

(52) **U.S. Cl.**
USPC **D13/168**

(58) **Field of Classification Search**
USPC D3/207-212; D8/343, 346-348;
D13/168
CPC E05B 11/00; E05B 13/00; E05B 19/00;
E05B 19/04; E05B 19/20; E05B 19/0085;
E05B 19/043; G07C 2009/00984; G07C
9/00944; H01H 9/02; H01H 9/0214;
H01H 9/0235; G08C 17/02

See application file for complete search history.

(56) **References Cited**

U.S. PATENT DOCUMENTS

D560,352 S	1/2008	Cadiz et al.	
D622,674 S	8/2010	Maier	
D648,724 S *	11/2011	Andre	D14/408
D689,494 S *	9/2013	Widiaman	D14/408
D704,931 S *	5/2014	Abellera	D3/207
D742,361 S *	11/2015	Choi	D14/218
D759,031 S *	6/2016	Ozolins	D14/480.5
D765,043 S	8/2016	Lauter	
D831,651 S *	10/2018	Bao	D14/408
D849,698 S *	5/2019	Chen	D13/168
D872,089 S *	1/2020	Park	D14/408
D873,222 S *	1/2020	Altonen	D13/168

D894,187 S *	8/2020	Andre	D14/408
D917,407 S *	4/2021	Kim	D13/168
D918,155 S *	5/2021	Kim	D13/168
D918,157 S *	5/2021	Kim	D13/168
D918,158 S *	5/2021	Kim	D13/168
D920,263 S *	5/2021	Kim	D13/168

(Continued)

OTHER PUBLICATIONS

Baldwin 8380056 Evolved Key FOB, unknown first available date, doorhardwarecenter.com [online], [site visited Mar. 22, 2022], Available at URL: <https://www.doorhardwarecenter.com/baldwin-8380-evolved-key-fob/8380056/> (Year: 2022).*

(Continued)

Primary Examiner — Michelle E. Wilson
Assistant Examiner — Caitlin A Laverty

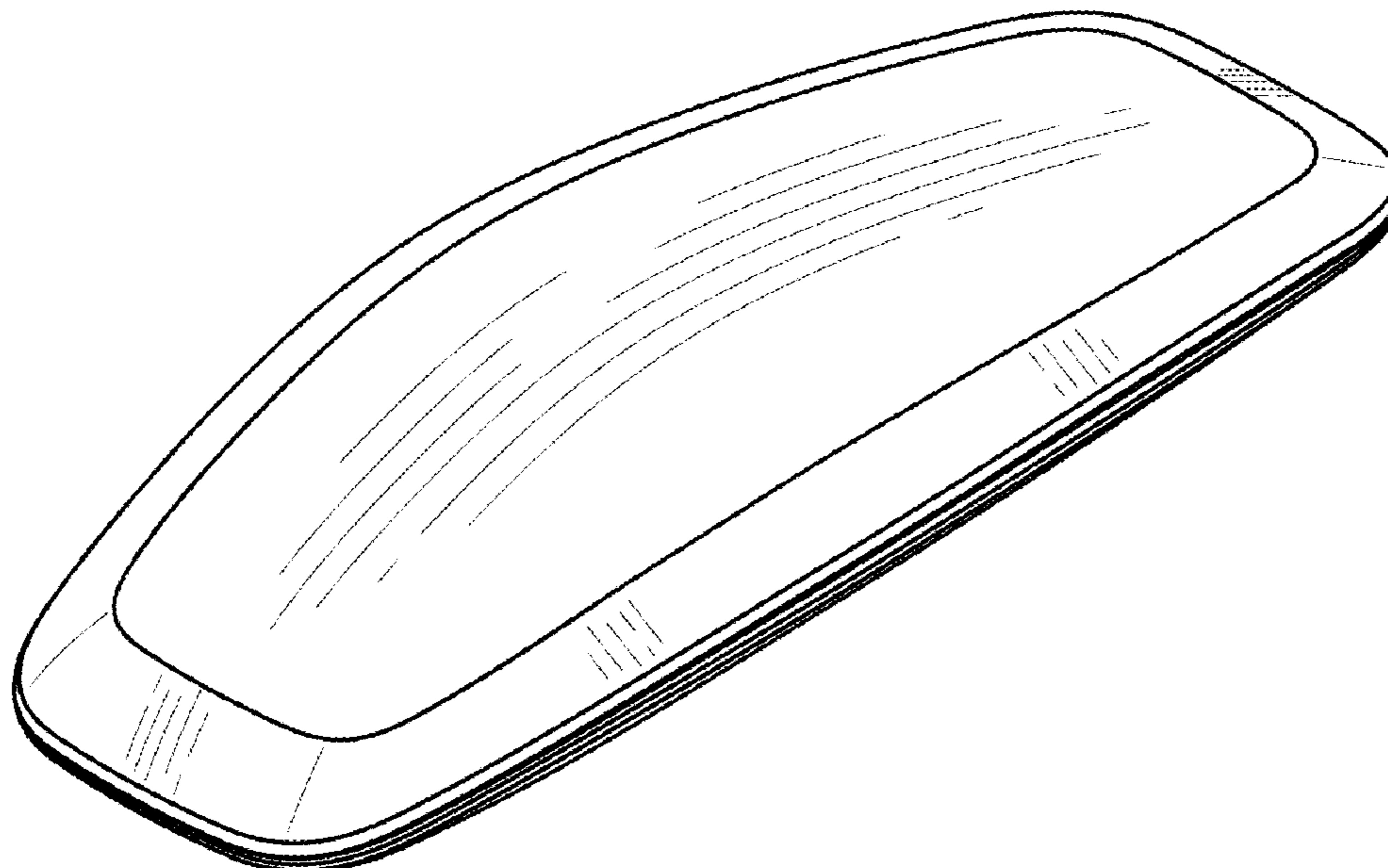
(57) **CLAIM**

I claim the ornamental design for a vehicular key fob, as shown and described.

DESCRIPTION

FIG. 1 is a top perspective view showing a vehicular key fob of my new design;
FIG. 2 is a bottom perspective view showing the vehicular key fob of my new design;
FIG. 3 is a side elevation view showing the vehicular key fob of my new design;
FIG. 4 is a top plan view showing the vehicular key fob of my new design;
FIG. 5 is a side elevation view, opposite that of FIG. 3, showing the vehicular key fob of my new design;
FIG. 6 is an end elevation view showing the vehicular key fob of my new design;
FIG. 7 is an end elevation view, opposite that of FIG. 6, showing the vehicular key fob of my new design; and,
FIG. 8 is a bottom plan view showing the vehicular key fob of my new design.

1 Claim, 3 Drawing Sheets



(56)

References Cited

U.S. PATENT DOCUMENTS

D927,172 S * 8/2021 Henderson D3/207
D944,749 S * 3/2022 Chen D14/218
D945,419 S * 3/2022 Andre D14/408
2017/0344140 A1 * 11/2017 Henderson G06F 21/35

OTHER PUBLICATIONS

Photos of Tesla Model S key fobs (published or offered for sale prior to Jul. 2020).

* cited by examiner

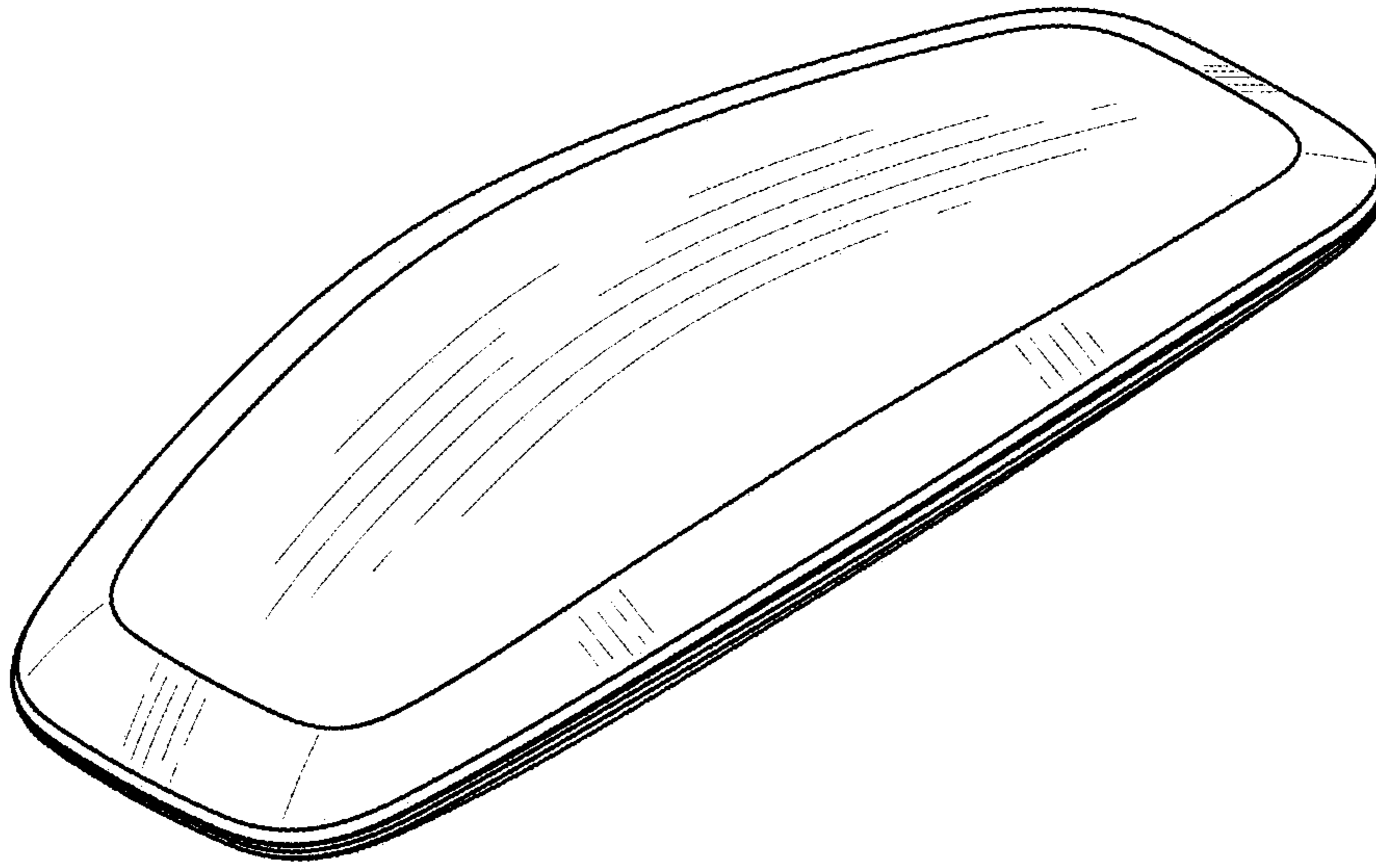


FIG - 1

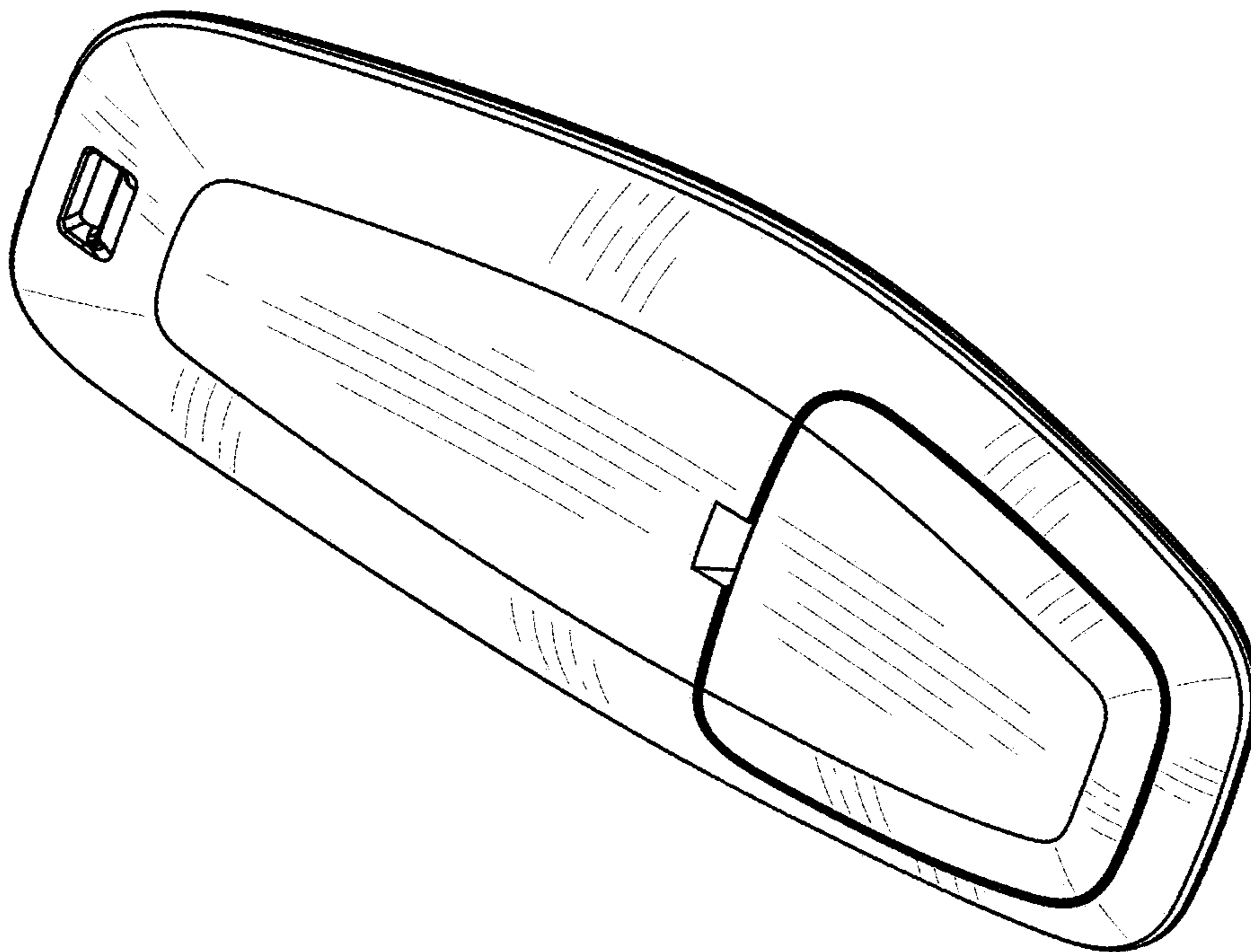


FIG - 2



FIG - 3

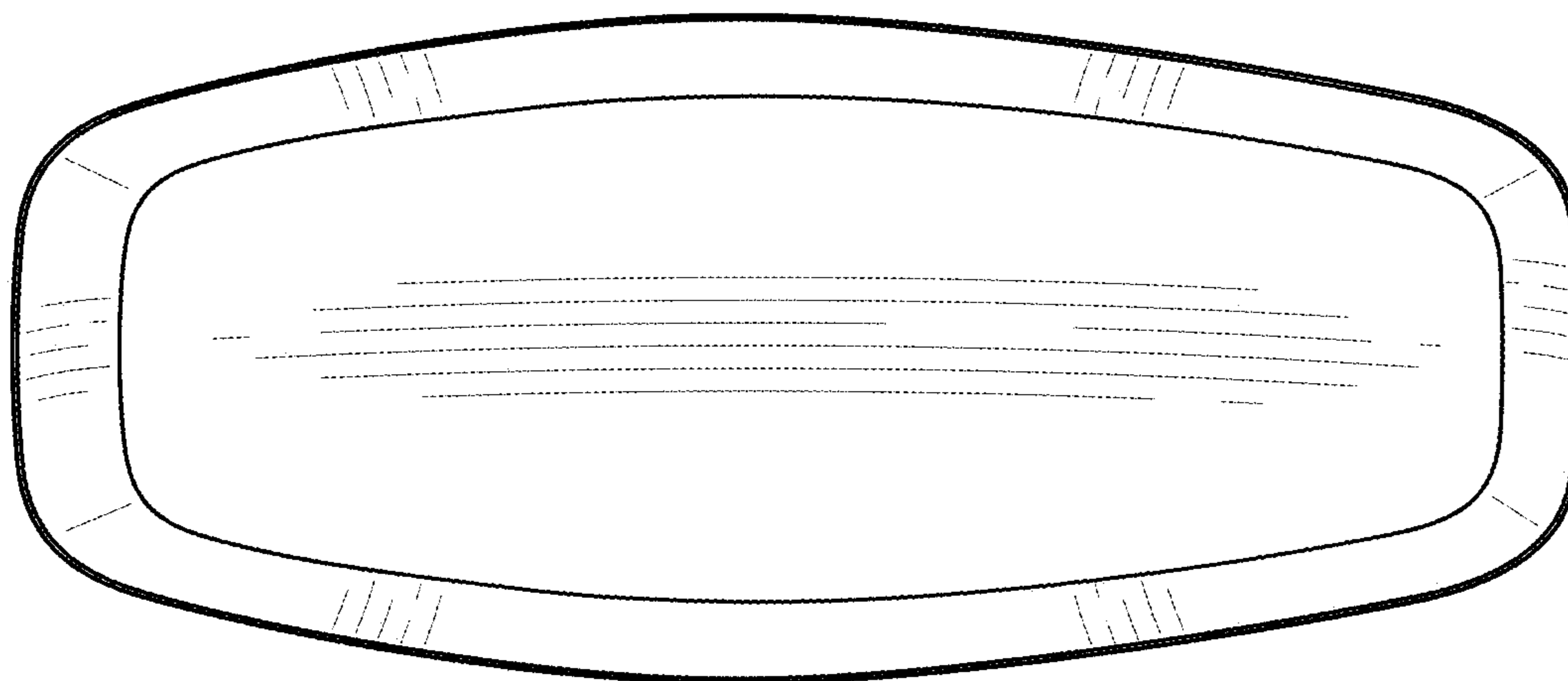


FIG - 4




FIG - 5

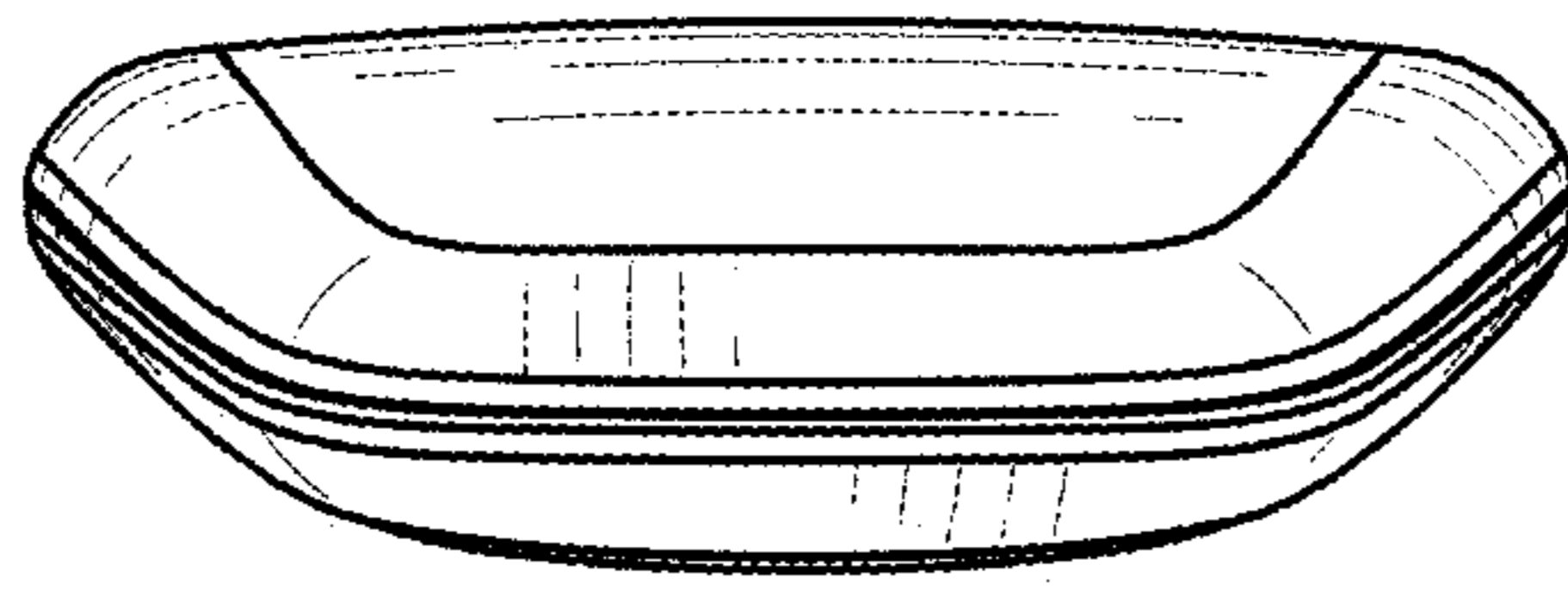


FIG - 6

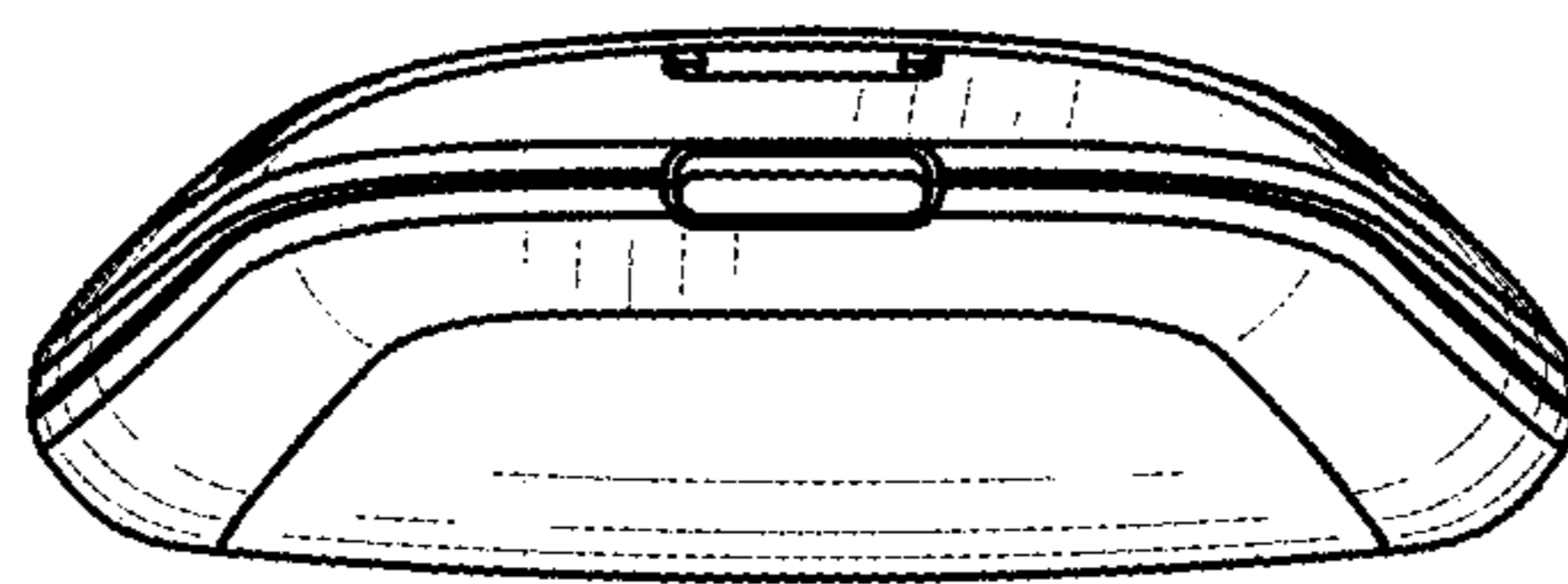


FIG - 7

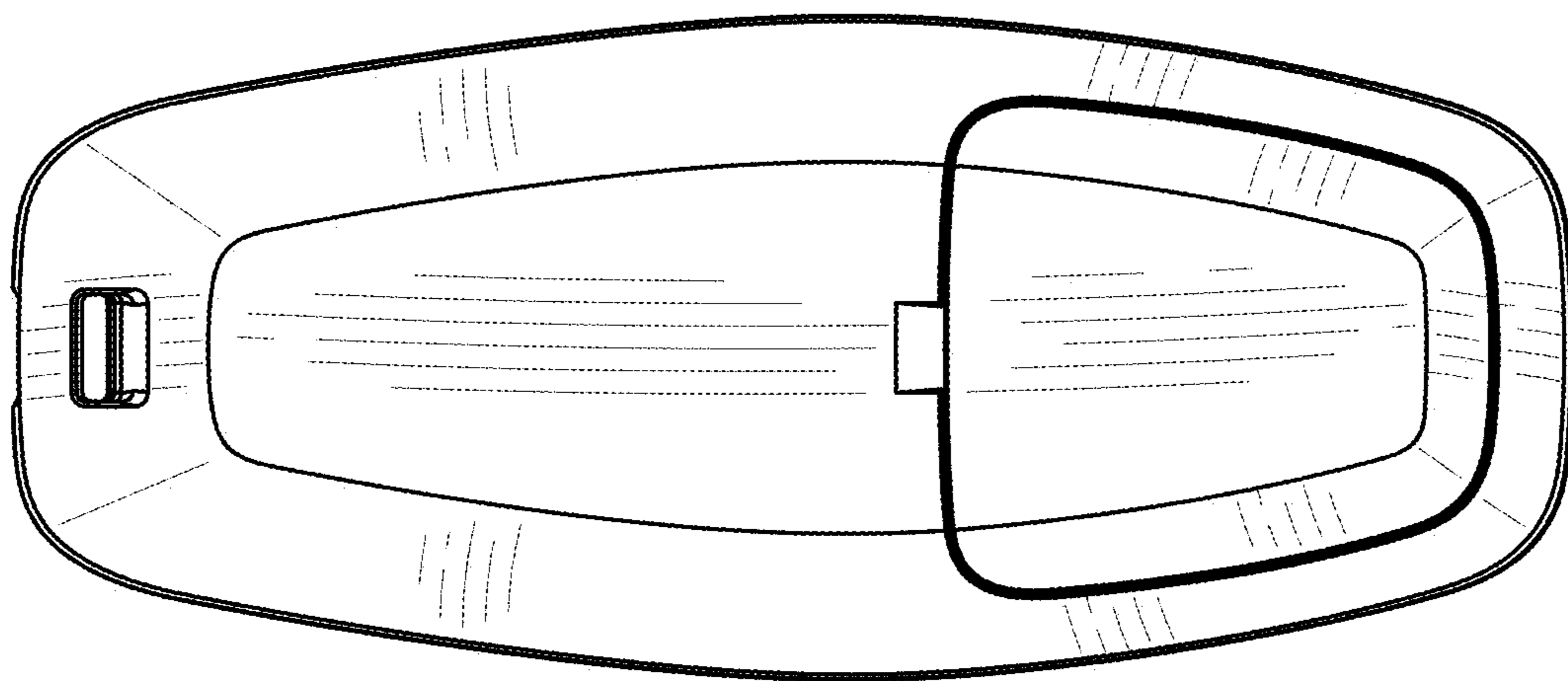


FIG - 8