



US00D964232S

(12) **United States Design Patent** (10) **Patent No.:** **US D964,232 S**  
**Hoste et al.** (45) **Date of Patent:** **\*\* Sep. 20, 2022**

(54) **VEHICLE REAR BUMPER**  
(71) Applicant: **Rivian IP Holdings, LLC**, Irvine, CA (US)  
(72) Inventors: **Paul Hoste**, White Lake, MI (US); **Luke James Mack**, Newport Beach, CA (US)  
(73) Assignee: **Rivian IP Holdings, LLC**, Plymouth, MI (US)  
(\*\*) Term: **15 Years**  
(21) Appl. No.: **29/828,166**  
(22) Filed: **Feb. 24, 2022**

**Related U.S. Application Data**

(63) Continuation of application No. 29/755,518, filed on Oct. 21, 2020, now Pat. No. Des. 947,730.  
(51) **LOC (13) Cl.** ..... **12-16**  
(52) **U.S. Cl.**  
USPC ..... **D12/169**  
(58) **Field of Classification Search**  
USPC ..... D12/169, 163, 196, 86, 90-92;  
296/180.1, 180.2; 293/102, 113, 115,  
293/117, 120  
CPC .... B60R 19/52; B60R 2019/25; B62D 25/084  
See application file for complete search history.

**References Cited**

**U.S. PATENT DOCUMENTS**

D852,691 S \* 7/2019 Tovey ..... D12/169  
D856,865 S \* 8/2019 Hatton ..... D12/169

D860,894 S \* 9/2019 Grewer ..... D12/196  
D864,803 S \* 10/2019 Sakai ..... D12/169  
D868,647 S \* 12/2019 Buck ..... D12/196  
D875,625 S \* 2/2020 Wheel ..... D12/169  
D877,009 S \* 3/2020 Luke ..... D12/169  
D890,037 S \* 7/2020 Mack ..... D12/169  
D890,644 S \* 7/2020 Hoste ..... D12/169  
D924,745 S \* 7/2021 Iida ..... D12/169  
D925,413 S \* 7/2021 Wakabayashi ..... D12/169  
D947,730 S \* 4/2022 Hoste ..... D12/169  
D947,731 S \* 4/2022 Hoste ..... D12/169

\* cited by examiner

*Primary Examiner* — Melody N Brown  
(74) *Attorney, Agent, or Firm* — Haley Guiliano LLP


(57) **CLAIM**

The ornamental design for a vehicle rear bumper, as shown and described.

**DESCRIPTION**

FIG. 1 is a front elevational view of a vehicle rear bumper showing our new design;  
FIG. 2 is a bottom plan view thereof;  
FIG. 3 is an enlarged left side elevational view thereof, the right side view being a mirror image thereof;  
FIG. 4 is a top, front and right side perspective view thereof; and,  
FIG. 5 is a bottom, front and right side perspective view thereof.  
The portions of the vehicle rear bumper shown faded out in a de-emphasized and halftone form surrounded by broken lines representing a boundary are for environmental and illustrative purposes that do not form no part of the claimed design.

**1 Claim, 5 Drawing Sheets**








FIG. 1






FIG. 2





FIG. 3





FIG. 4





FIG. 5