



US00D964228S

(12) **United States Design Patent** (10) **Patent No.:** **US D964,228 S**  
**Kaoud et al.** (45) **Date of Patent:** **\*\* Sep. 20, 2022**

(54) **VEHICLE FRONT UPPER GRILLE**  
(71) Applicant: **FORD GLOBAL TECHNOLOGIES, LLC**, Dearborn, MI (US)  
(72) Inventors: **Ehab N. Kaoud**, Livonia, MI (US);  
**Sean W. Tant**, Livonia, MI (US);  
**Jiacheng Liu**, Dearborn, MI (US)  
(73) Assignee: **FORD GLOBAL TECHNOLOGIES, LLC**, Dearborn, MI (US)  
(\*\*) Term: **15 Years**  
(21) Appl. No.: **29/797,461**  
(22) Filed: **Jun. 30, 2021**

D753,029 S 4/2016 Talsma  
D754,037 S 4/2016 Behmer  
D754,039 S 4/2016 Behmer  
D764,980 S \* 8/2016 Platto ..... D12/98  
D769,160 S 10/2016 Platto et al.  
D822,547 S 7/2018 Platto et al.  
D823,180 S 7/2018 Platto et al.  
D840,283 S 2/2019 Platto et al.  
D840,284 S 2/2019 Platto et al.  
D922,267 S \* 6/2021 Kaoud ..... D12/163  
D922,270 S \* 6/2021 Kaoud ..... D12/163  
D922,271 S \* 6/2021 Hamilton ..... D12/163  
D929,273 S \* 8/2021 Piaskowski ..... D12/163  
D929,275 S \* 8/2021 Hamilton ..... D12/163  
D941,198 S \* 1/2022 Kaoud ..... D12/163  
D941,199 S \* 1/2022 Kaoud ..... D12/163

\* cited by examiner

*Primary Examiner* — Melody N Brown  
(74) *Attorney, Agent, or Firm* — Michael Spenner;  
Brooks Kushman P.C.

**Related U.S. Application Data**

(63) Continuation-in-part of application No. 29/762,589, filed on Dec. 17, 2020, now Pat. No. Des. 941,198.  
(51) **LOC (13) Cl.** ..... **12-16**  
(52) **U.S. Cl.**  
USPC ..... **D12/163**  
(58) **Field of Classification Search**  
USPC ..... D12/169, 196, 86, 90-92, 163, 190, 98,  
D12/164; 293/102, 113, 115, 117, 120,  
293/193.11; 296/180.1, 180.2; 180/68.1,  
180/68.6  
CPC ..... B60R 19/52; B60K 11/08; B62D 25/08;  
B62B 9/16  
See application file for complete search history.

(57) **CLAIM**

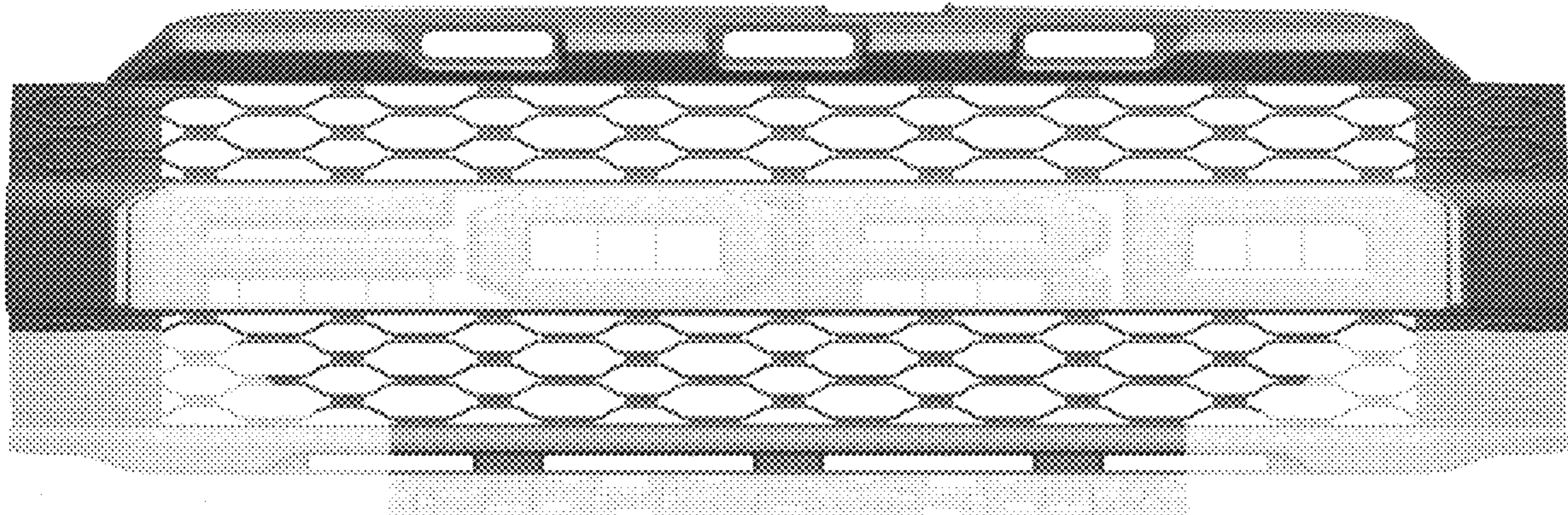
The ornamental design for a vehicle front upper grille, as shown and described.

**DESCRIPTION**

FIG. 1 is a front elevational view of a vehicle front upper grille, showing our new design;  
FIG. 2 is a left side elevational view thereof;  
FIG. 3 is a right side elevational view thereof;  
FIG. 4 is a top plan view thereof;  
FIG. 5 is a bottom plan view thereof;  
FIG. 6 is a top, front and left side perspective view thereof;  
and,  
FIG. 7 is a bottom, front and left side perspective view thereof.  
The portions of the grille shown in a de-emphasized faded out light nature shown throughout the drawing views are for illustrative and environmental purposes and form no part of the claimed design.

**1 Claim, 7 Drawing Sheets**

(56) **References Cited**  
U.S. PATENT DOCUMENTS  
D492,226 S 6/2004 Kato  
D678,134 S 3/2013 Behmer  
D698,288 S 1/2014 Riggs  
D712,797 S 9/2014 Mays  
D722,923 S 2/2015 George



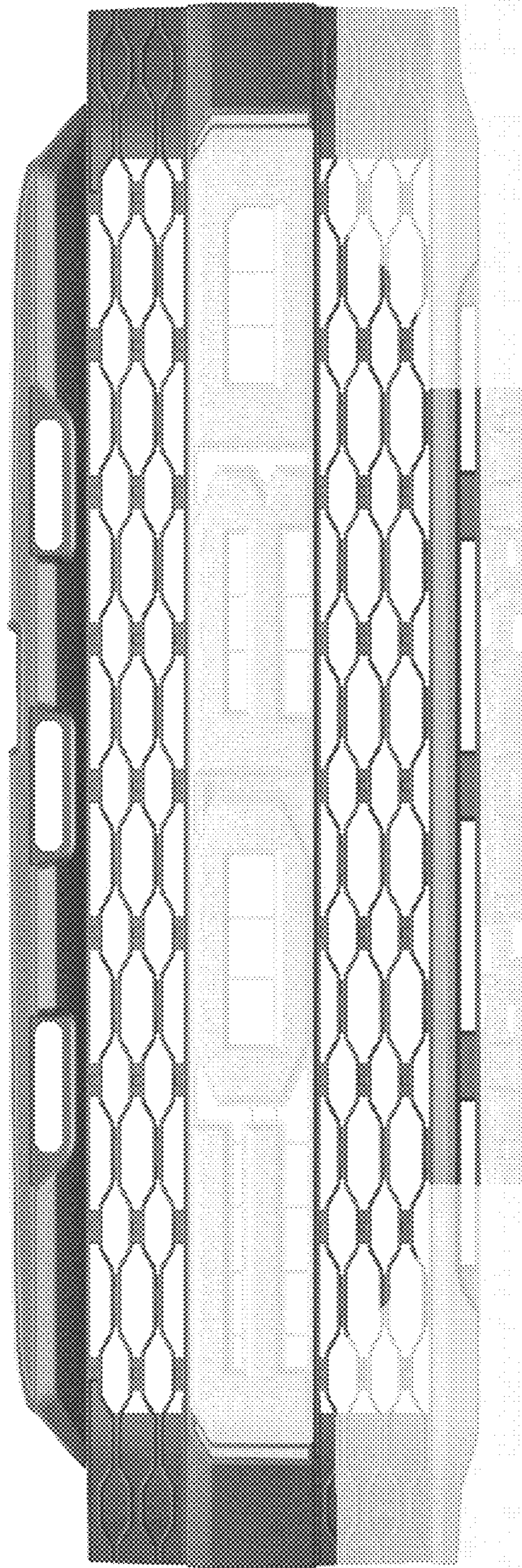


FIG. 1

FIG. 2

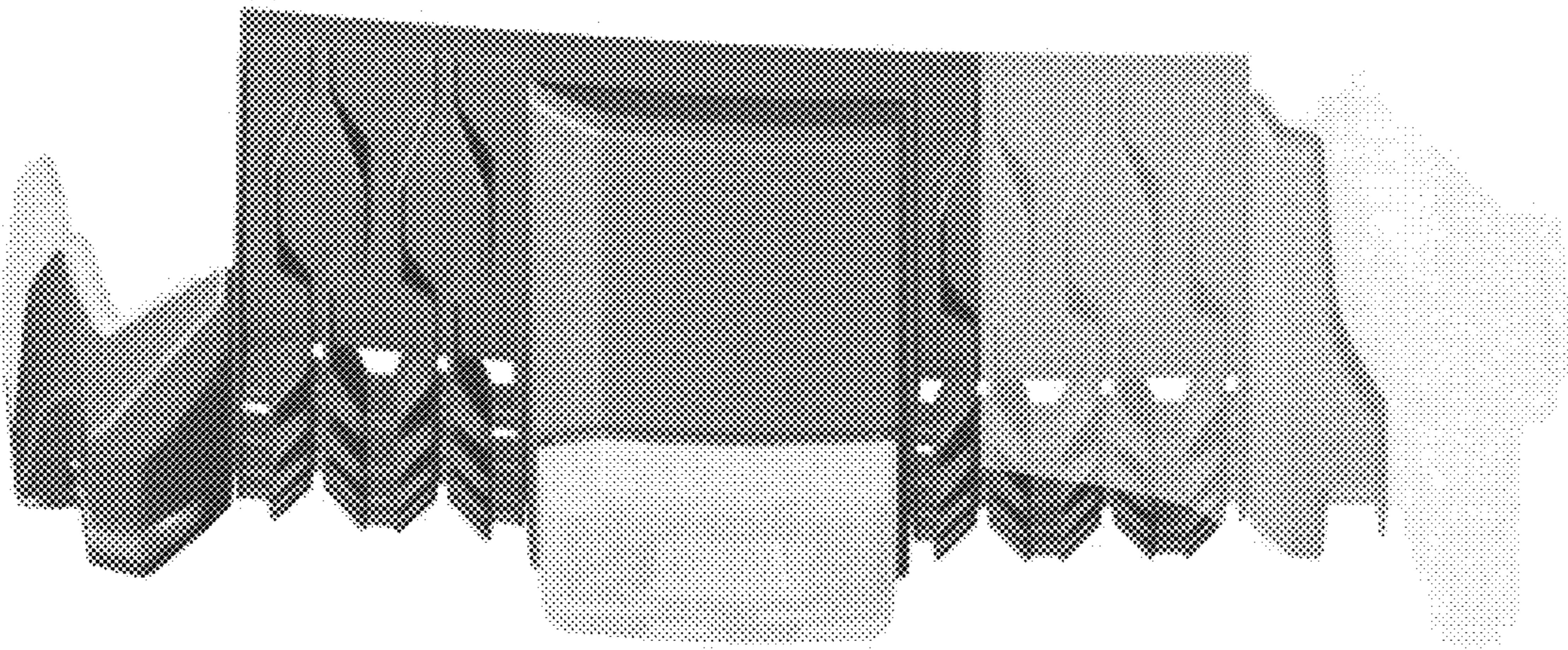



FIG. 3







FIG. 4



**FIG. 5**

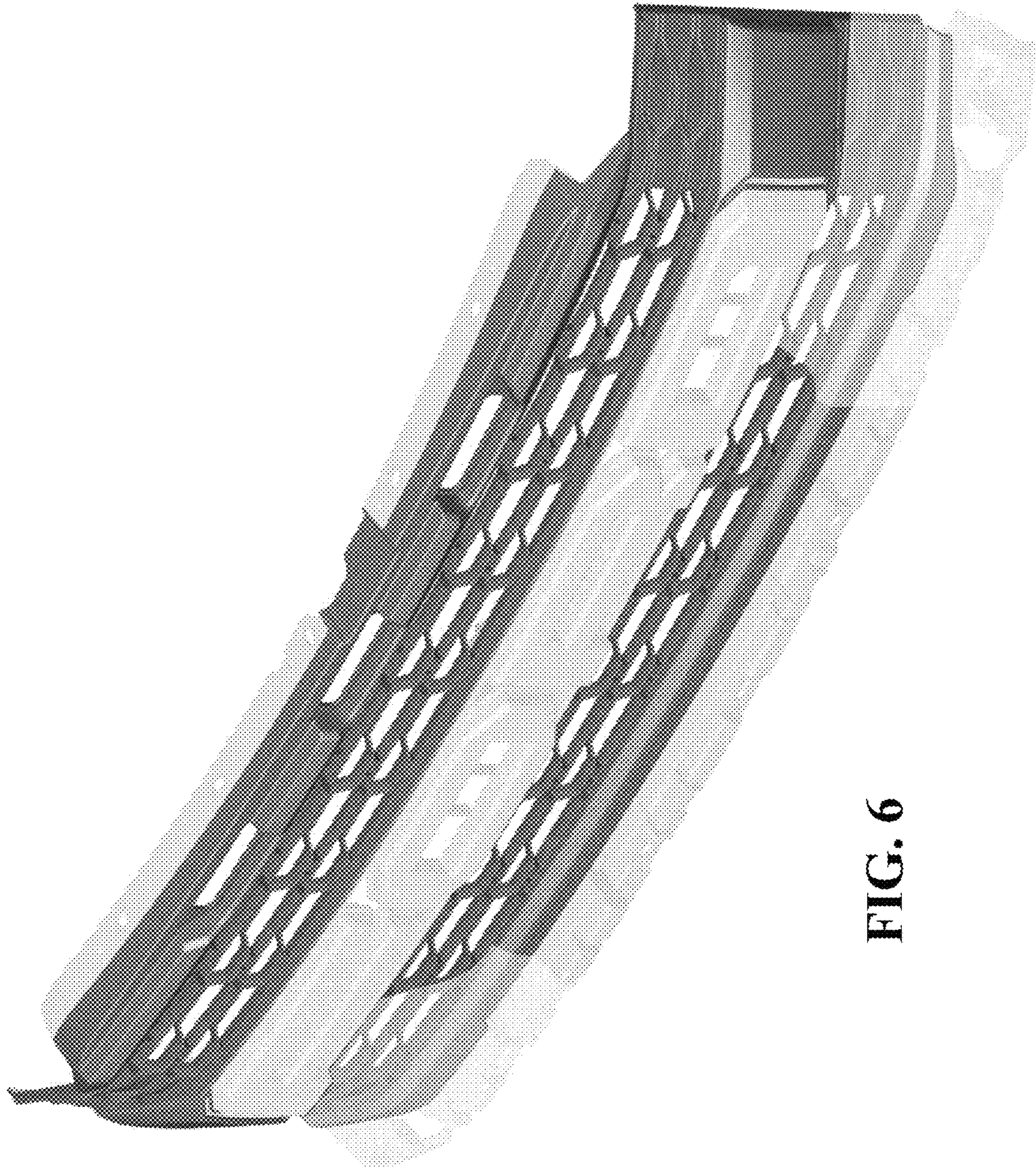


FIG. 6

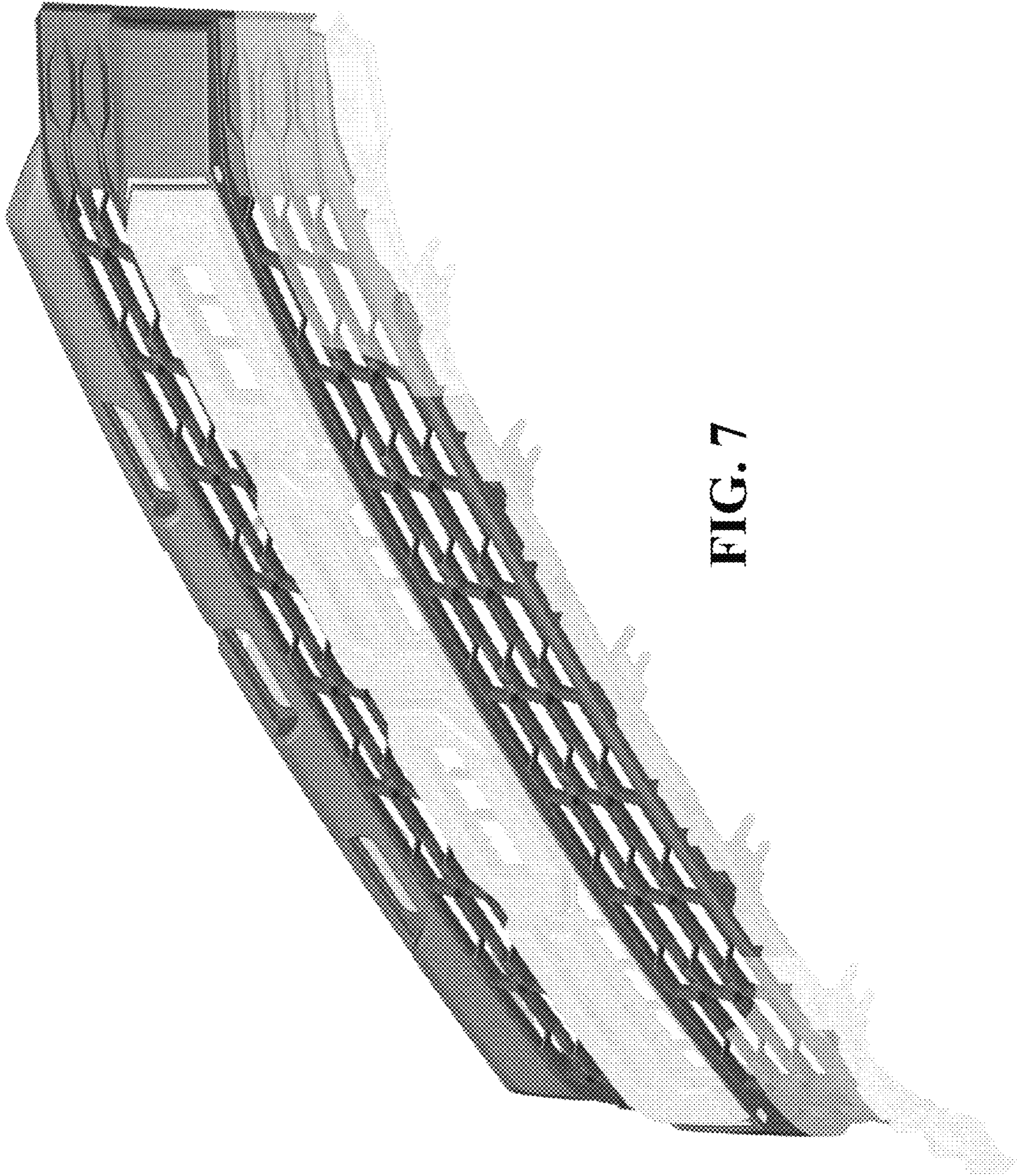


FIG. 7