



US00D964226S

(12) **United States Design Patent**
Kaoud et al.

(10) **Patent No.:** **US D964,226 S**
(45) **Date of Patent:** **** Sep. 20, 2022**

- (54) **VEHICLE FRONT UPPER GRILLE**
- (71) Applicant: **FORD GLOBAL TECHNOLOGIES, LLC**, Dearborn, MI (US)
- (72) Inventors: **Ehab N. Kaoud**, Livonia, MI (US);
Sean W. Tant, Livonia, MI (US);
Jiacheng Liu, Dearborn, MI (US)
- (73) Assignee: **FORD GLOBAL TECHNOLOGIES, LLC**, Dearborn, MI (US)
- (**) Term: **15 Years**
- (21) Appl. No.: **29/797,459**
- (22) Filed: **Jun. 30, 2021**

D753,029 S	4/2016	Talsma	
D754,037 S	4/2016	Behmer	
D754,039 S	4/2016	Behmer	
D764,980 S *	8/2016	Platto	D12/98
D769,160 S	10/2016	Platto et al.	
D822,547 S	7/2018	Platto et al.	
D823,180 S	7/2018	Platto et al.	
D840,283 S	2/2019	Platto et al.	
D840,284 S	2/2019	Platto et al.	
D922,267 S *	6/2021	Kaoud	D12/163
D922,270 S *	6/2021	Kaoud	D12/163
D922,271 S *	6/2021	Hamilton	D12/163
D929,273 S *	8/2021	Piaskowski	D12/163
D929,275 S *	8/2021	Hamilton	D12/163
D941,198 S *	1/2022	Kaoud	D12/163
D941,199 S *	1/2022	Kaoud	D12/163

* cited by examiner

Related U.S. Application Data

- (62) Division of application No. 29/762,589, filed on Dec. 17, 2020, now Pat. No. Des. 941,198.
- (51) **LOC (13) Cl.** **12-16**
- (52) **U.S. Cl.**
USPC **D12/163**
- (58) **Field of Classification Search**
USPC D12/169, 196, 86, 90-92, 163, 190, 98,
D12/164; 293/102, 113, 115, 117, 120,
293/193.11; 296/180.1, 180.2; 180/68.1,
180/68.6
CPC B60R 19/52; B60K 11/08; B62D 25/08;
B62B 9/16
See application file for complete search history.

Primary Examiner — Melody N Brown
(74) *Attorney, Agent, or Firm* — Michael Spenner;
Brooks Kushman P.C.

(57) **CLAIM**

The ornamental design for a vehicle front upper grille, as shown and described.

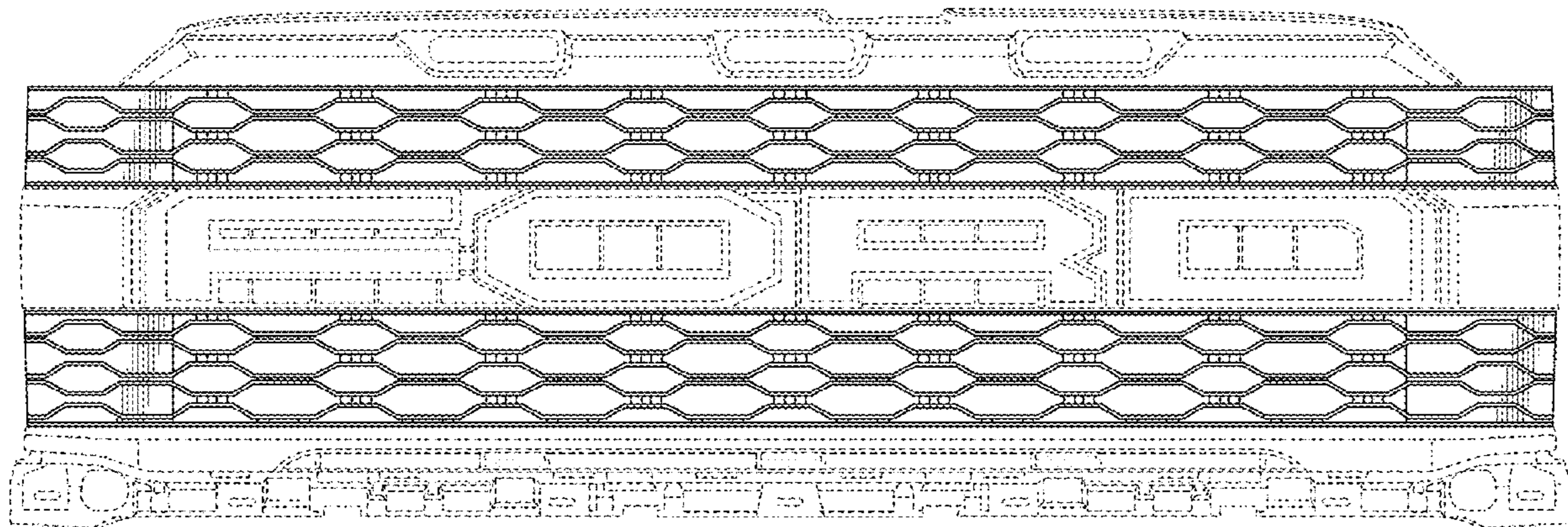
DESCRIPTION

FIG. 1 is a front elevational view of a vehicle front upper grille, showing our new design;
 FIG. 2 is a left side elevational view thereof;
 FIG. 3 is a right side elevational view thereof;
 FIG. 4 is a top plan view thereof;
 FIG. 5 is a bottom plan view thereof;
 FIG. 6 is a top, front and left side perspective view thereof;
 and,
 FIG. 7 is a bottom, front and left side perspective view thereof.

The broken lines shown throughout the drawing views are for illustrative and environmental purposes and form no part of the claimed design.

1 Claim, 7 Drawing Sheets

- (56) **References Cited**
U.S. PATENT DOCUMENTS
- | | | |
|------------|--------|--------|
| D492,226 S | 6/2004 | Kato |
| D678,134 S | 3/2013 | Behmer |
| D698,288 S | 1/2014 | Riggs |
| D712,797 S | 9/2014 | Mays |
| D722,923 S | 2/2015 | George |



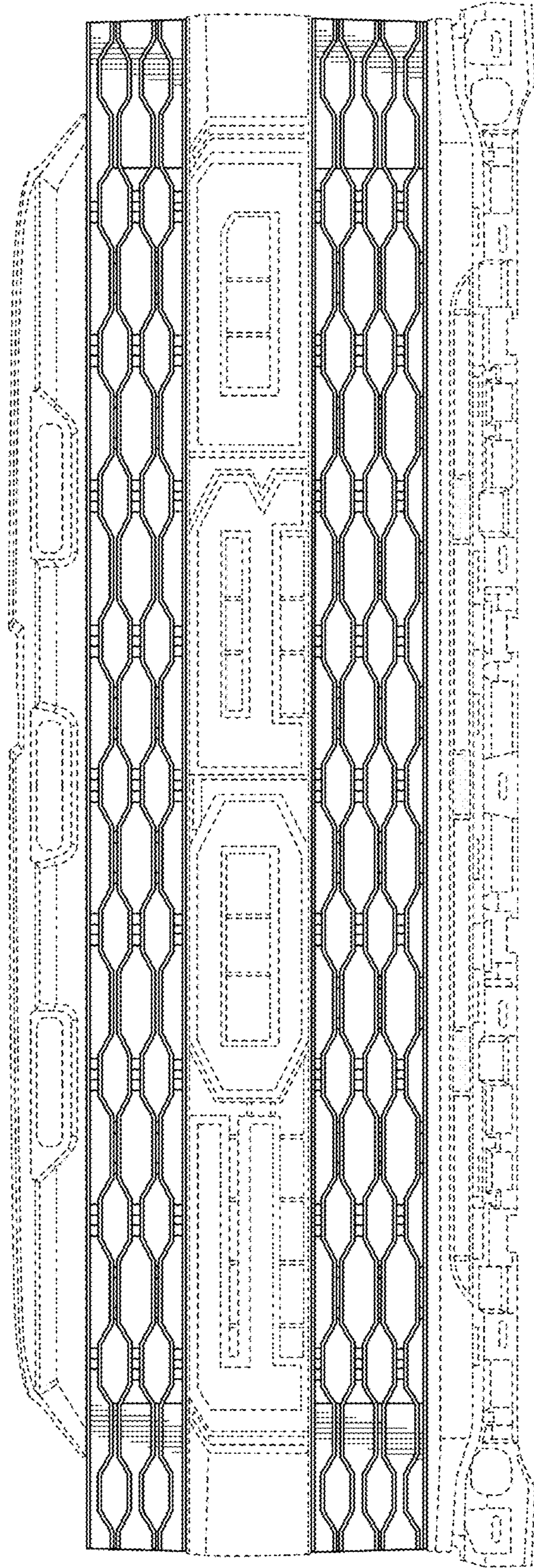


FIG. 1

FIG. 2

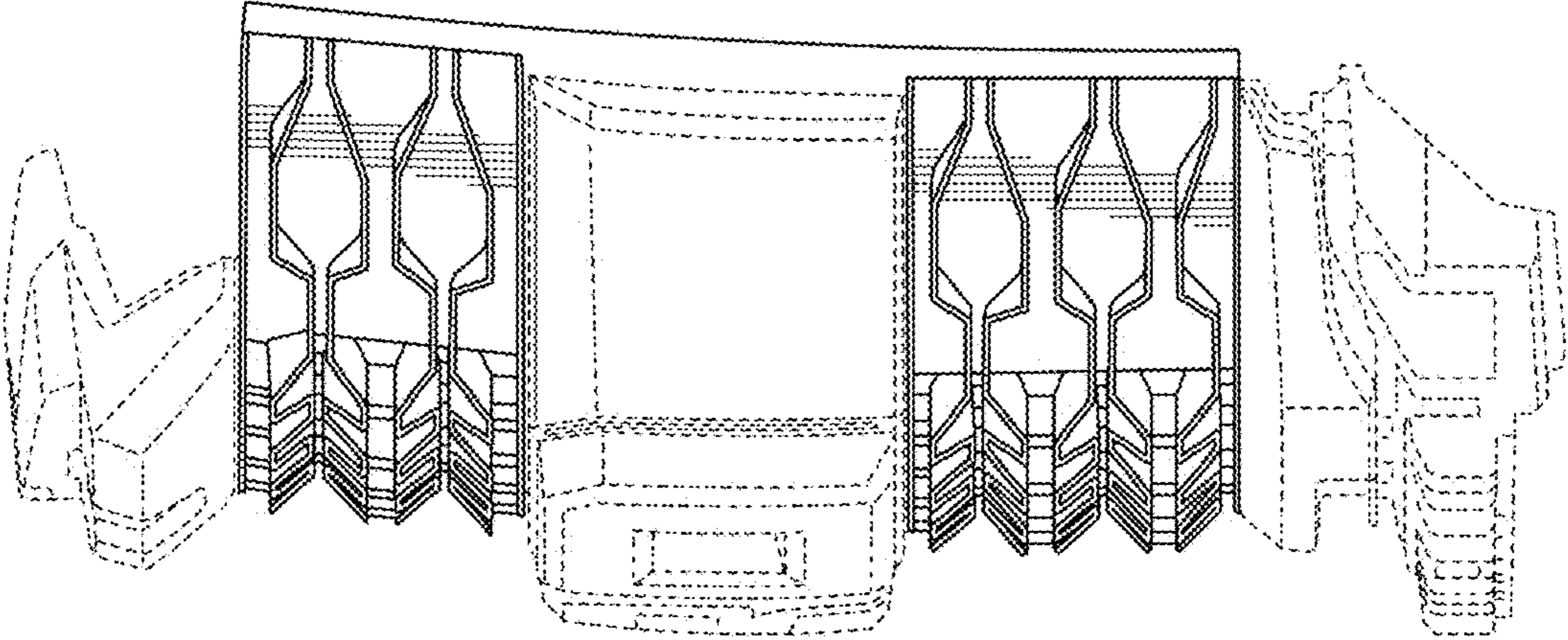
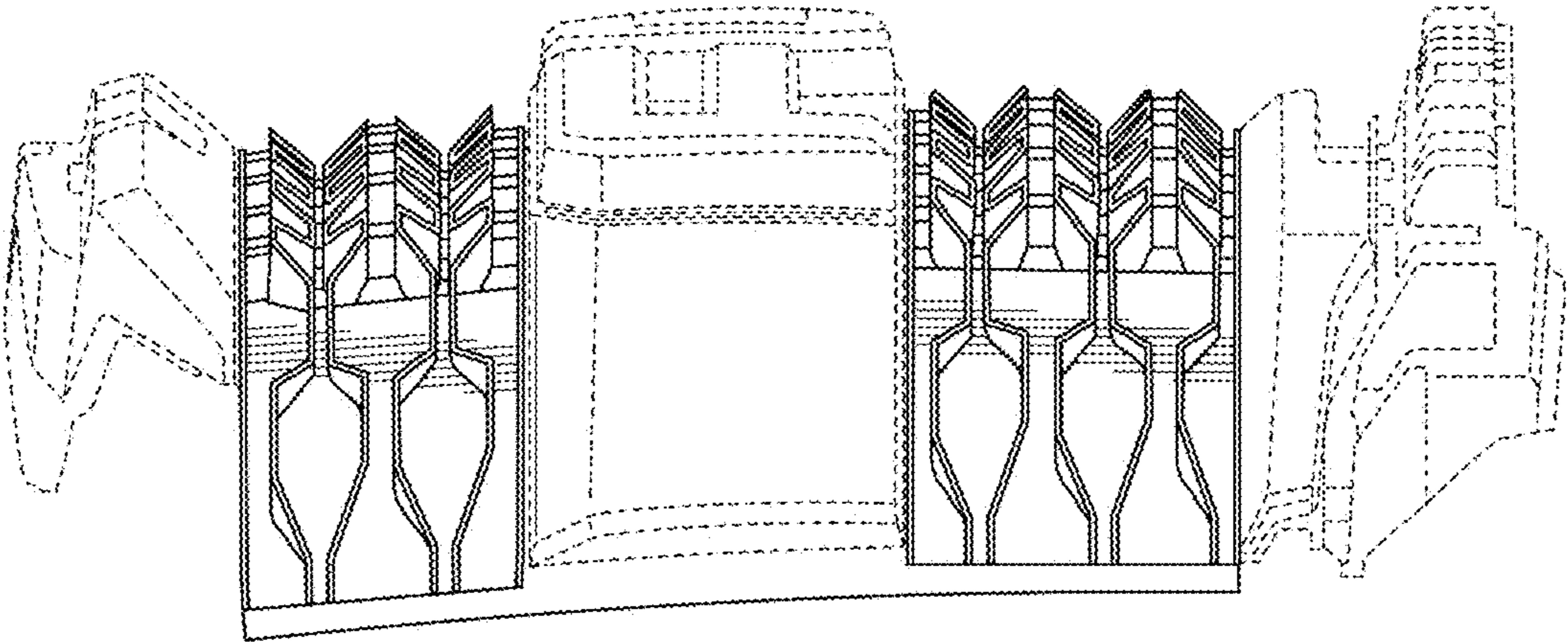


FIG. 3



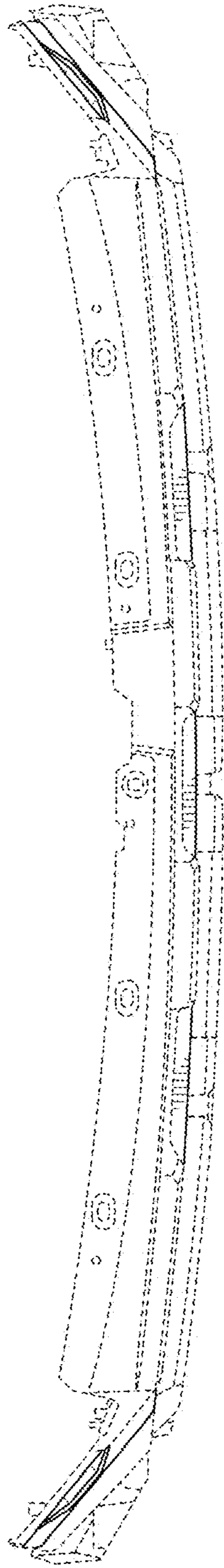


FIG. 4

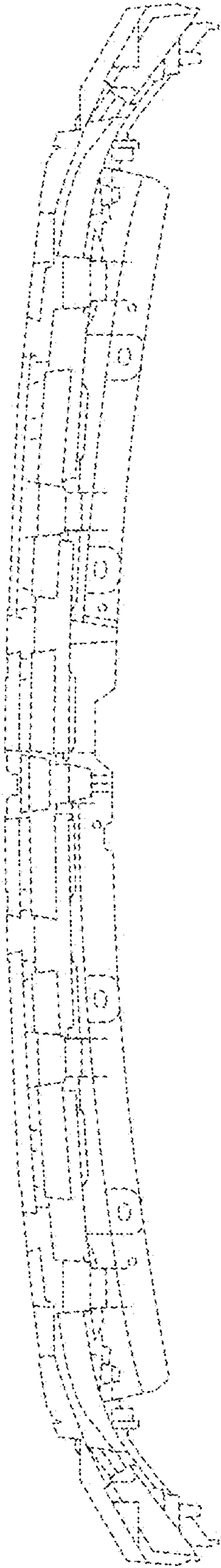


FIG. 5

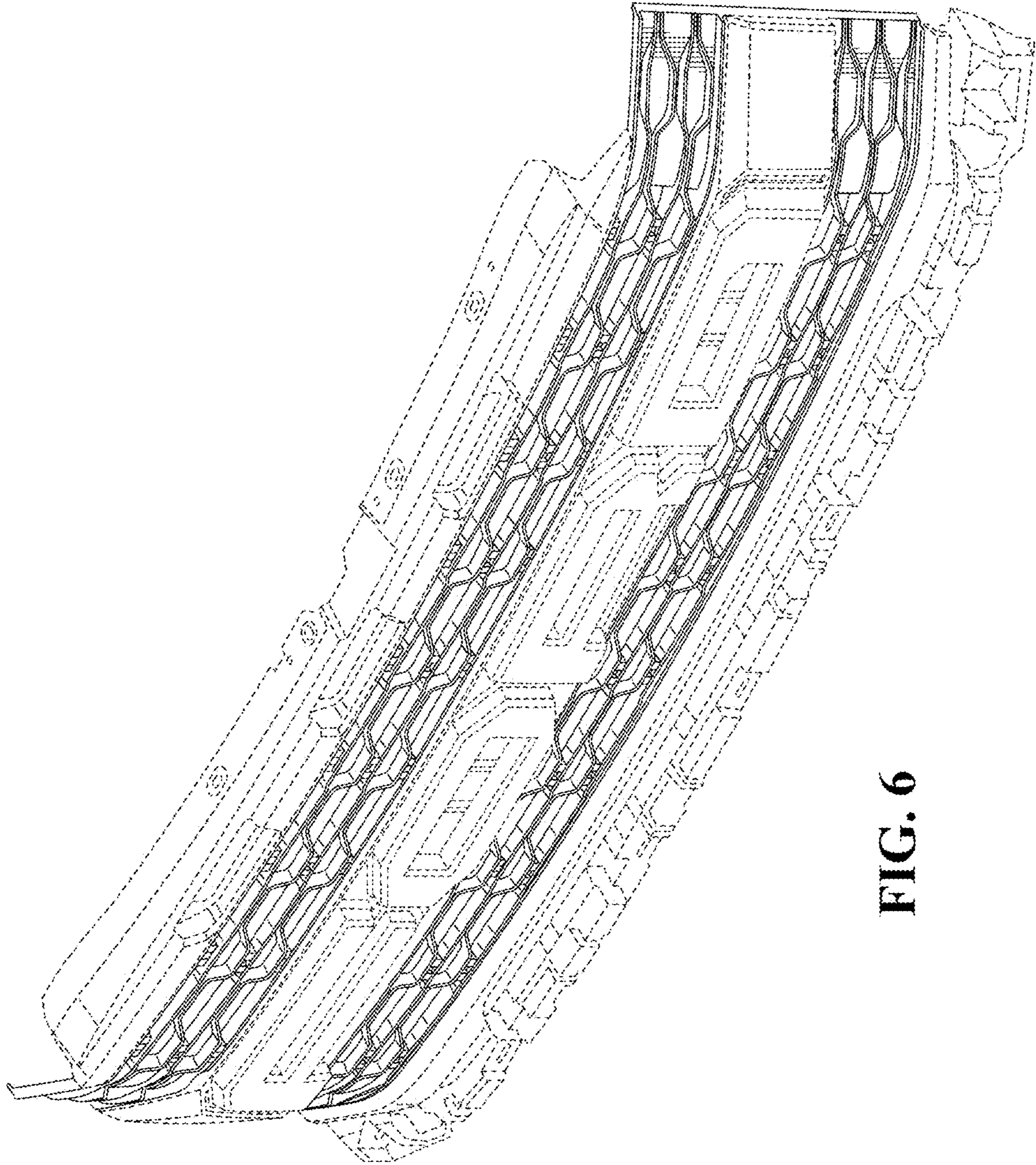


FIG. 6

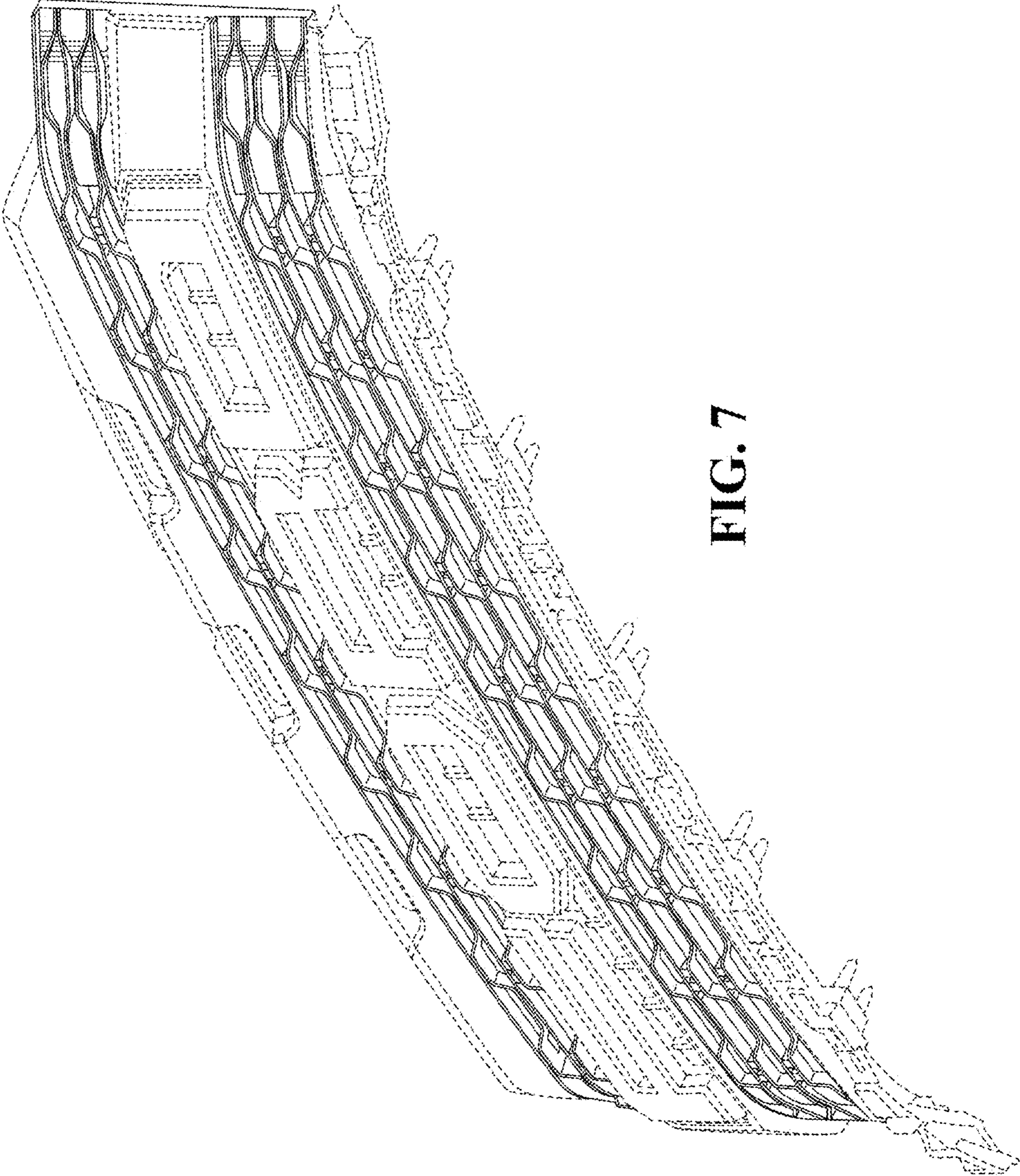


FIG. 7