

US00D964224S

(12) **United States Design Patent** (10) **Patent No.:** **US D964,224 S**
Gregory (45) **Date of Patent:** **** Sep. 20, 2022**

(54) **RADIATOR GRILLE PATTERN**
(71) Applicant: **Bentley Motors Limited**, Crewe
Cheshire (GB)
(72) Inventor: **John Paul Gregory**, Goostrey (GB)
(73) Assignee: **Bentley Motors Limited**, Cheshire
(GB)

D574,752 S * 8/2008 van Braeckel D12/92
D574,753 S * 8/2008 van Braeckel D12/92
D577,633 S * 9/2008 van Braeckel D12/92
D658,545 S * 5/2012 Van Braeckel D12/91
D662,865 S * 7/2012 Van Braeckel D12/164
D685,679 S * 7/2013 Van Braeckel D12/92
D686,535 S * 7/2013 Van Braeckel D12/92
D717,697 S * 11/2014 van Braeckel D12/92

(Continued)

(**) Term: **15 Years**
(21) Appl. No.: **29/715,403**
(22) Filed: **Dec. 2, 2019**

(30) **Foreign Application Priority Data**
May 31, 2019 (EM) 006553780
(51) **LOC (13) Cl.** **12-16**
(52) **U.S. Cl.**
USPC **D12/163**
(58) **Field of Classification Search**
USPC D12/82, 85, 86, 87, 88, 89, 90, 91, 92,
D12/93, 96, 97, 98, 99, 163, 164, 165,
D12/166, 167, 169, 170, 171, 172, 173,
D12/181, 184, 185, 190, 196, 216, 223,
D12/400; D21/533, 548, 552, 561;
D15/31
CPC B60R 19/00; B60R 19/02; B60R 19/04;
B60R 19/18; B60R 19/24; B60R 19/26;
B60R 19/52; B60R 19/56; B60R
2019/525; B60R 2019/527; B60K 11/08;
B60K 11/085; B62D 25/08
See application file for complete search history.

(56) **References Cited**
U.S. PATENT DOCUMENTS

D554,022 S * 10/2007 van Braeckel D12/92
D555,039 S * 11/2007 van Braeckel D12/92
D558,642 S * 1/2008 van Braeckel D12/92
D570,738 S * 6/2008 van Braeckel D12/92

OTHER PUBLICATIONS

Bentley Flying Spur, Published date unavailable [online], [retrieved on Dec. 24, 2021], Retrieved from the Internet: <https://www.bentleymotors.com/en/models/flying-spur/flying-spur.html> (Year: 2021).*

Primary Examiner — Cary M Robinson
Assistant Examiner — Adam C Mager
(74) *Attorney, Agent, or Firm* — Tarolli, Sundheim,
Covell & Tummino LLP; John A. Yirga, Esq.

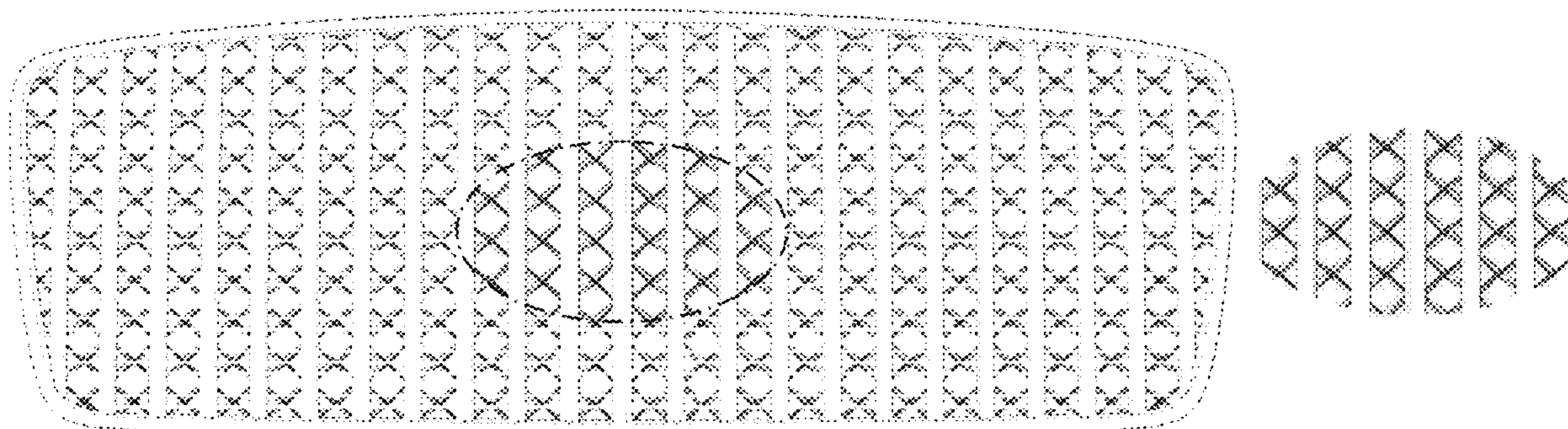
(57) **CLAIM**

The ornamental design for a radiator grille pattern, as shown and described.

DESCRIPTION

FIG. 1 is a front elevation view of a radiator grille pattern illustrating my ornamental design;
FIG. 2 is a portion of the design claimed in FIG. 1;
FIG. 3 is a front portion view thereof;
FIG. 4 is a right side perspective portion thereof;
FIG. 5 is a left side perspective portion thereof;
FIG. 6 is a top plan view thereof;
FIG. 7 is a top perspective portion view thereof;
FIG. 8 is a left side perspective portion thereof;
FIG. 9 is a right side perspective portion thereof; and,
FIG. 10 is a rear elevation portion view thereof.
The dashed lines illustrate environmental structure and forms no part of the claimed design. The dashed-dot lines are boundaries of the claimed portion of the design.

1 Claim, 10 Drawing Sheets



(56)

References Cited

U.S. PATENT DOCUMENTS

D753,031	S	*	4/2016	van Braeckel	D12/164
D782,367	S	*	3/2017	Donckerwolke	D12/92
D790,410	S	*	6/2017	Ito	D12/163
D811,939	S	*	3/2018	Lee	D12/91
D818,895	S	*	5/2018	Lee	D12/164
D824,295	S	*	7/2018	Donckerwolke	D12/164
D825,386	S	*	8/2018	Donckerwolke	D12/92
D835,004	S	*	12/2018	Donckerwolke	D12/92
D859,215	S	*	9/2019	Gregory	D12/92
D859,235	S	*	9/2019	Gregory	D12/164
D860,878	S	*	9/2019	Ito	D12/163
D928,039	S	*	8/2021	Gregory	D12/92

* cited by examiner

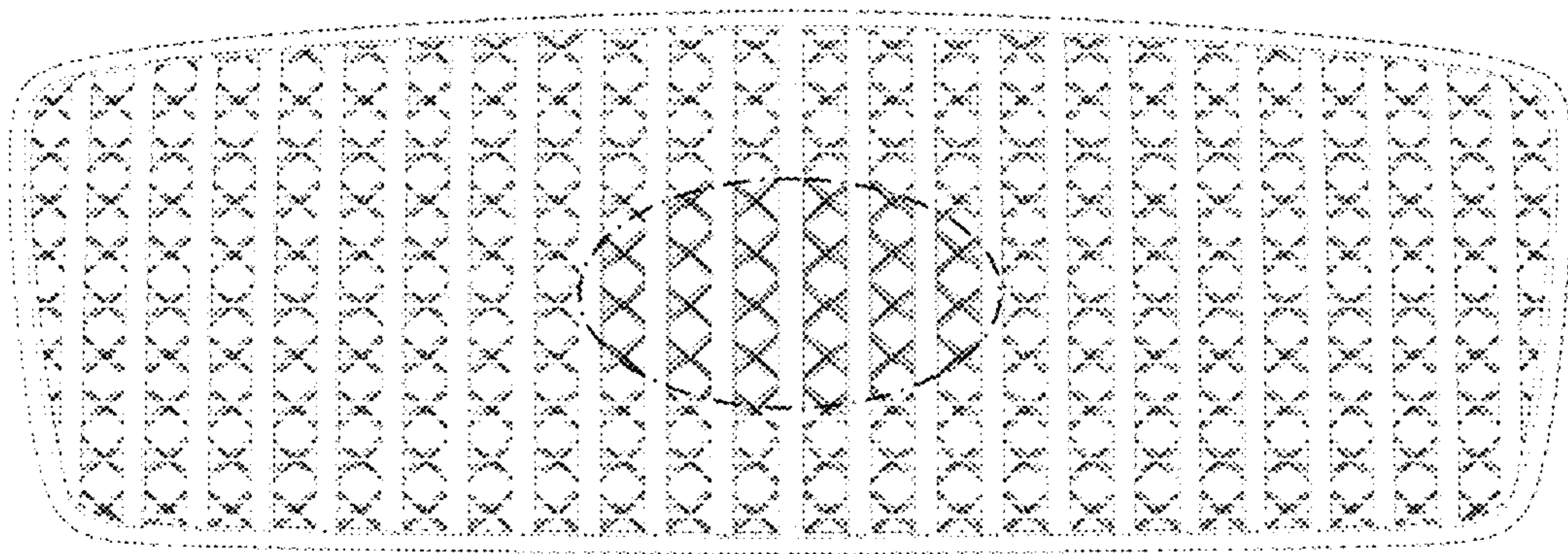


FIG. 1

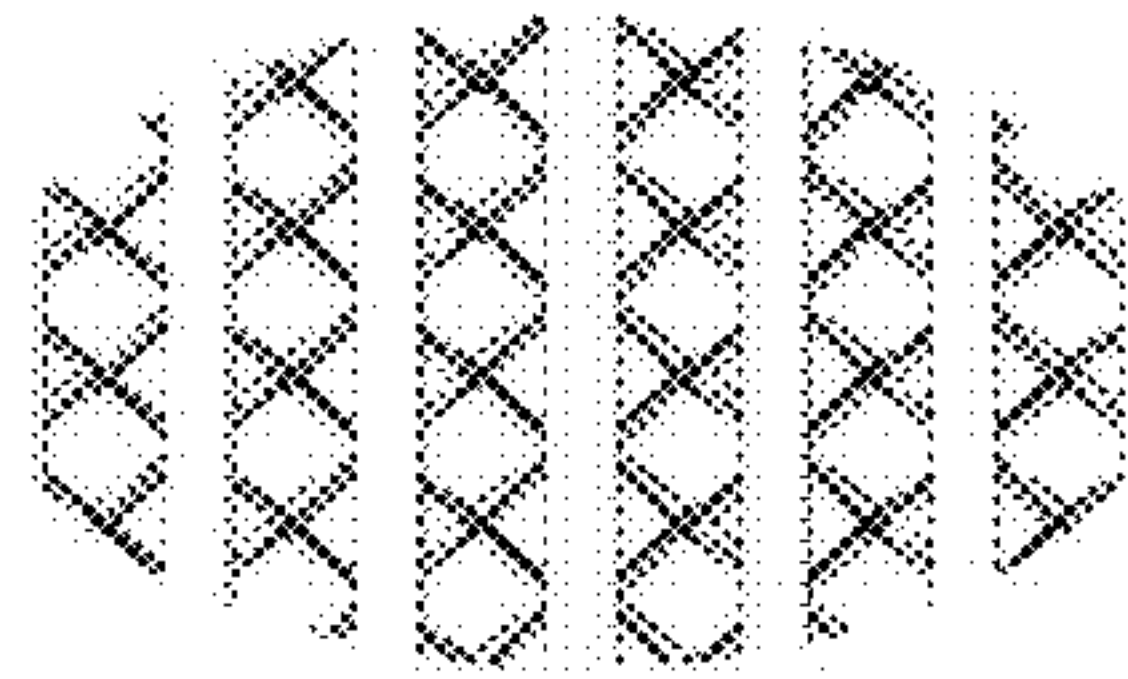


FIG. 2

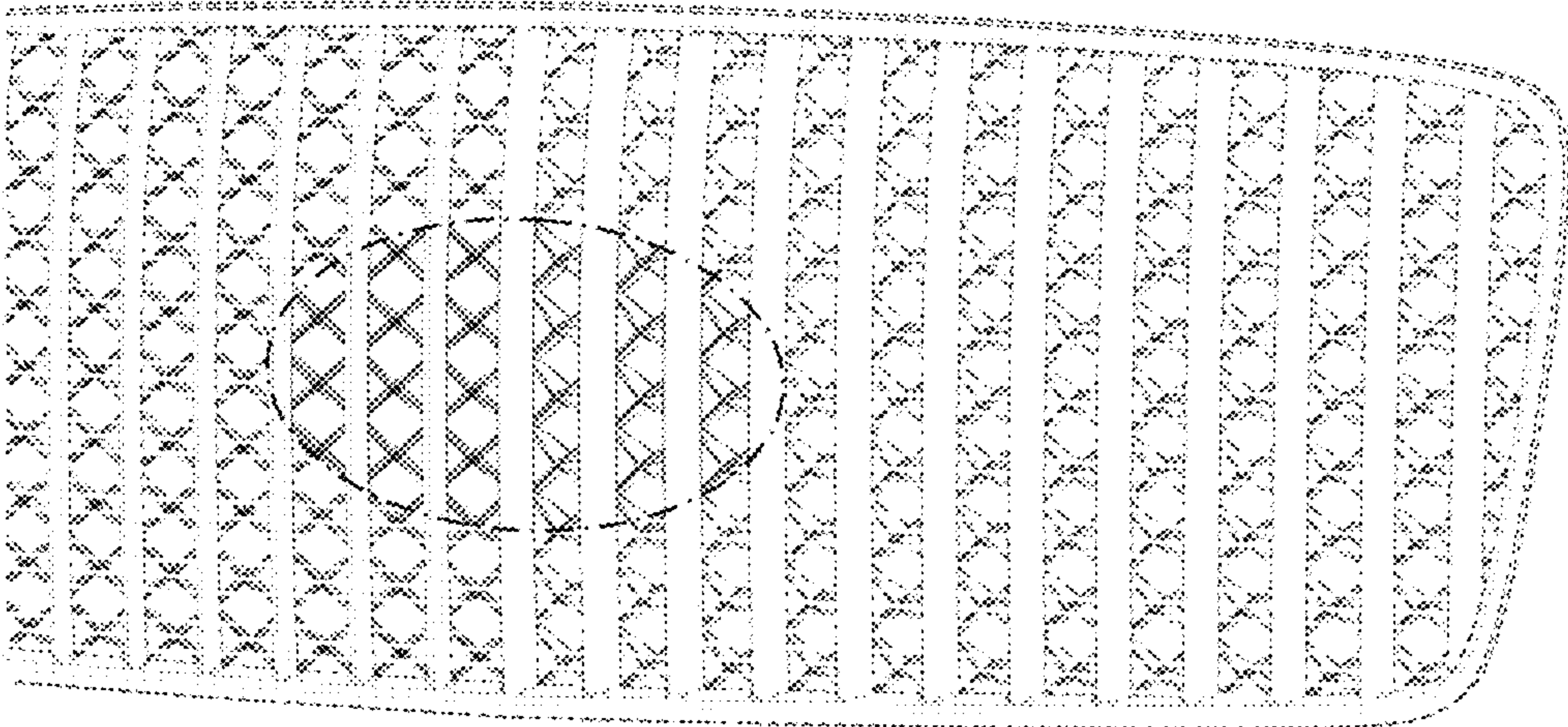


FIG. 3

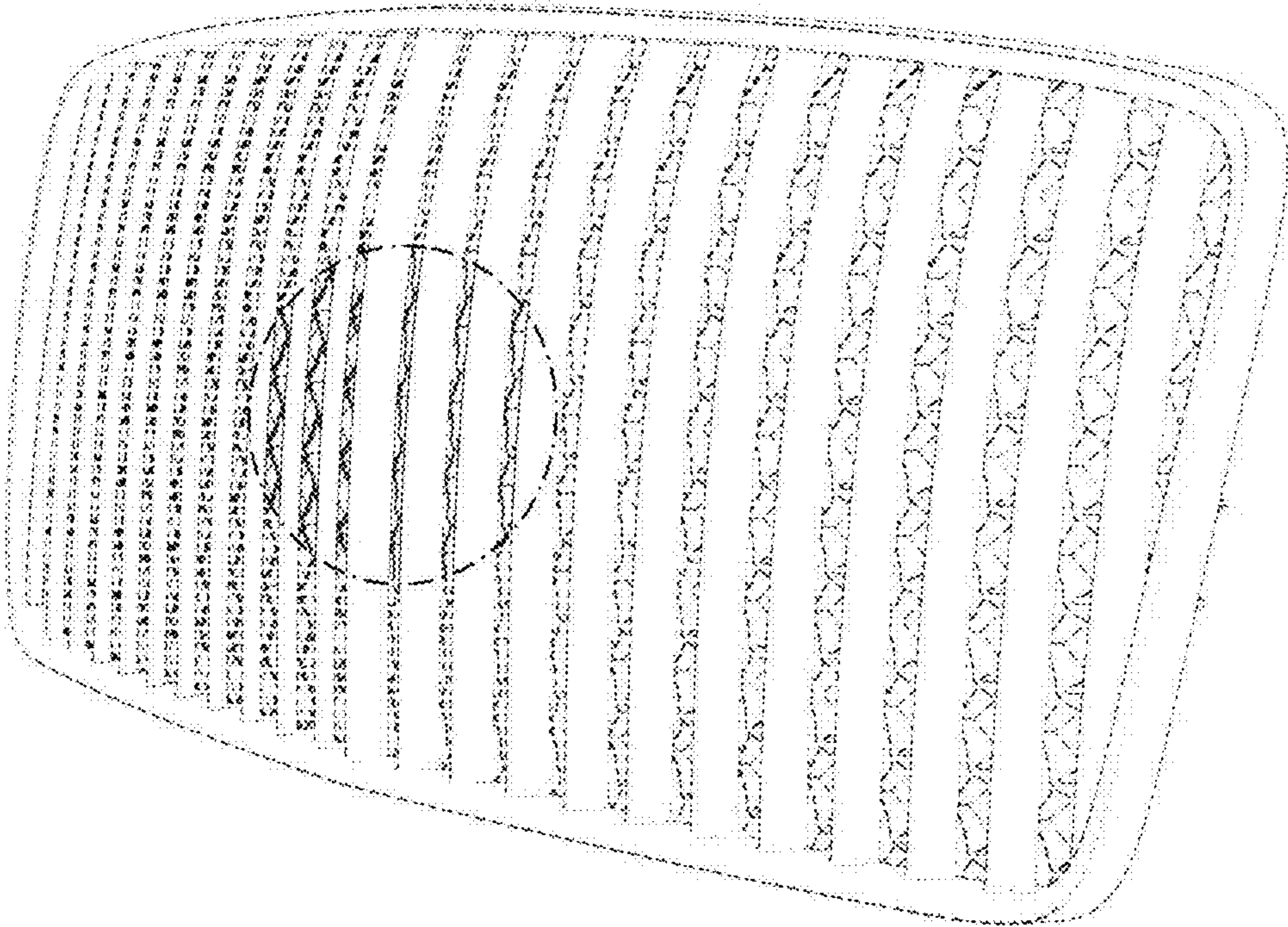


FIG. 4

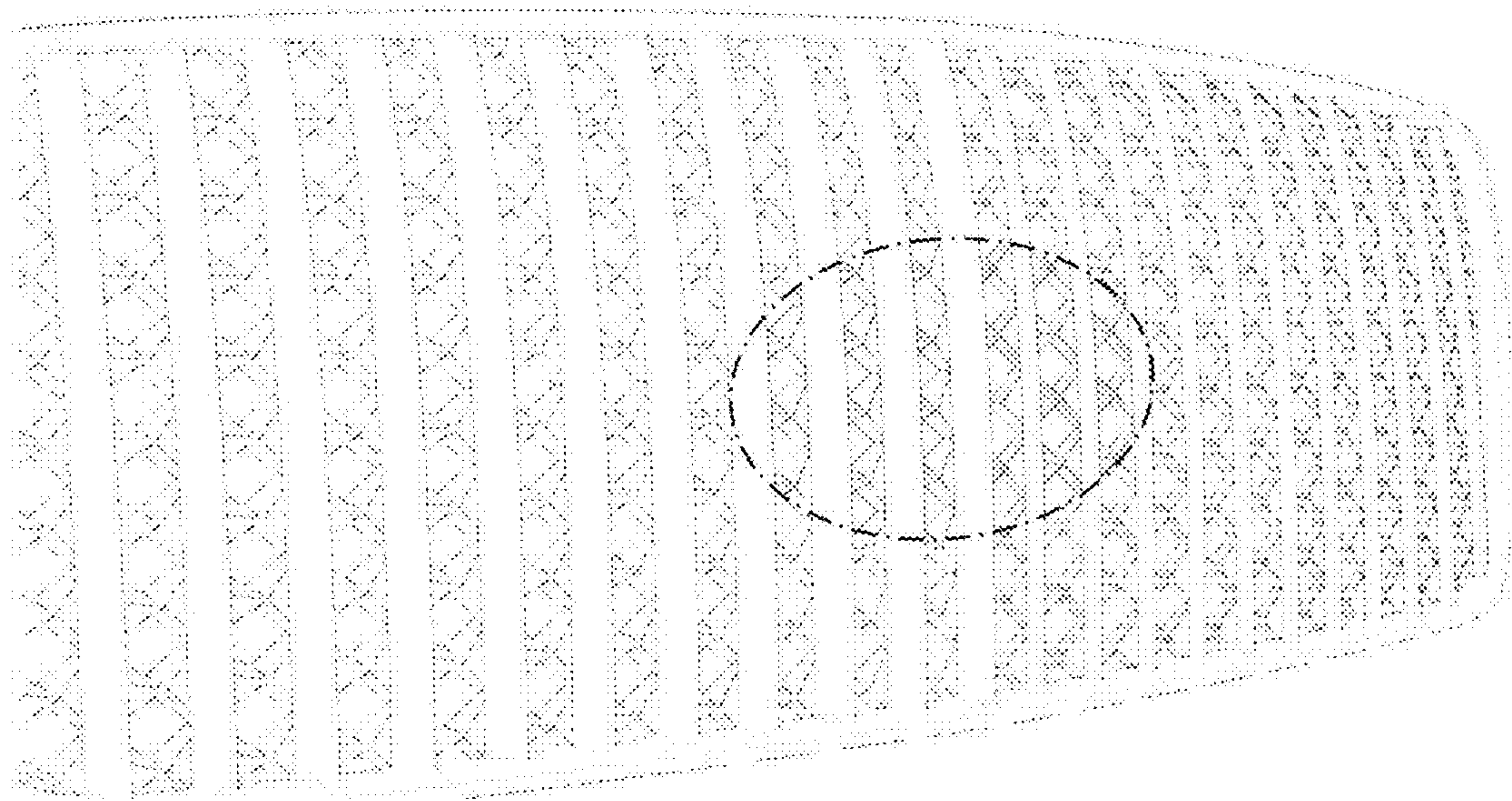


FIG. 5




FIG. 6




FIG. 7

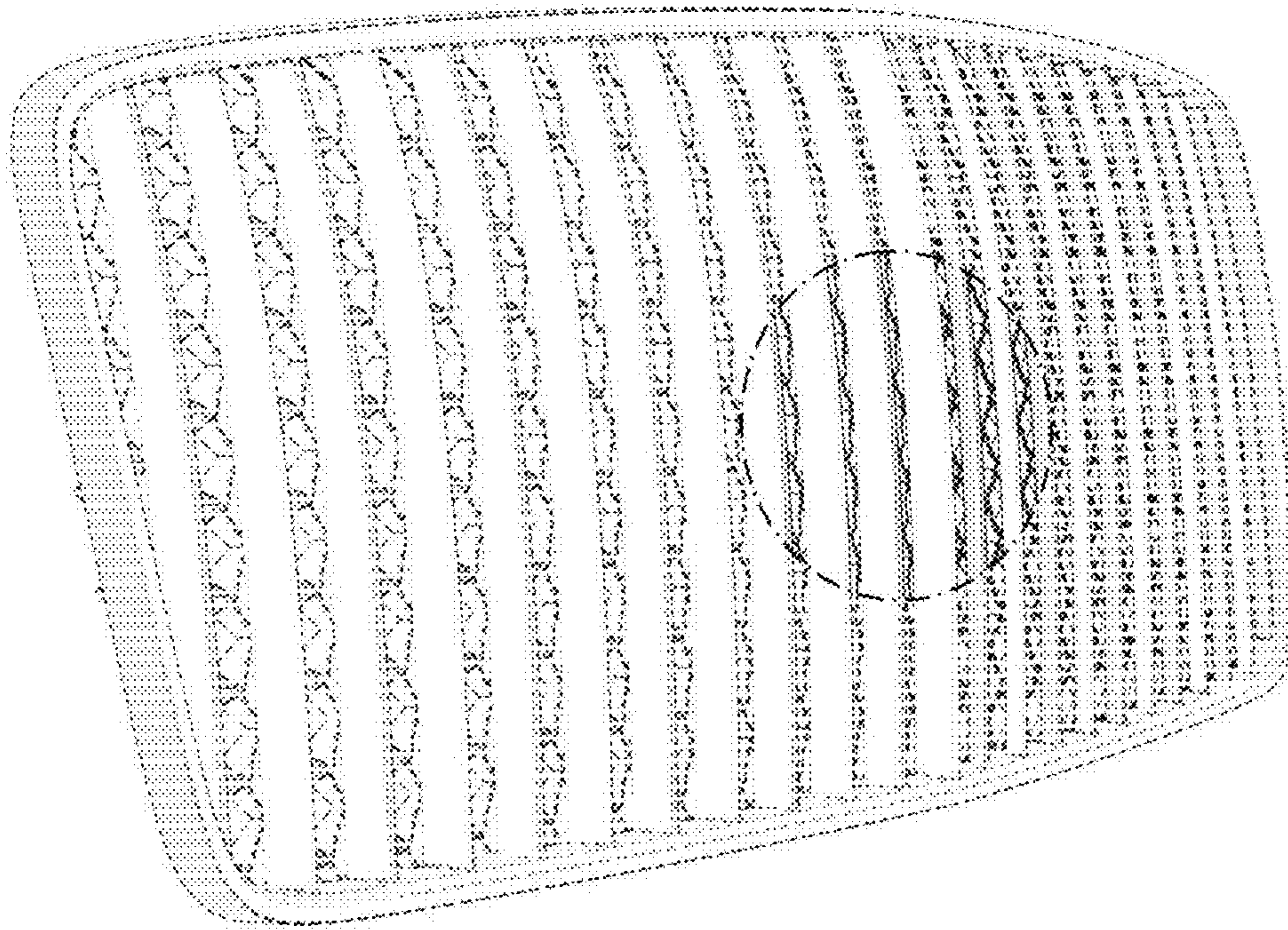


FIG. 8

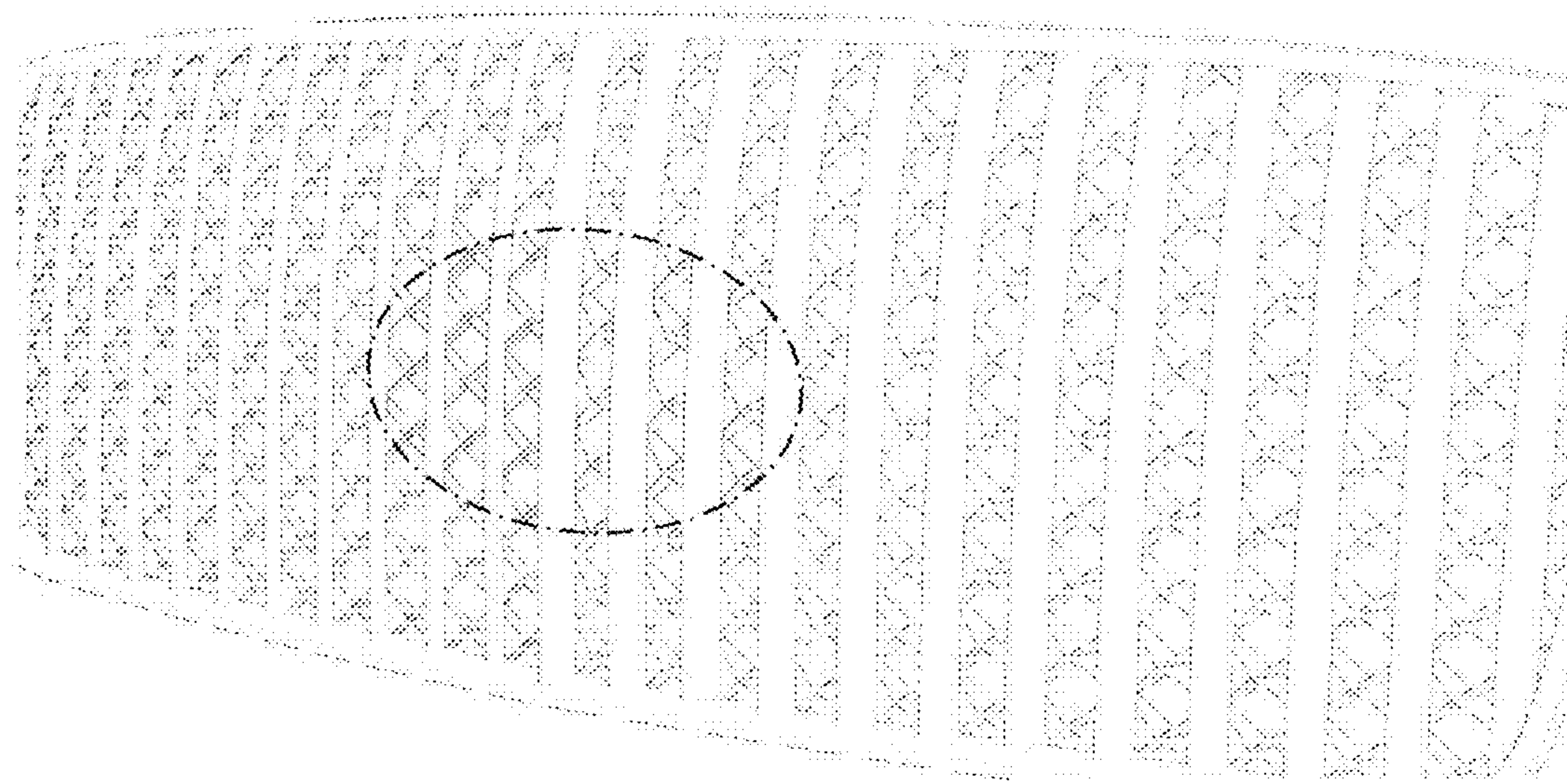


FIG. 9

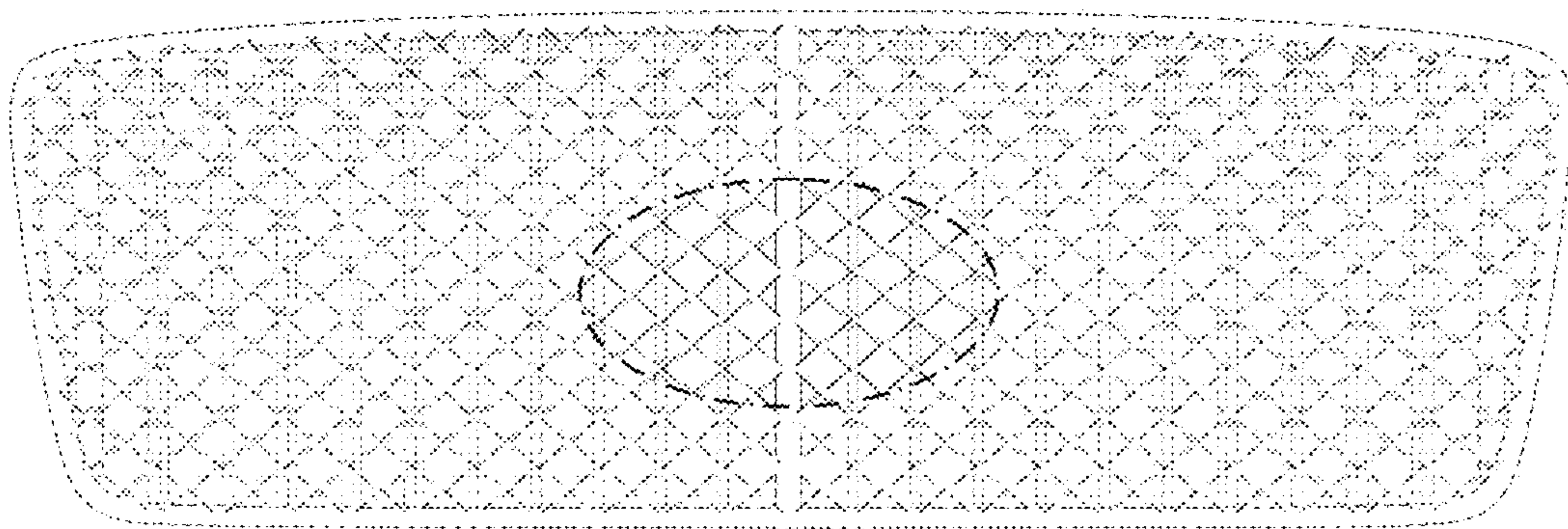


FIG. 10