



US00D964211S

(12) **United States Design Patent**
Bourgeois et al.

(10) **Patent No.: US D964,211 S**
(45) **Date of Patent: ** Sep. 20, 2022**

- (54) **SNOW VEHICLE FOR UPRIGHT USE**
- (71) Applicant: **10696030 CANADA INC.**, Saguenay (CA)
- (72) Inventors: **Luc Bourgeois**, Terrebonne (CA); **Jean-Frederic Beaudoin**, Boisbriand (CA); **Pierre Rondeau**, Montreal (CA); **Felix Gauthier**, Chicoutimi (CA); **Christian Chantal**, Saint-Ambroise (CA); **Frederik Aubut**, Chicoutimi-Nord (CA); **Alexis Bergeron**, Jonquiere (CA); **Giles Hayes**, Chicoutimi (CA)
- (73) Assignee: **10696030 CANADA INC.**, Saguenay (CA)

6,431,301	B1 *	8/2002	Forbes	B62K 3/002
					180/185
7,475,751	B2 *	1/2009	Pard	B62M 27/00
					180/190
D778,783	S *	2/2017	Will	D12/7
D813,091	S *	3/2018	Tharp	D12/7
10,899,415	B2 *	1/2021	Mangum	B62M 27/02
2006/0232028	A1 *	10/2006	Pard	B62M 27/00
					280/22.1
2008/0017431	A1 *	1/2008	Sadakuni	B62M 27/02
					180/193
2017/0129526	A1 *	5/2017	Mangum	B62B 17/04
2018/0273142	A1 *	9/2018	Mangum	B62D 55/12
2019/0144074	A1 *	5/2019	Vigen	B62M 27/02
					180/190
2021/0214044	A1 *	7/2021	Krings	F16D 55/36
2021/0262562	A1 *	8/2021	Olason	F16H 55/563

* cited by examiner

- (**) Term: **15 Years**
- (21) Appl. No.: **29/745,367**
- (22) Filed: **Aug. 5, 2020**

Primary Examiner — Ania Aman
(74) *Attorney, Agent, or Firm* — Brouillette Legal Inc.;
Robert Brouillette

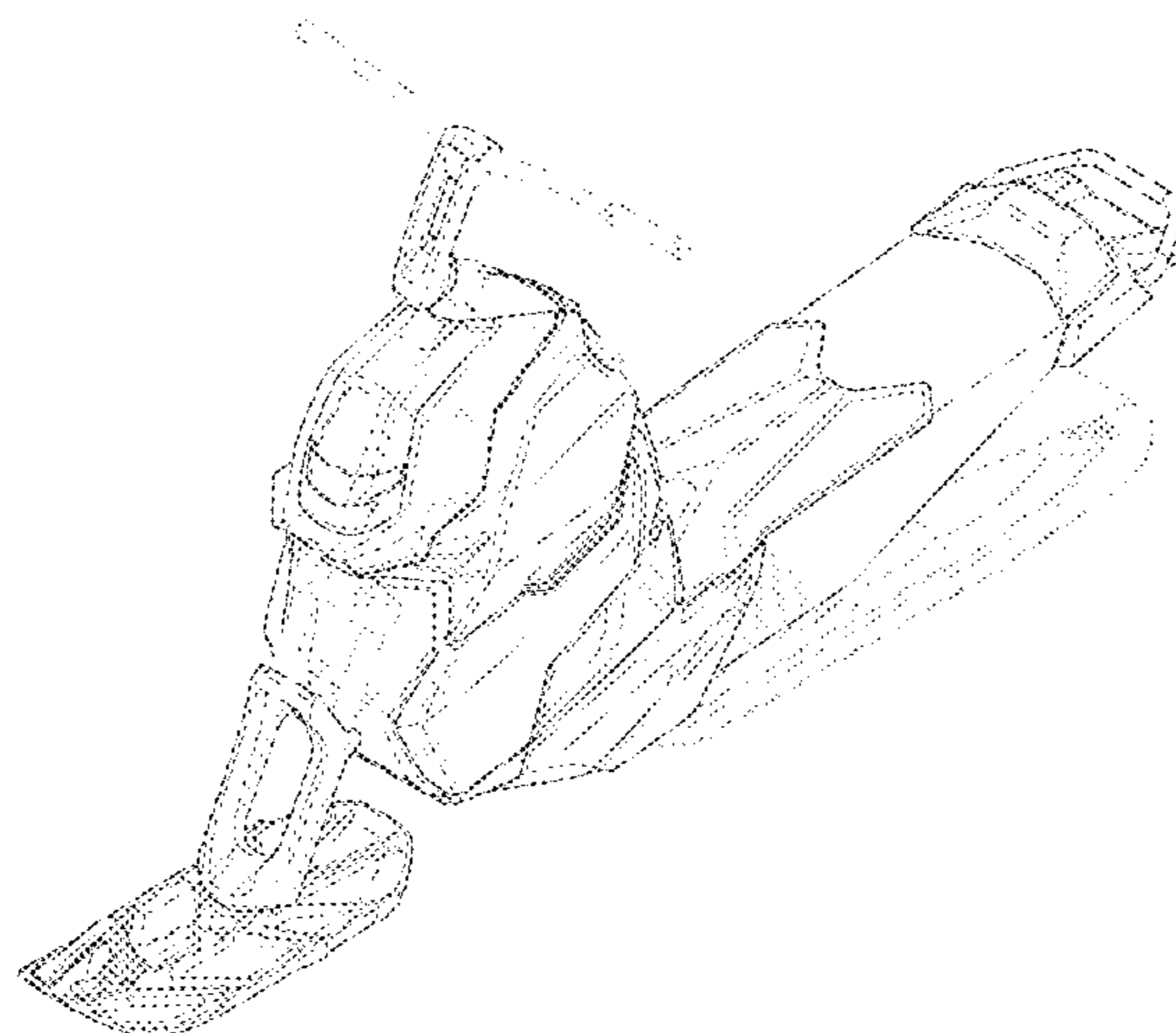
- (30) **Foreign Application Priority Data**
Apr. 24, 2020 (CA) CA 194976
- (51) **LOC (13) Cl.** **12-13**
- (52) **U.S. Cl.**
USPC **D12/7**
- (58) **Field of Classification Search**
USPC D7/7, 8, 10, 9, 1
CPC B62B 15/007; B62B 17/06; B62B 19/02;
B62M 27/00; B62M 27/02; B62M
2027/025; B62M 2027/026; B62M
2027/028; B62M 2027/021; A63C 5/00;
B60K 11/04
See application file for complete search history.

(57) **CLAIM**
The ornamental design for a snow vehicle for upright use, as shown and described.

- (56) **References Cited**
U.S. PATENT DOCUMENTS
4,823,903 A * 4/1989 Bibollet B62K 17/00
180/193
D389,780 S * 1/1998 Komatsu D12/7

DESCRIPTION
FIG. 1 is a front, top, right perspective view of a snow vehicle for upright use;
FIG. 2 is a front elevation view thereof;
FIG. 3 is a back elevation view thereof;
FIG. 4 is a right elevation view thereof;
FIG. 5 is a left elevation view thereof; and,
FIG. 6 is a top plan view thereof.
The broken lines shown on the drawings depict portions of snow vehicle for upright use that form no part of the claimed design.

1 Claim, 6 Drawing Sheets



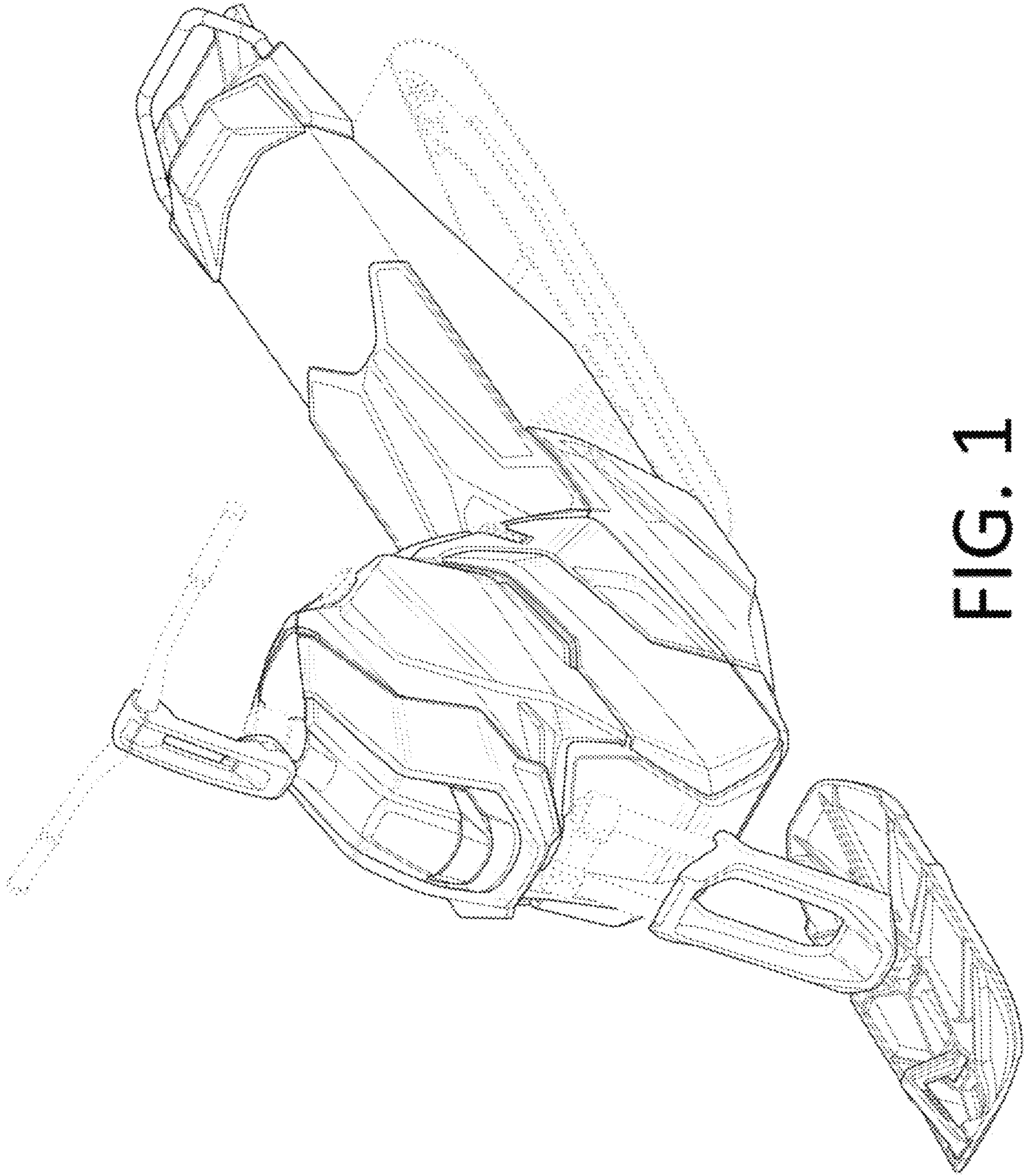


FIG. 1

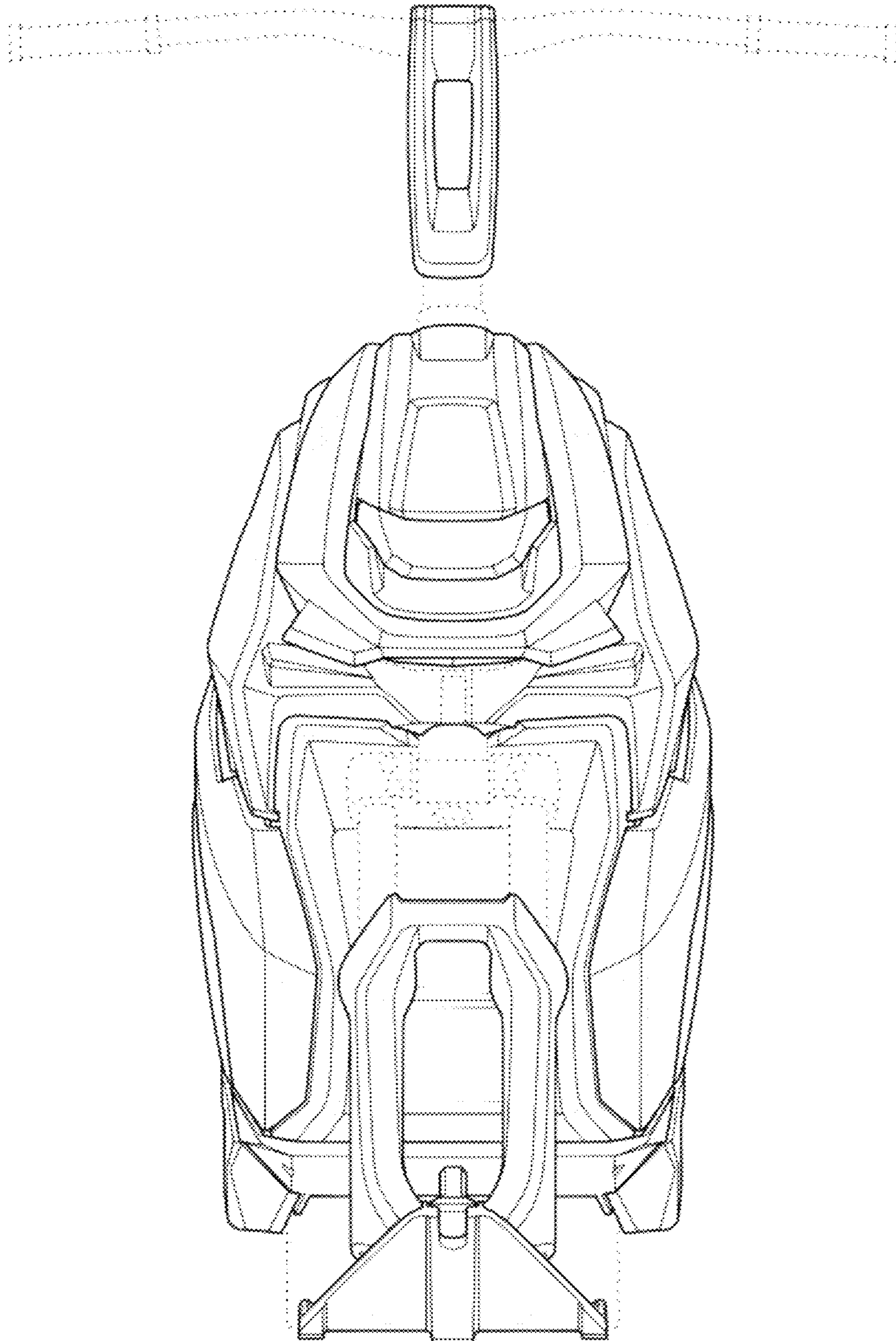


FIG. 2

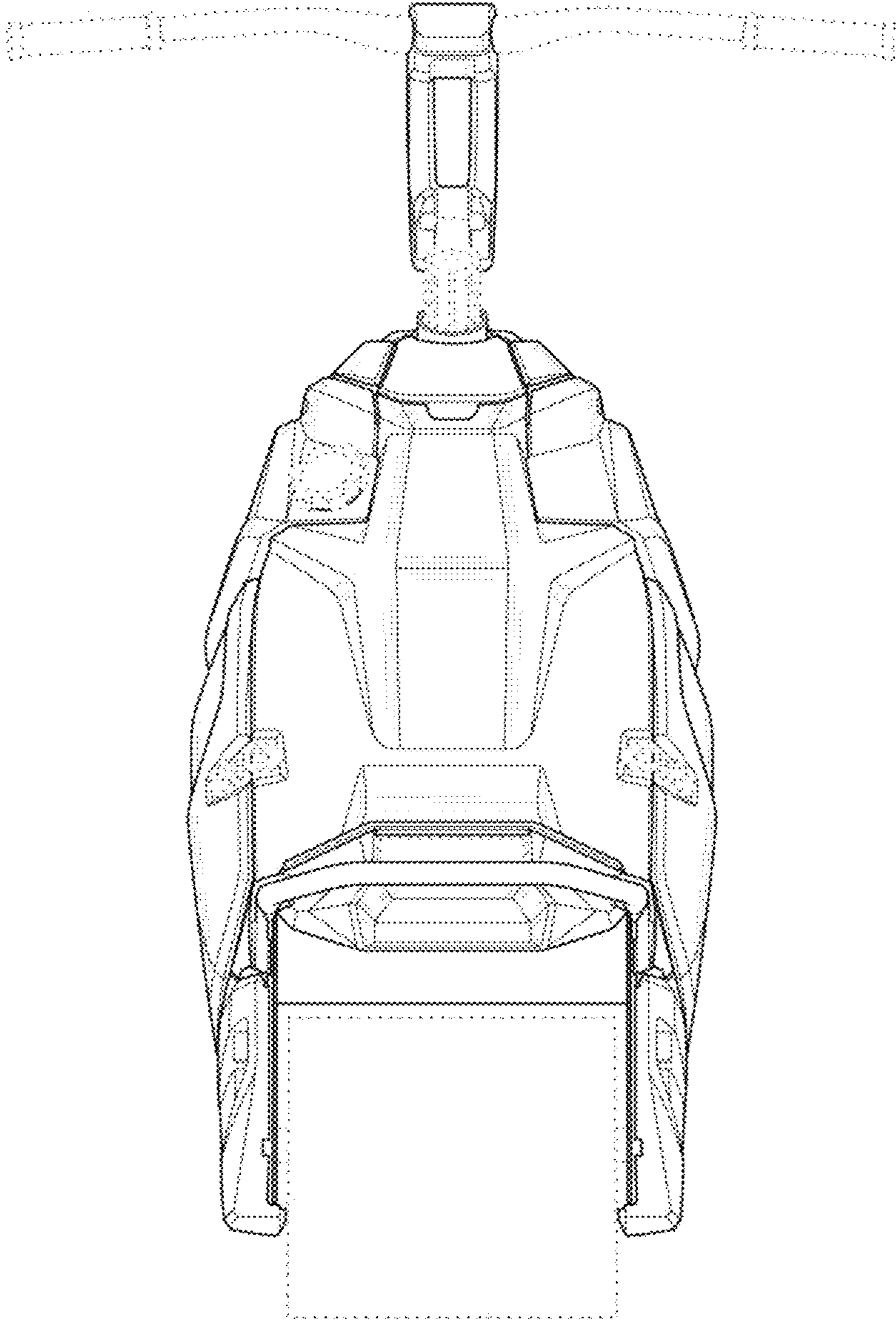


FIG. 3




FIG. 4

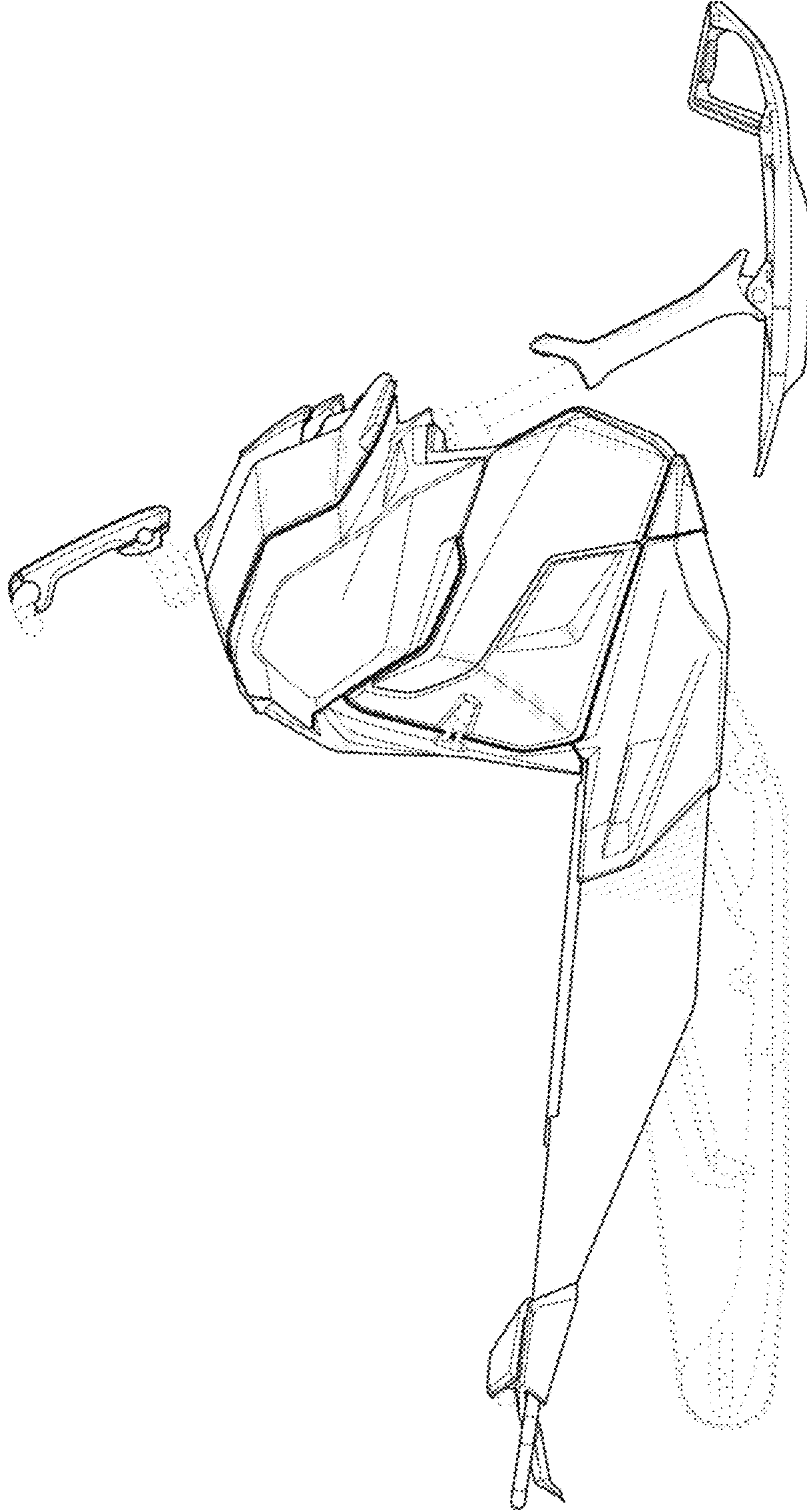


FIG. 5

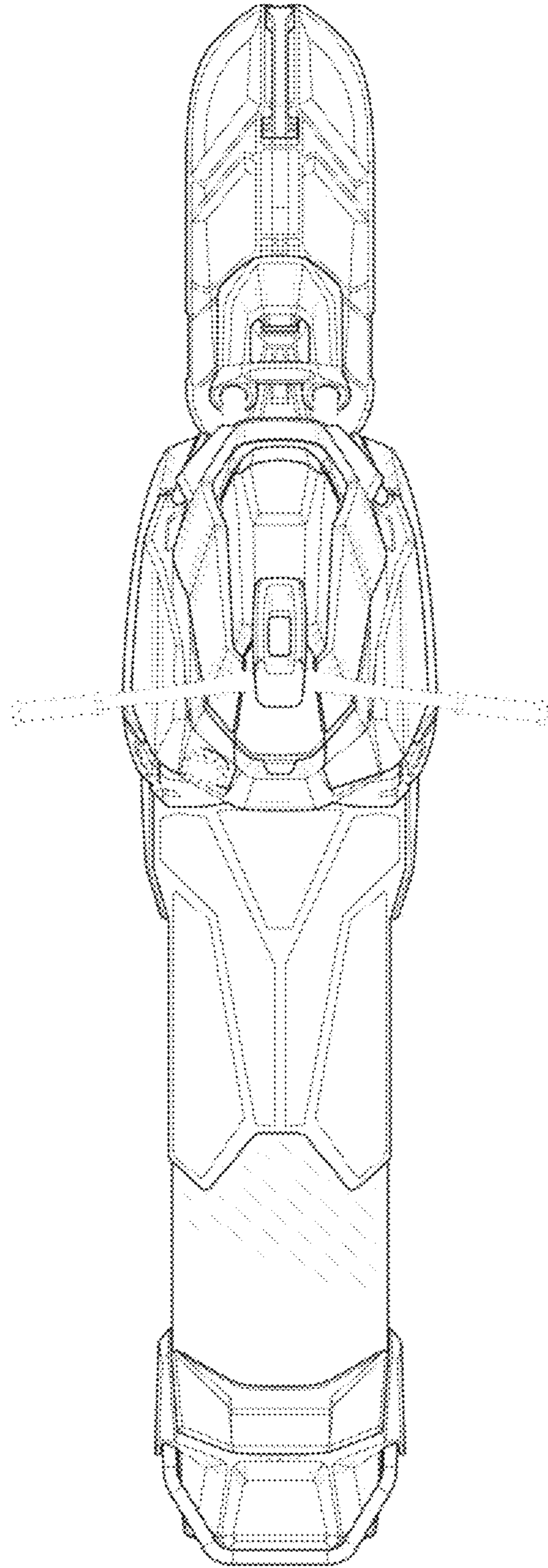


FIG. 6