



US00D964204S

(12) **United States Design Patent** (10) **Patent No.:** **US D964,204 S**  
**Yang** (45) **Date of Patent:** **\*\* Sep. 20, 2022**

(54) **PENDANT**

(71) Applicant: **Zihao Yang**, Shanghai (CN)

(72) Inventor: **Zihao Yang**, Shanghai (CN)

(\*\*) Term: **15 Years**

(21) Appl. No.: **29/797,767**

(22) Filed: **Jul. 2, 2021**

(51) **LOC (13) Cl.** ..... **11-01**

(52) **U.S. Cl.**  
USPC ..... **D11/82**

(58) **Field of Classification Search**  
USPC ..... D11/1, 2, 3, 4, 7, 8, 40-48, 61, 79-86,  
D11/101, 102, 221, 223; D3/207-211,  
D3/318

CPC ..... A44C 1/00; A44C 5/00; A44C 5/0084;  
A44C 5/02; A44C 5/022; A44C 5/025;  
A44C 5/027; A44C 7/00; A44C 7/002;  
A44C 7/003; A44C 7/004; A44C 7/005;  
A44C 7/006; A44C 7/007; A44C 7/008;  
A44C 7/009; A44C 25/00; A44C 25/001;  
A44C 25/002; A44C 25/007

See application file for complete search history.

(56) **References Cited**

**U.S. PATENT DOCUMENTS**

D682,731 S \* 5/2013 Anonychuk ..... D11/95  
D715,679 S \* 10/2014 Ochoa ..... D11/80  
D848,306 S \* 5/2019 Parvex ..... D11/48  
D899,960 S \* 10/2020 Zhao ..... D11/84  
D904,923 S \* 12/2020 Comolli ..... D11/79  
D908,036 S \* 1/2021 Demark ..... D11/83

D920,149 S \* 5/2021 Krauss ..... D11/79  
D945,309 S \* 3/2022 Demark ..... D11/86  
D955,269 S \* 6/2022 Glatz ..... D11/79  
D957,983 S \* 7/2022 Forbes ..... D11/84  
2005/0257567 A1\* 11/2005 Bondanza ..... A44C 9/0015  
63/15.1

**OTHER PUBLICATIONS**

[Online] "Double Side Malachite Necklace" <https://golstonjewelry.com/products/double-side-malachite-necklace>. Retrieved Jul. 30, 2022.\*

\* cited by examiner

*Primary Examiner* — Melanie Pellegrini

(74) *Attorney, Agent, or Firm* — Rumit Ranjit Kanakia

(57) **CLAIM**

I claim the ornamental design for a pendant, as shown and described.

**DESCRIPTION**

FIG. 1 is a Perspective view of a pendant showing my new design;  
FIG. 2 is a Back Perspective view thereof;  
FIG. 3 is a Front view thereof;  
FIG. 4 is a Back view thereof;  
FIG. 5 is a Left-side view thereof;  
FIG. 6 is a Right-side view thereof;  
FIG. 7 is a Top view thereof; and,  
FIG. 8 is a Bottom view thereof.  
The broken lines in the drawings depict portions of the pendant that form no part of the claimed design.

**1 Claim, 6 Drawing Sheets**

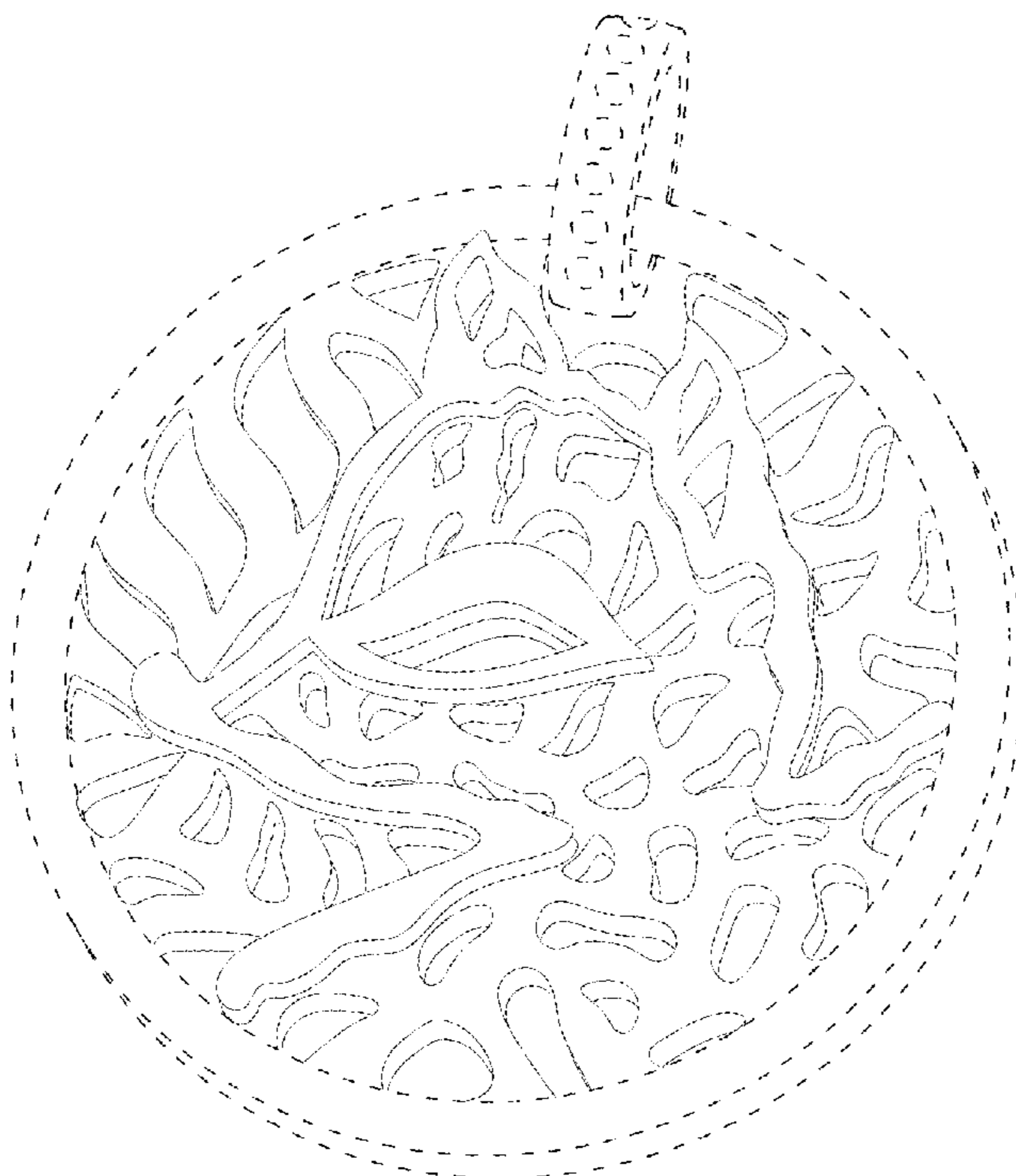




FIG. 1




FIG. 2

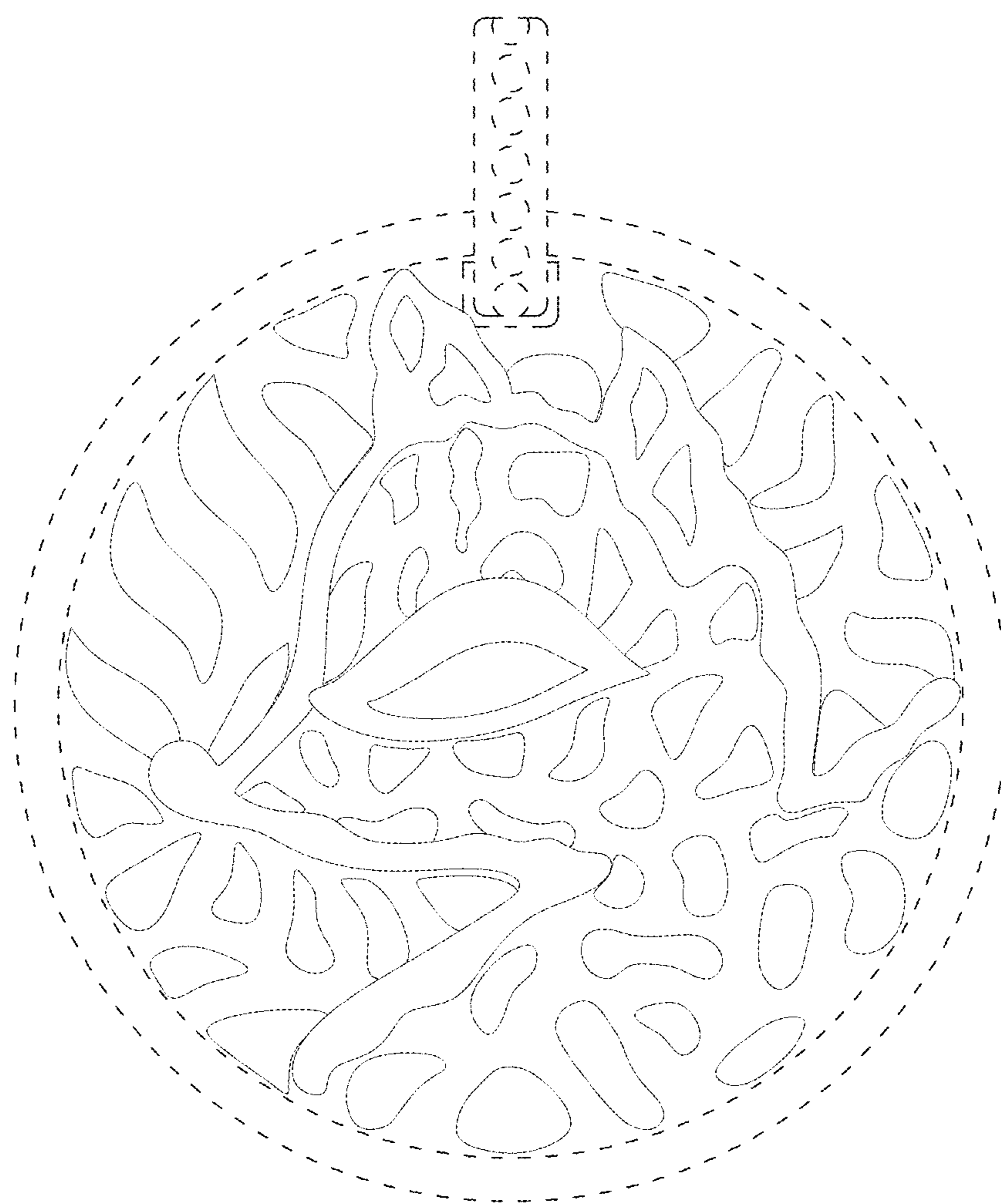


FIG. 3

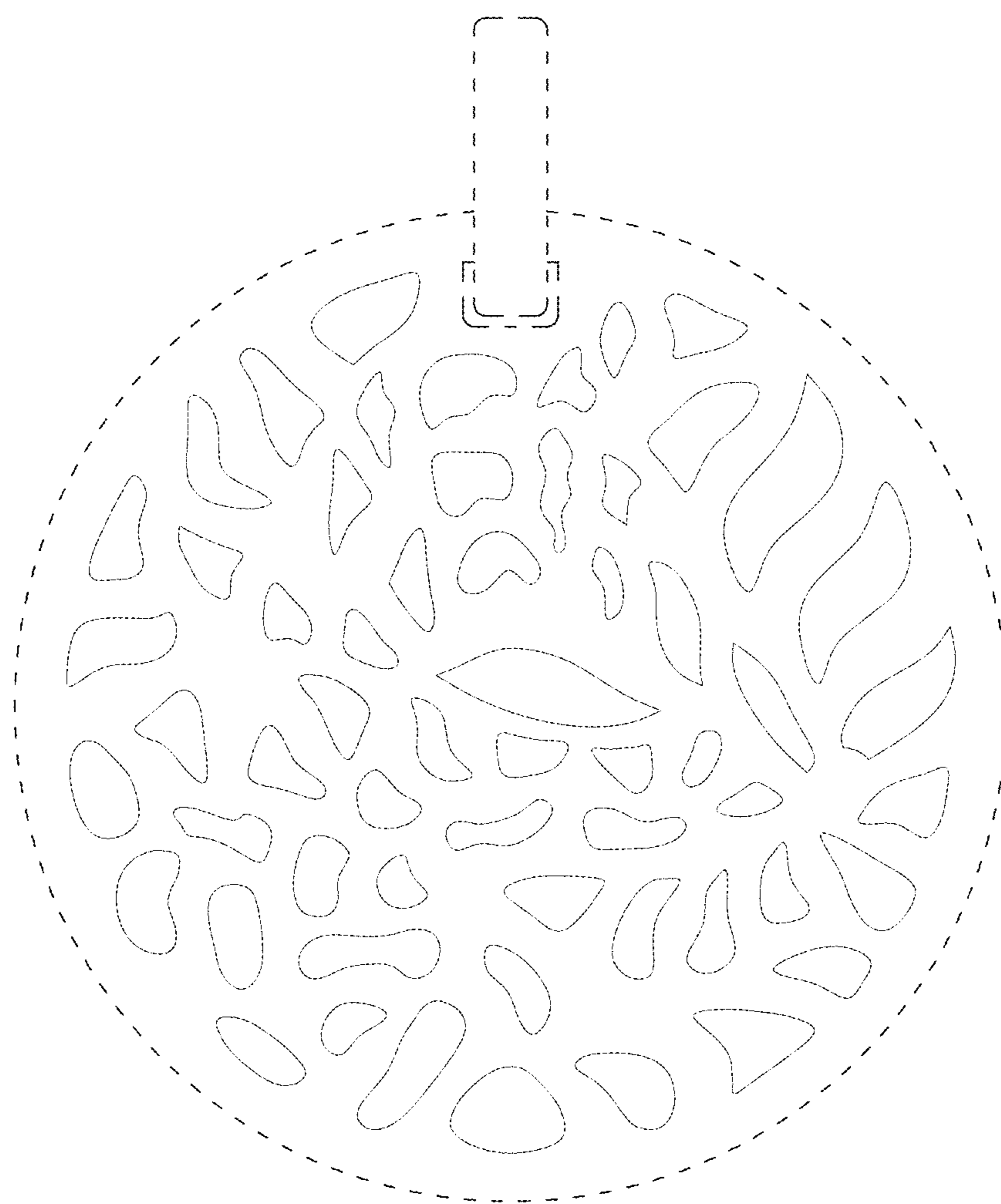


FIG. 4

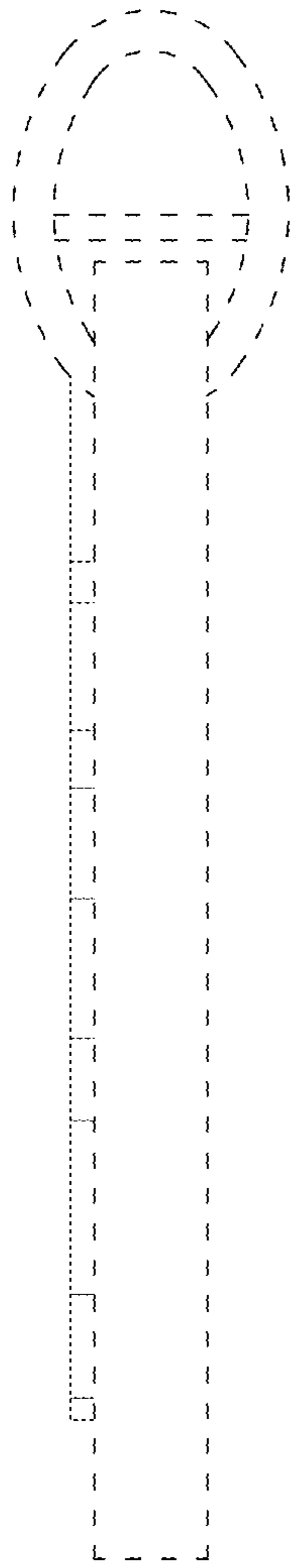


FIG. 5




FIG. 6

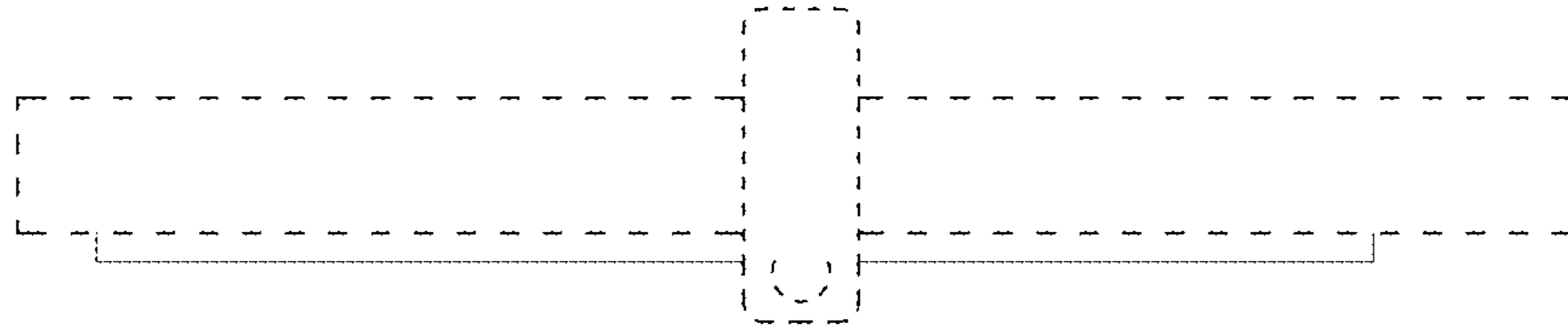


FIG. 7

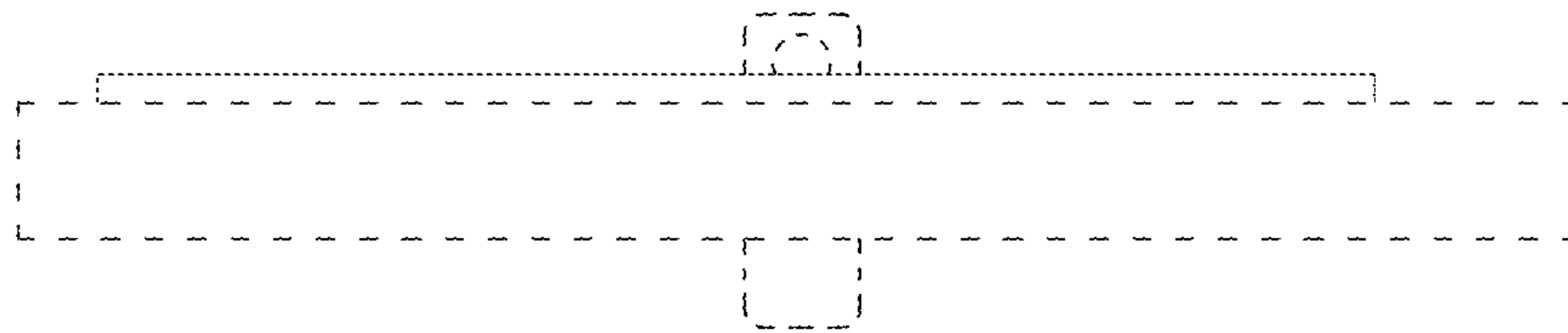


FIG. 8