



US00D964193S

(12) **United States Design Patent** (10) **Patent No.:** **US D964,193 S**
Deng (45) **Date of Patent:** **** Sep. 20, 2022**

(54) **TRACKER CASE**
(71) Applicant: **Foshan Xiaochengli Pet Products Co., Ltd.**, Guangdong (CN)
(72) Inventor: **Xiaomin Deng**, Guangdong (CN)
(73) Assignee: **Foshan Xiaochengli Pet Products Co., Ltd.**, Guangdong (CN)
(**) Term: **15 Years**

D780,436 S * 3/2017 Fraser D3/207
D817,947 S * 5/2018 Toussi D3/218
D826,989 S * 8/2018 Lim G06F 1/1613
D14/511
D844,971 S * 4/2019 Laurans D3/207
D861,332 S * 10/2019 Shin D3/218
D889,288 S * 7/2020 Lange D10/70
D892,493 S * 8/2020 Carson D3/207
D920,662 S * 6/2021 Youn D3/218
D924,722 S * 7/2021 Deng D21/468
D926,075 S * 7/2021 Deng D21/468
D943,270 S * 2/2022 Carson D3/207

(Continued)

(21) Appl. No.: **29/798,395**

(22) Filed: **Jul. 7, 2021**

(51) **LOC (13) Cl.** **10-04**

(52) **U.S. Cl.**
USPC **D10/74**

(58) **Field of Classification Search**
USPC D10/121, 38, 32, 31, 70; D14/203.5,
D14/203.1, 203.6, 344, 471; D3/218,
D3/215, 207, 208
CPC A45C 11/321
See application file for complete search history.

(56) **References Cited**

U.S. PATENT DOCUMENTS

D304,782 S * 11/1989 Sawatsky D3/207
D308,294 S * 6/1990 Krassner D3/207
D349,189 S * 8/1994 Hong D3/208
D433,343 S * 11/2000 Fung D10/38
D439,527 S * 3/2001 Kennedy D10/38
D457,813 S * 5/2002 Blauner D10/38
D478,721 S * 8/2003 Anderton D3/215
D507,870 S * 8/2005 Anderton D3/215
D578,432 S * 10/2008 Weyer D11/221
D608,541 S * 1/2010 Myers D3/215
D615,748 S * 5/2010 Glaser D3/207
D653,564 S * 2/2012 Eida D10/32
D707,041 S * 6/2014 Park D3/218
D712,135 S * 9/2014 Huang D3/218
D750,516 S * 3/2016 Myers D3/218

OTHER PUBLICATIONS

AirTag Holder, Shock Resistant and Anti-TPU Bumper and Fit for Pet Finder, Amazon, First Available date Mar. 11, 2022, (online)
URL: <https://www.amazon.com/AirTag-Holder-Resistant-Anti-TPU-Backpack/dp/B09VBQRSK8> (Year: 2022).*

Primary Examiner — George D. Kirschbaum
Assistant Examiner — Antoinette Martine Suiter
(74) *Attorney, Agent, or Firm* — ScienBiziP, P.C.

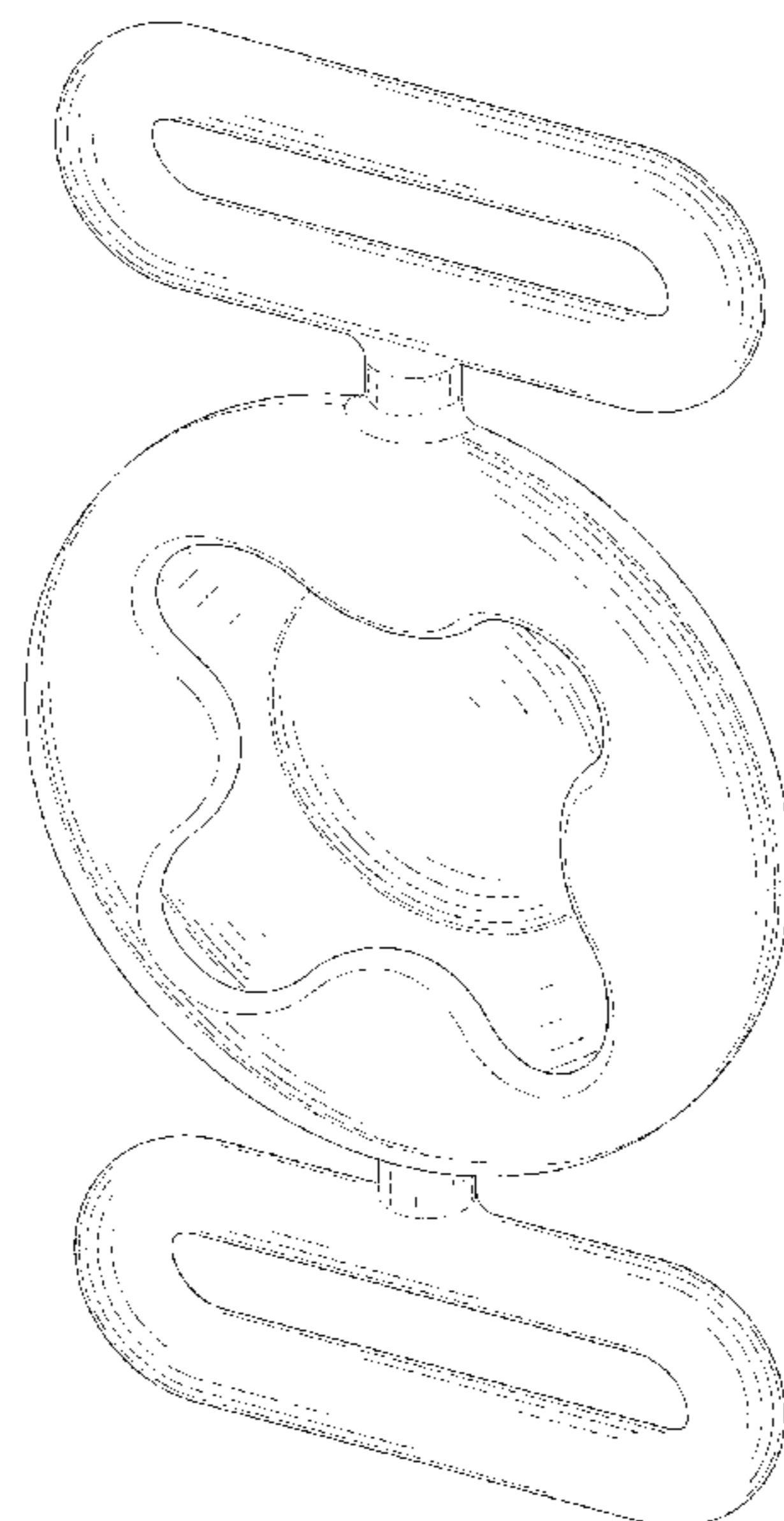
(57) **CLAIM**

The ornamental design for a tracker case, as shown and described.

DESCRIPTION

FIG. 1 is a front, right, and top perspective view of a tracker case, showing my design.
FIG. 2 is a rear, left, and bottom perspective view thereof.
FIG. 3 is a front elevation view thereof.
FIG. 4 is a rear elevation view thereof.
FIG. 5 is a left side elevation view thereof.
FIG. 6 is a right side elevation view thereof.
FIG. 7 is a top plan view thereof; and,
FIG. 8 is a bottom plan view thereof.

1 Claim, 8 Drawing Sheets



(56)

References Cited

U.S. PATENT DOCUMENTS

D949,553 S *	4/2022	Akana	D3/215
D950,236 S *	5/2022	Akana	D3/215
D953,014 S *	5/2022	Akana	D3/215
D957,970 S *	7/2022	Lee	D10/74

* cited by examiner

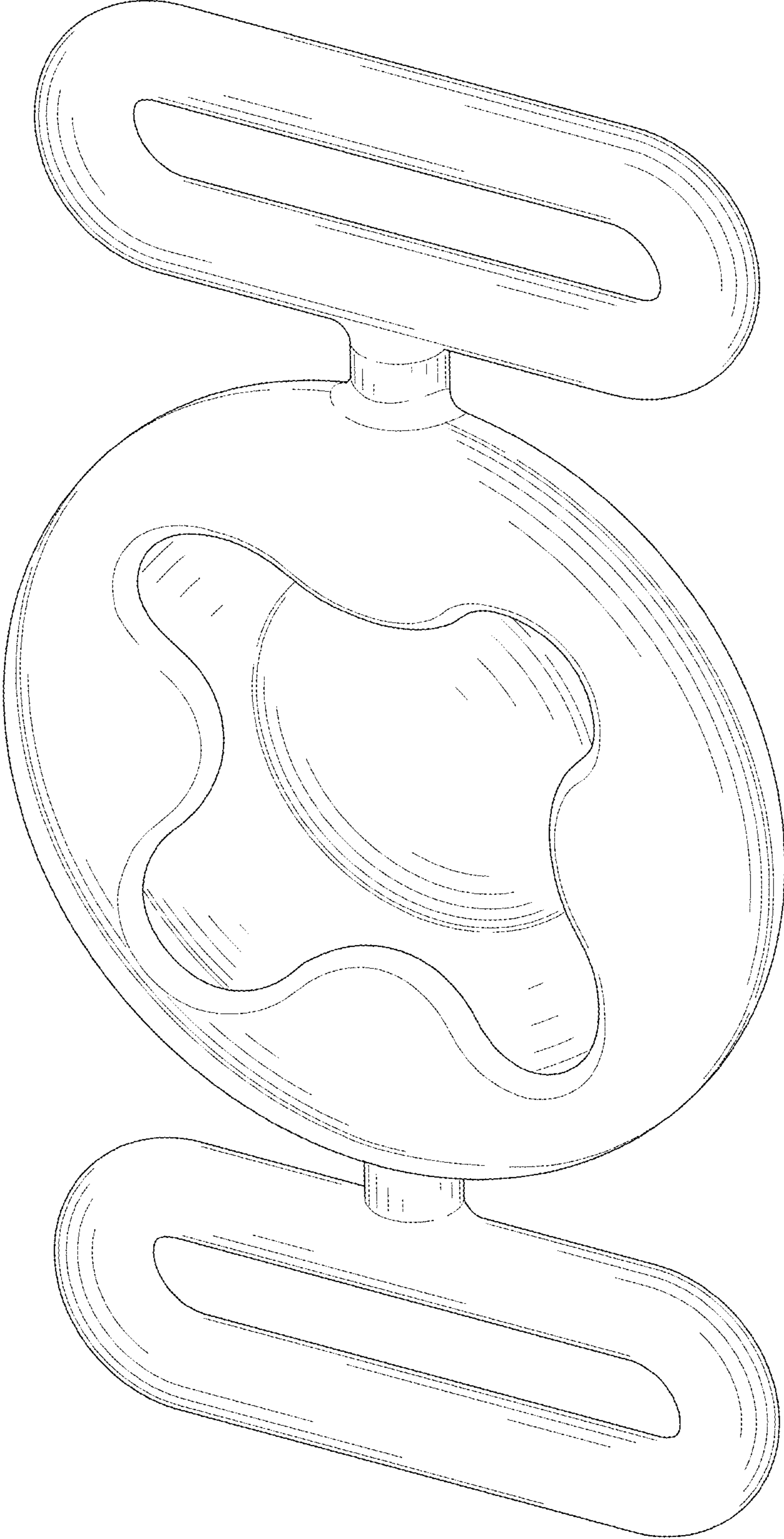


FIG. 1

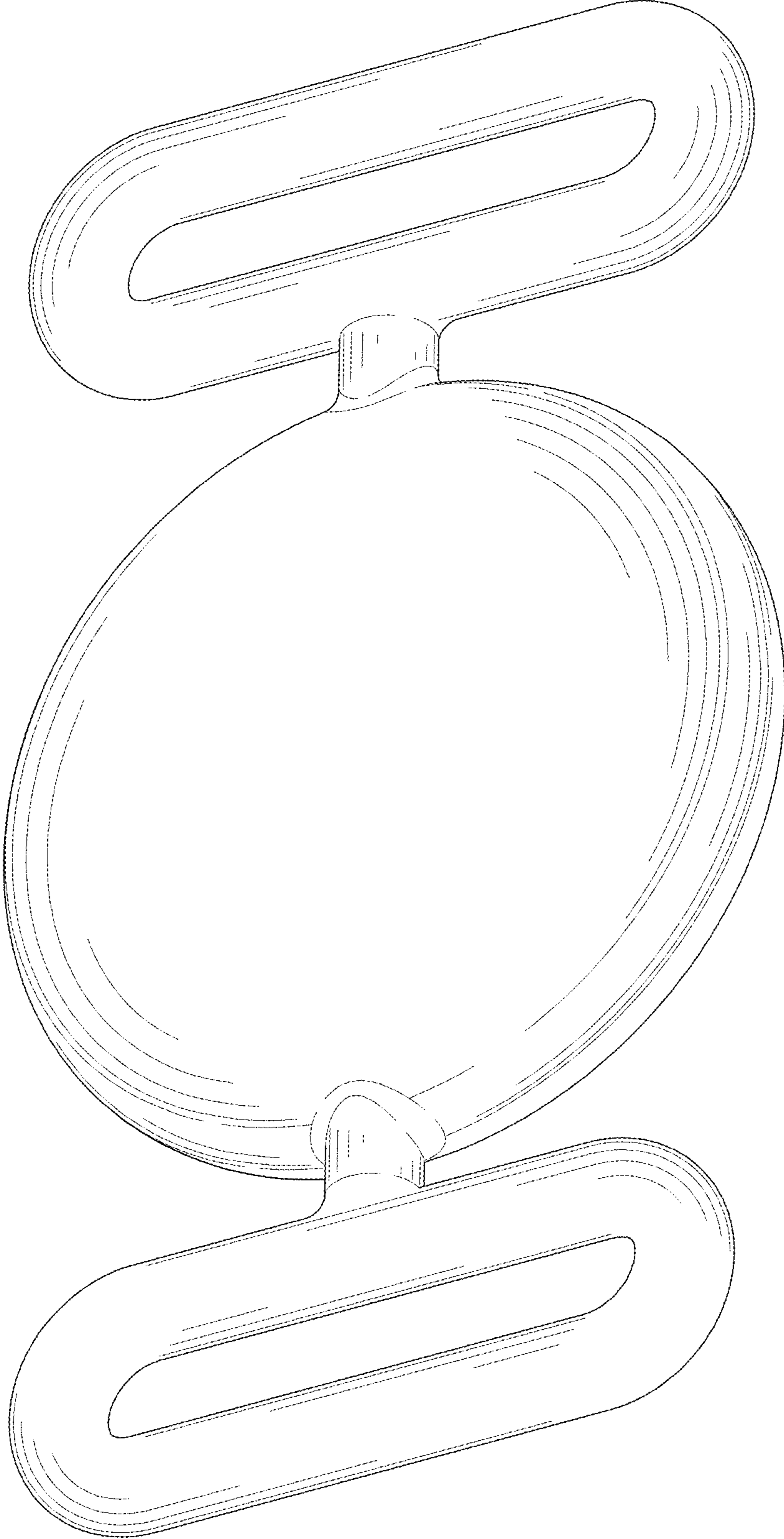


FIG. 2

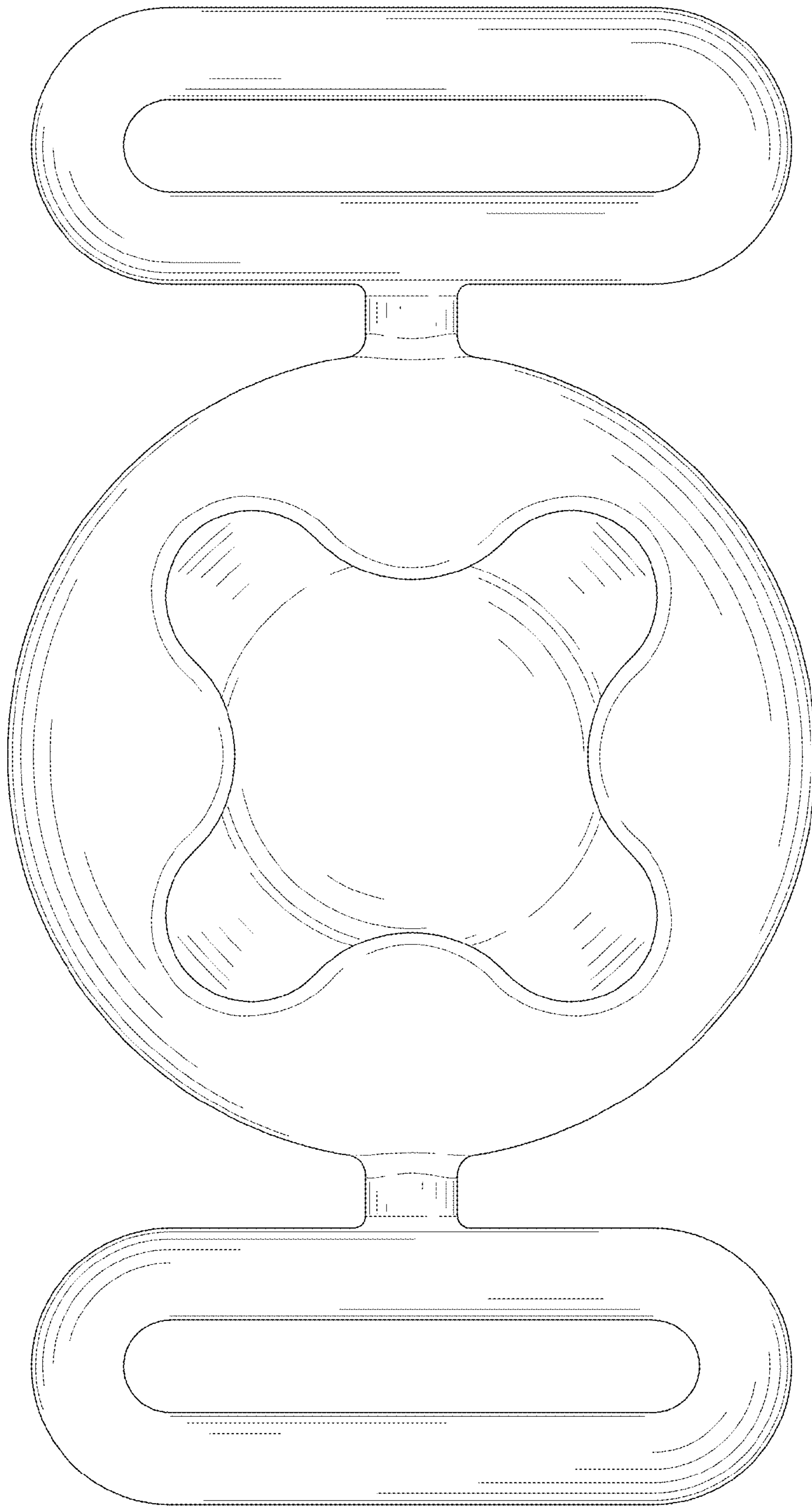


FIG. 3

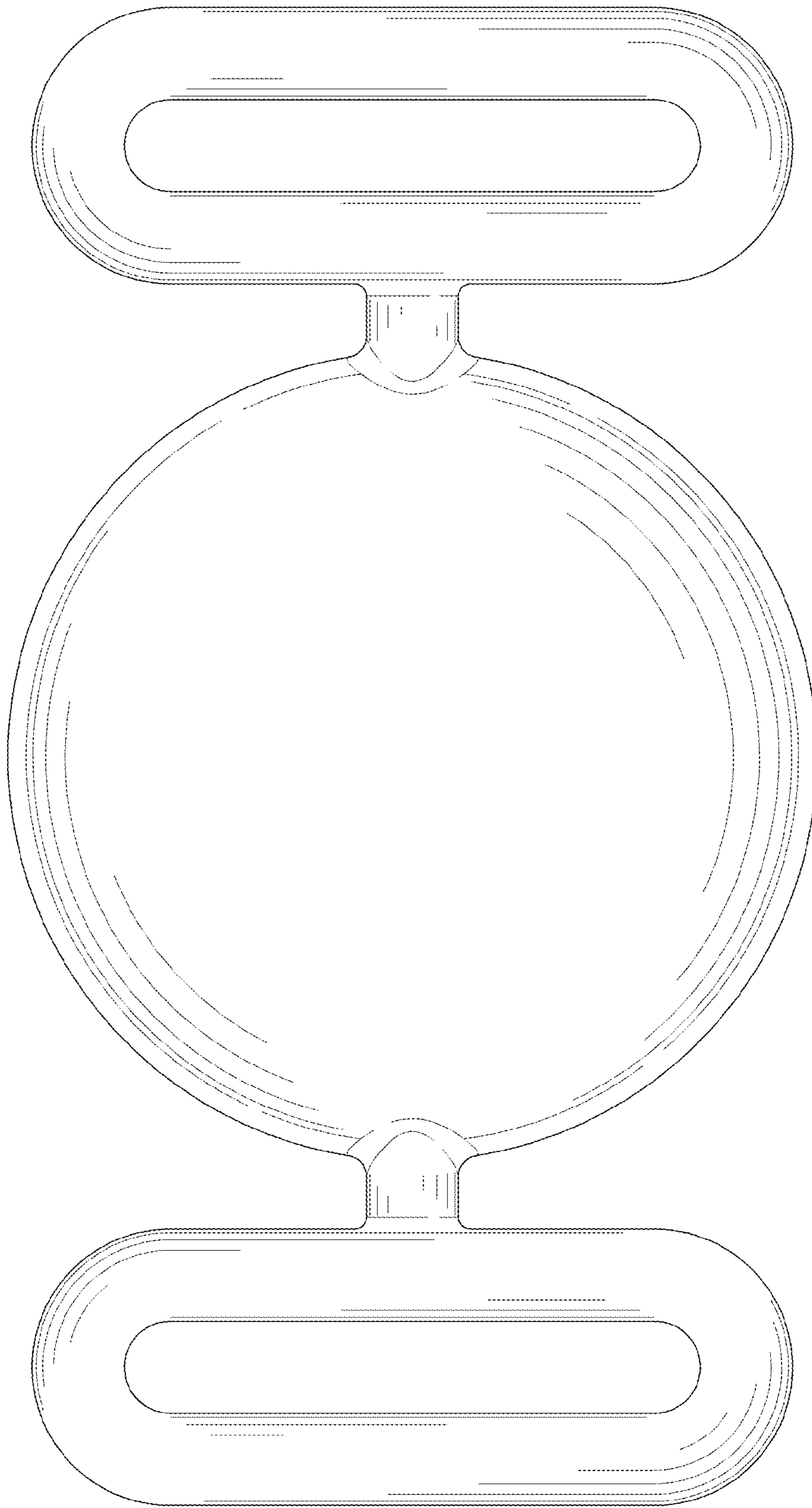


FIG. 4

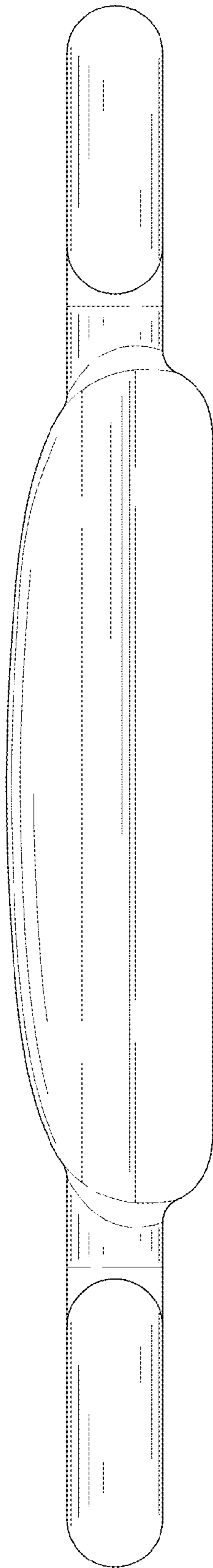


FIG. 5

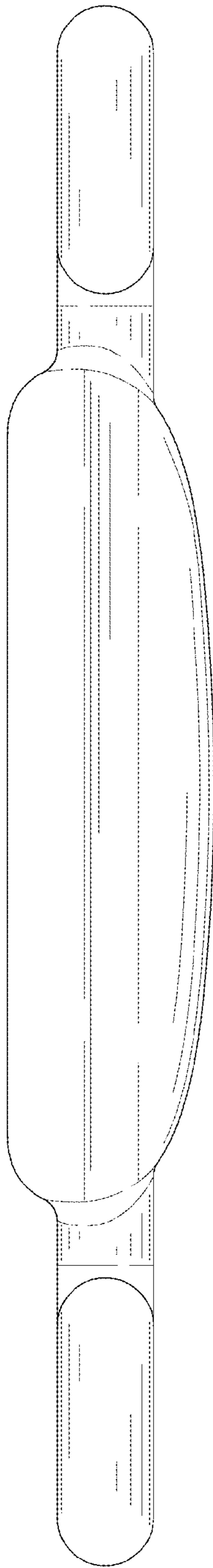


FIG. 6

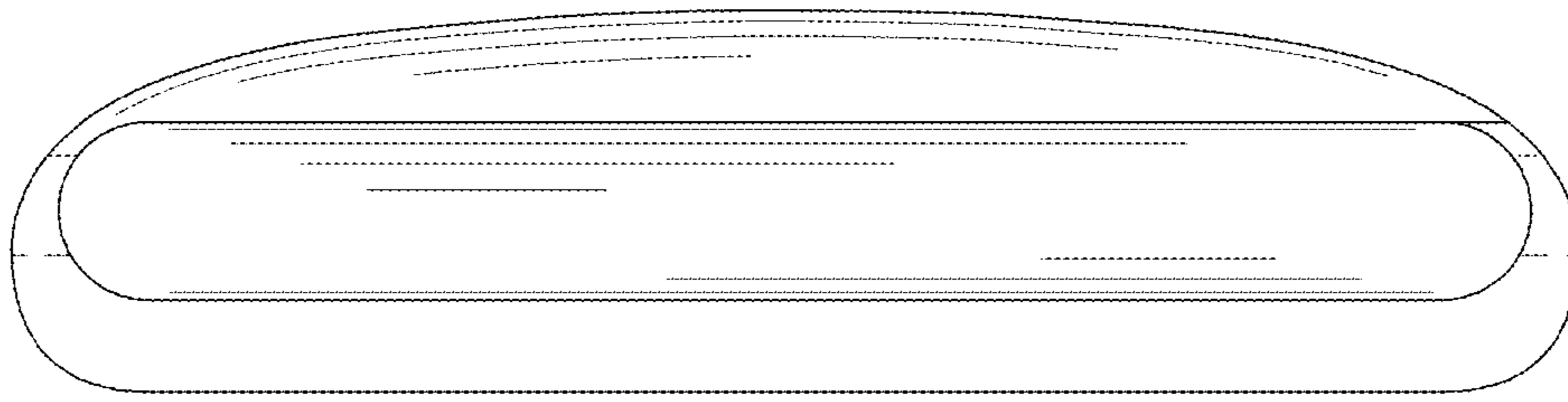


FIG. 7

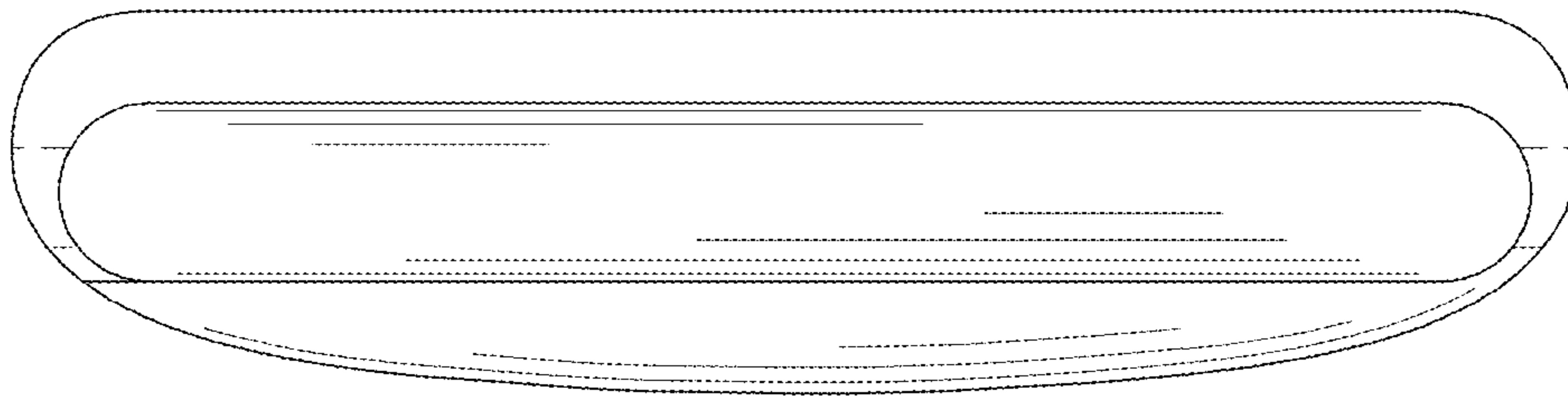


FIG. 8