



US00D964192S

(12) **United States Design Patent**
Huang

(10) **Patent No.:** **US D964,192 S**
(45) **Date of Patent:** **** Sep. 20, 2022**

- (54) **TRACKER**
- (71) Applicant: **AMBIT MICROSYSTEMS**
(SHANGHAI) LTD., Shanghai (CN)
- (72) Inventor: **Hsiao-Ju Huang**, Taoyuan (TW)
- (73) Assignee: **AMBIT MICROSYSTEMS**
(SHANGHAI) LTD., Shanghai (CN)
- (**) Term: **15 Years**
- (21) Appl. No.: **29/769,153**
- (22) Filed: **Feb. 3, 2021**
- (51) **LOC (13) Cl.** **10-04**
- (52) **U.S. Cl.**
USPC **D10/70; D10/106.9**
- (58) **Field of Classification Search**
USPC **D10/70, 106.9**
CPC **G08B 13/126; G08B 13/128; G08B 13/14;**
G08B 13/1427; G08B 13/1409; G08B
13/1436; G08B 13/1445; G08B 13/1463;
G08B 13/1472; G08B 13/1481; G08B
13/149; G08B 13/2428; G08B 13/2434;
G08B 13/2437; G08B 21/24; G09F 3/18;
G09F 3/185; G09F 3/20; G09F 3/201;
G09F 3/202; G09F 3/203; G09F 3/204;
G09F 3/205; G09F 3/206; G09F 3/207;
G09F 3/208; G09F 3/005; A41D 1/02;
A44C 5/0015; A44C 5/02; A44C 5/14;
A61B 19/44; A61B 2019/446; A61B
71/00; A61B 5/02416; A61B 5/1118;
A61B 2/721; A61B 5/002; A61B 5/112;
A61B 5/1122; A61B 5/746; A61B
5/6823; A61B 5/72; A61B 5/7445; A61B
5/0022; A61B 5/14532; A63B 71/06;
A63B 26/00; A63B 24/0075; A63B
2071/0663; A63B 71/0686; A63B
24/0062; A63B 24/0084; A63B
2024/0068; A63B 2024/0078; A63B

2024/0056; A63B 2071/0625; A63B
2071/003; A63B 2071/063; A63B
2071/065; A63B 2071/068; A63B
2071/0675; A63B 2220/40; A63B
2220/803; A63B 2220/12; A63B 2220/20;
A63B 2220/22; A63B 2220/30; A63B
2225/50; A63B 2225/02; A63B 2225/06;
A63B 2230/75; A63B 2024/0065; A63B
2024/0081; A63B 2220/51; A63B
2220/62; A63B 2220/836; G06F 1/163;
G06F 3/038; G06F 3/03547; G04G 17/00;
G04G 17/08; G04G 17/04; G04G 21/02;
G04G 21/00; G04G 21/08; G04B
37/1486; G06Q 10/00; G06Q 50/00;
G09B 9/00; G09B 19/00; G04F 10/00

See application file for complete search history.

(56) **References Cited**

U.S. PATENT DOCUMENTS

D917,317 S * 4/2021 Mizusaki D10/70

* cited by examiner

Primary Examiner — Antoine Duval Davis
(74) *Attorney, Agent, or Firm* — ScienBiziP, P.C.

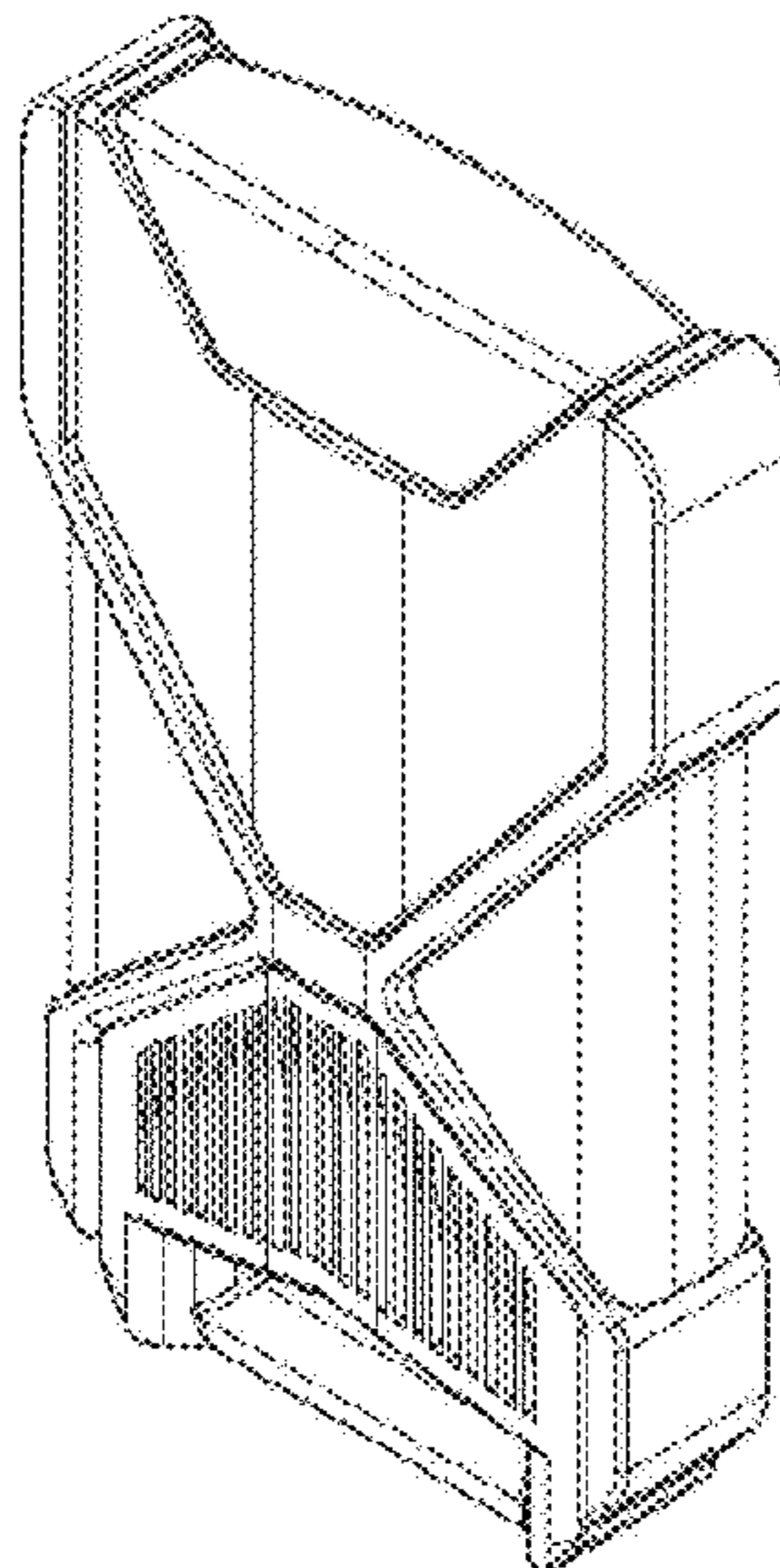
(57) **CLAIM**

The ornamental design for a tracker, as shown and described.

DESCRIPTION

FIG. 1 is a perspective view of a tracker;
FIG. 2 is a front elevational view thereof;
FIG. 3 is a rear elevational view thereof;
FIG. 4 is a left side elevational view thereof;
FIG. 5 is a right side elevational view thereof;
FIG. 6 is a top plan view thereof; and,
FIG. 7 is a bottom plan view thereof.

1 Claim, 7 Drawing Sheets



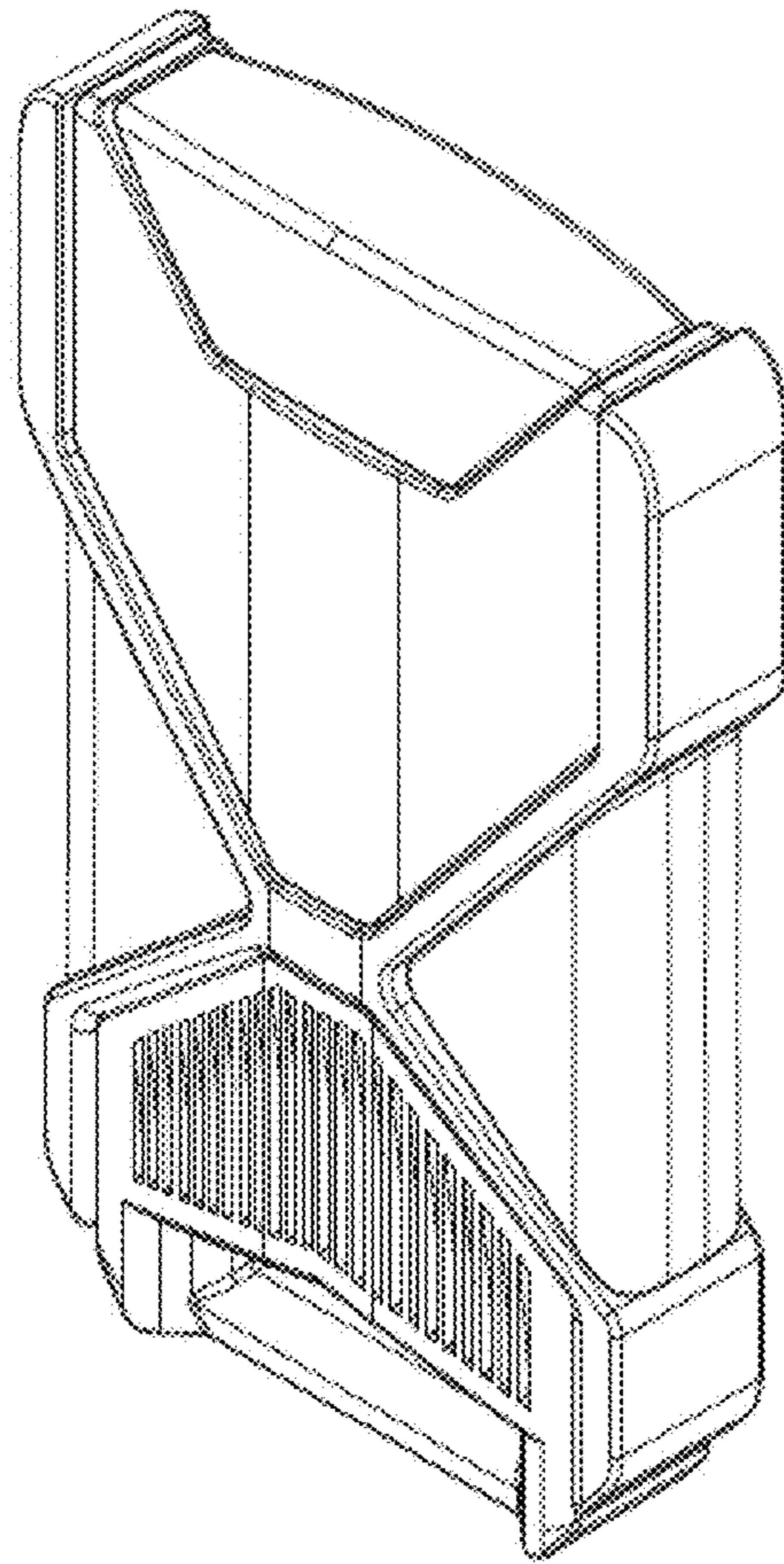


FIG. 1

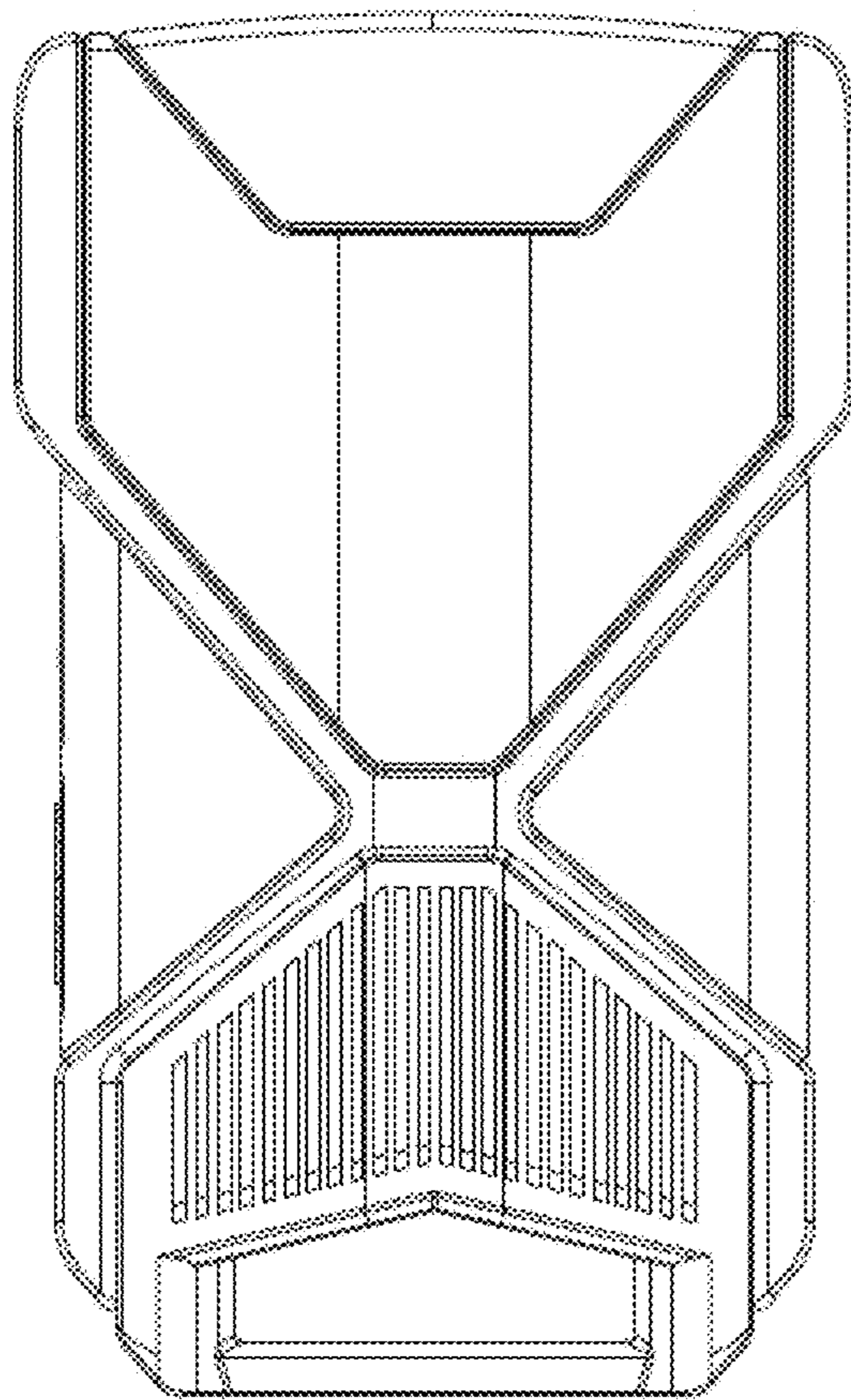


FIG. 2

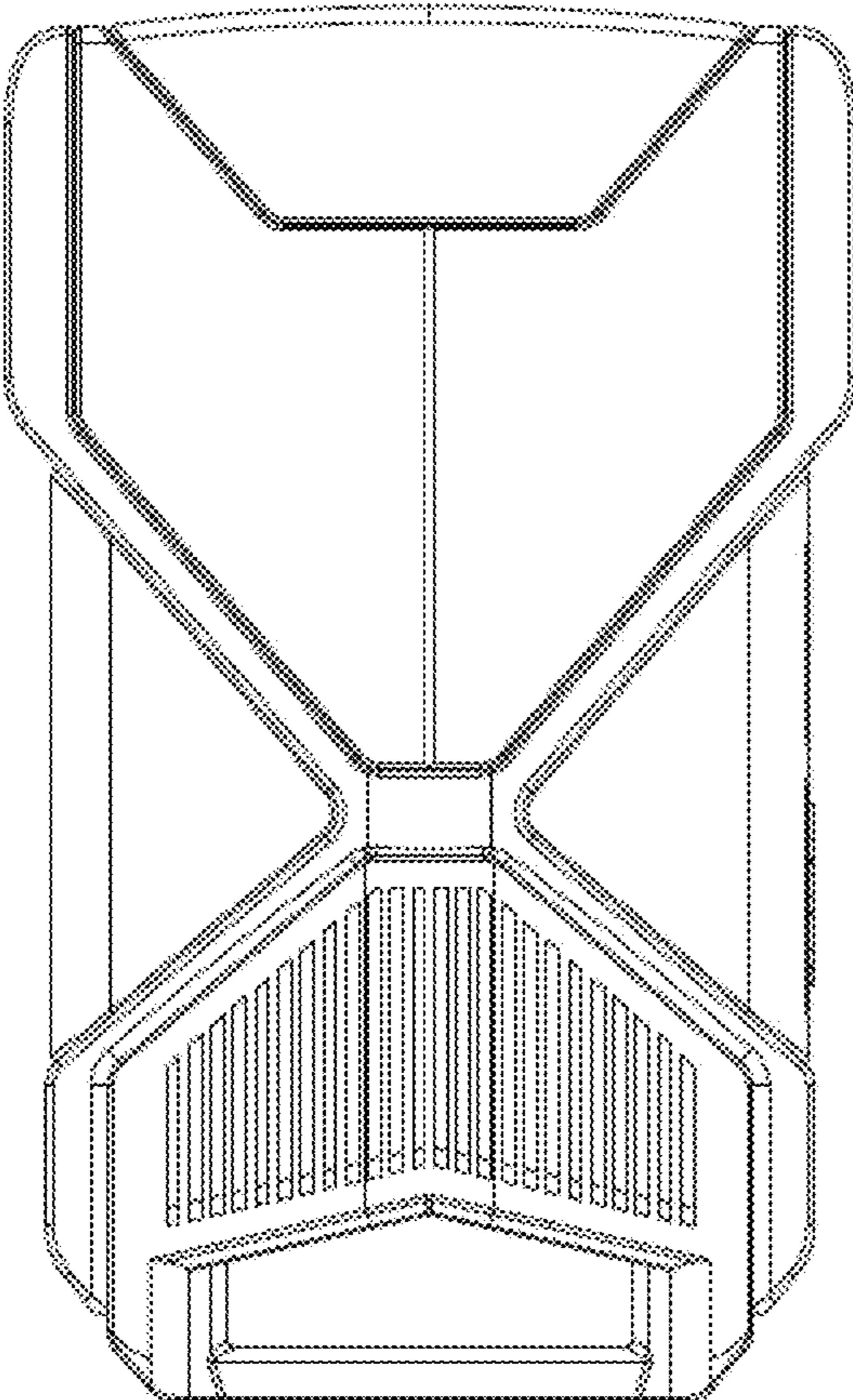


FIG. 3

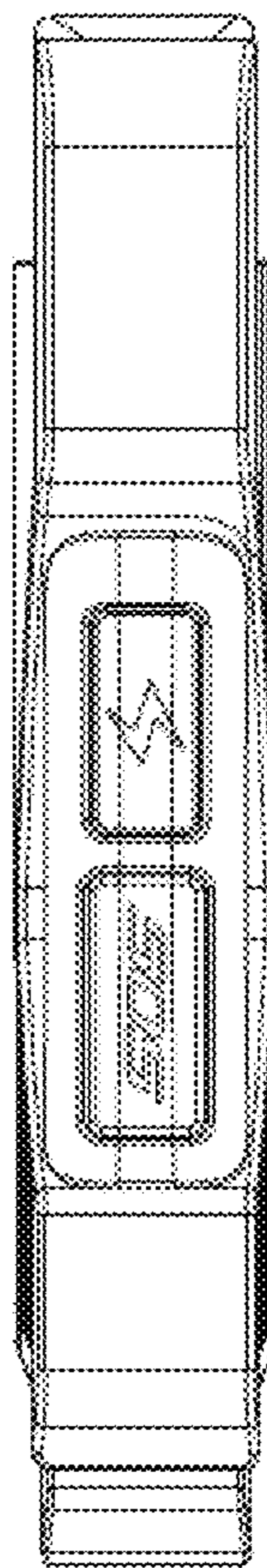


FIG. 4




FIG. 5




FIG. 6

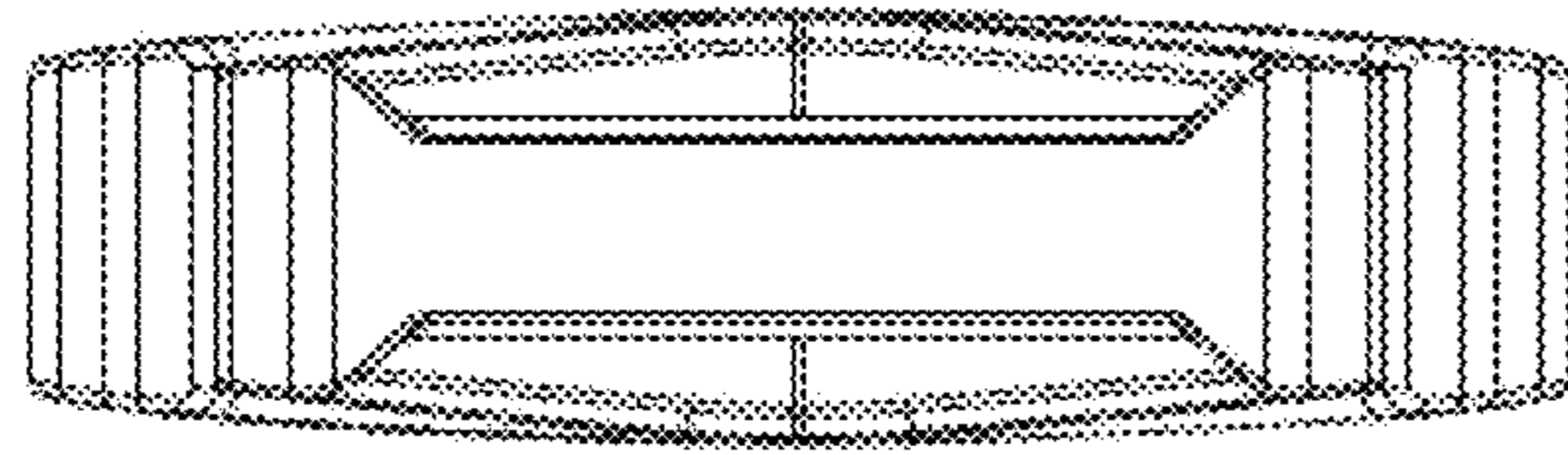


FIG. 7