



US00D964120S

(12) **United States Design Patent** (10) **Patent No.:** **US D964,120 S**
Wu (45) **Date of Patent:** **** Sep. 20, 2022**

(54) **KITCHEN SCISSOR**

(71) Applicant: **Shenzhen Jiazhida Electronic Commerce Co., Ltd.**, Shenzhen (CN)

(72) Inventor: **Zonghua Wu**, Shenzhen (CN)

(**) Term: **15 Years**

(21) Appl. No.: **29/773,887**

(22) Filed: **Mar. 12, 2021**

(51) **LOC (13) Cl.** **07-04**

(52) **U.S. Cl.**
USPC **D7/693**; D8/57

(58) **Field of Classification Search**
USPC D7/368, 669, 680–696; D8/5, 52, 57
CPC A47J 19/00; A47J 19/005; B26B 13/00;
B26B 13/06; B26B 13/28; B26B 17/00;
B26B 13/12

See application file for complete search history.

(56) **References Cited**

U.S. PATENT DOCUMENTS

D276,975 S	*	1/1985	Wordtmann	D8/57
D337,248 S	*	7/1993	Tanfoglio	D8/57
D431,436 S	*	10/2000	Gstalder	D8/57
D680,836 S	*	4/2013	Bhasin	D8/57

OTHER PUBLICATIONS

Amazon.com, Livingo Kitchen Scissors 2 Pack 9.25" Utility All Purpose Poultry Shears, ASIN: B09BL2WVHP, 12 pages, date first available Jul. 31, 2021 (Year: 2022).*

Amazon.com, Livingo Kitchen Shears Heavy Duty, ASIN: B09KY1Y4K6, 12 pages, date first available Mar. 8, 2022 (Year: 2022).*

* cited by examiner

Primary Examiner — Terry A Wallace

(57) **CLAIM**

The ornamental design for a kitchen scissor, as shown and described.

DESCRIPTION

FIG. 1 is a perspective view of a kitchen scissor showing my new design;

FIG. 2 is a front view thereof;

FIG. 3 is a back view thereof;

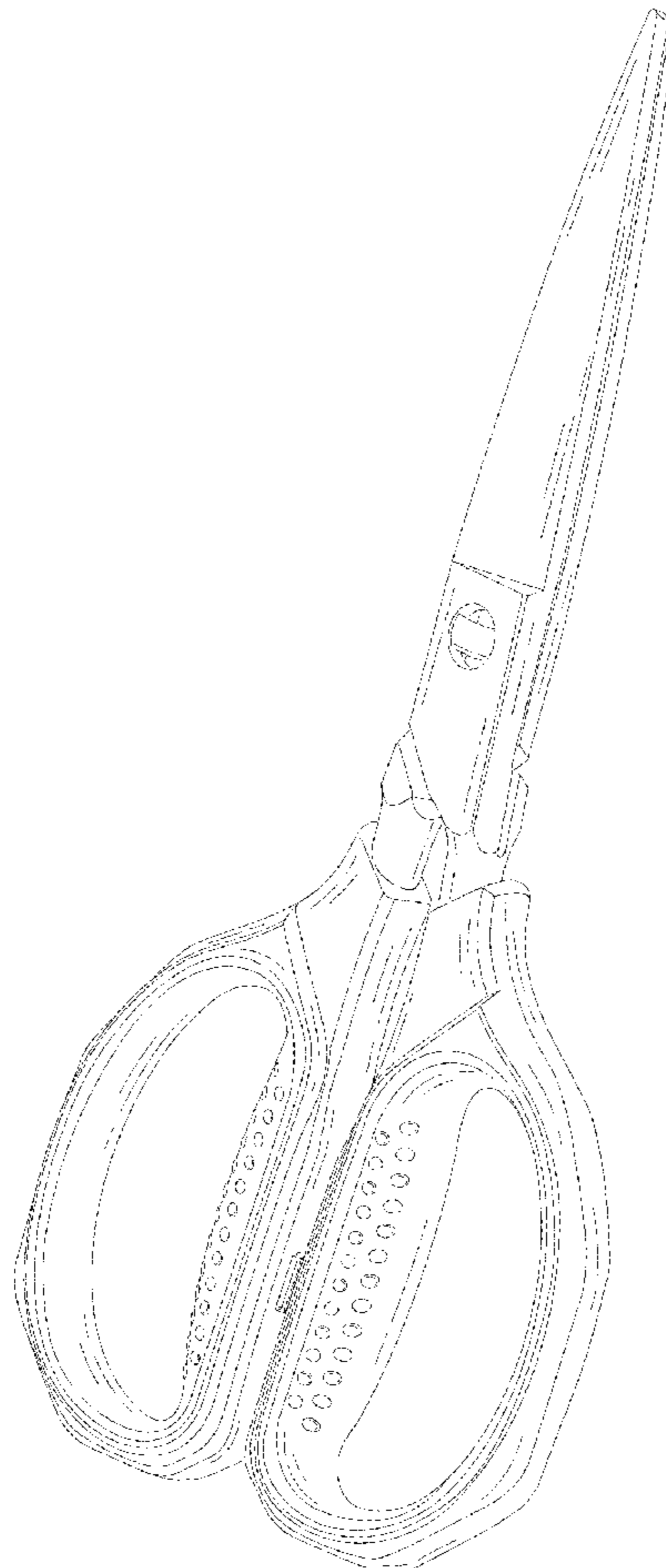
FIG. 4 is a left side view thereof;

FIG. 5 is a right side view thereof;

FIG. 6 is a top View thereof; and,

FIG. 7 is a bottom view thereof.

1 Claim, 7 Drawing Sheets



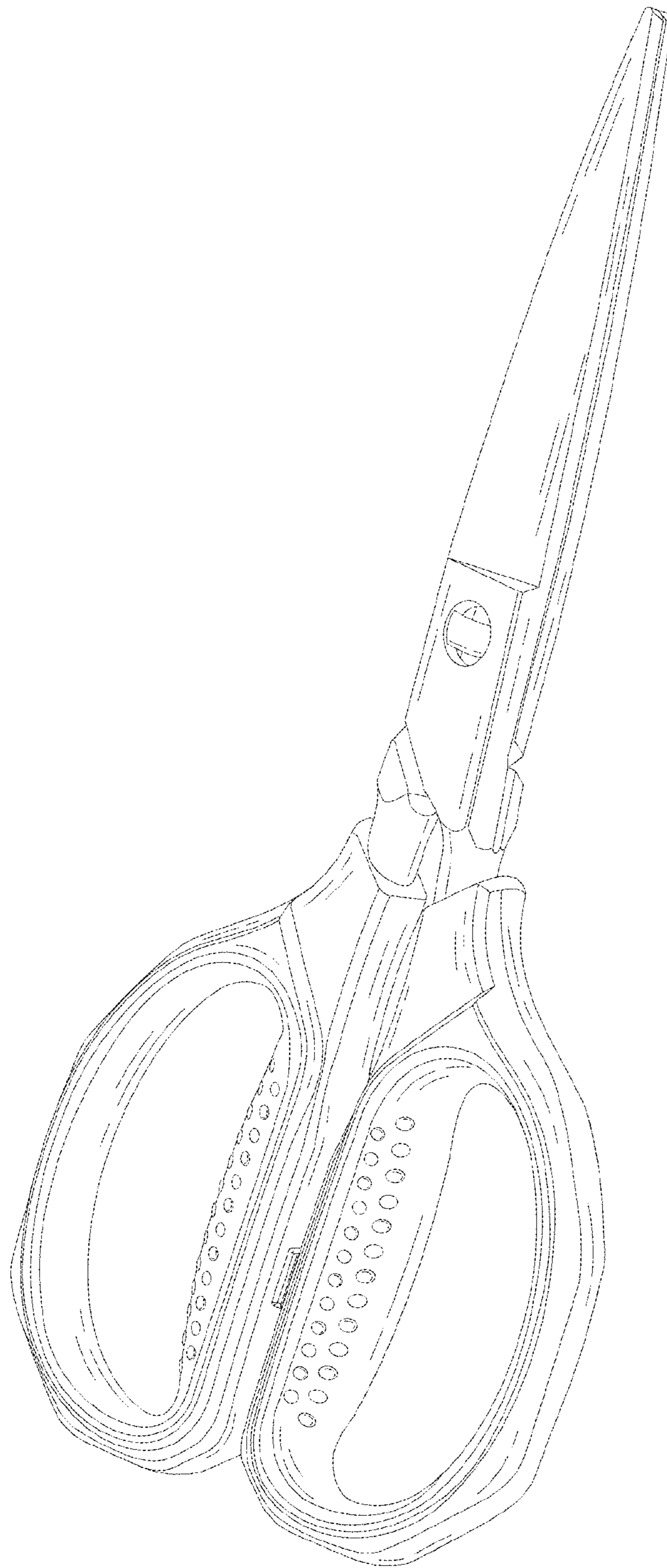


FIG. 1

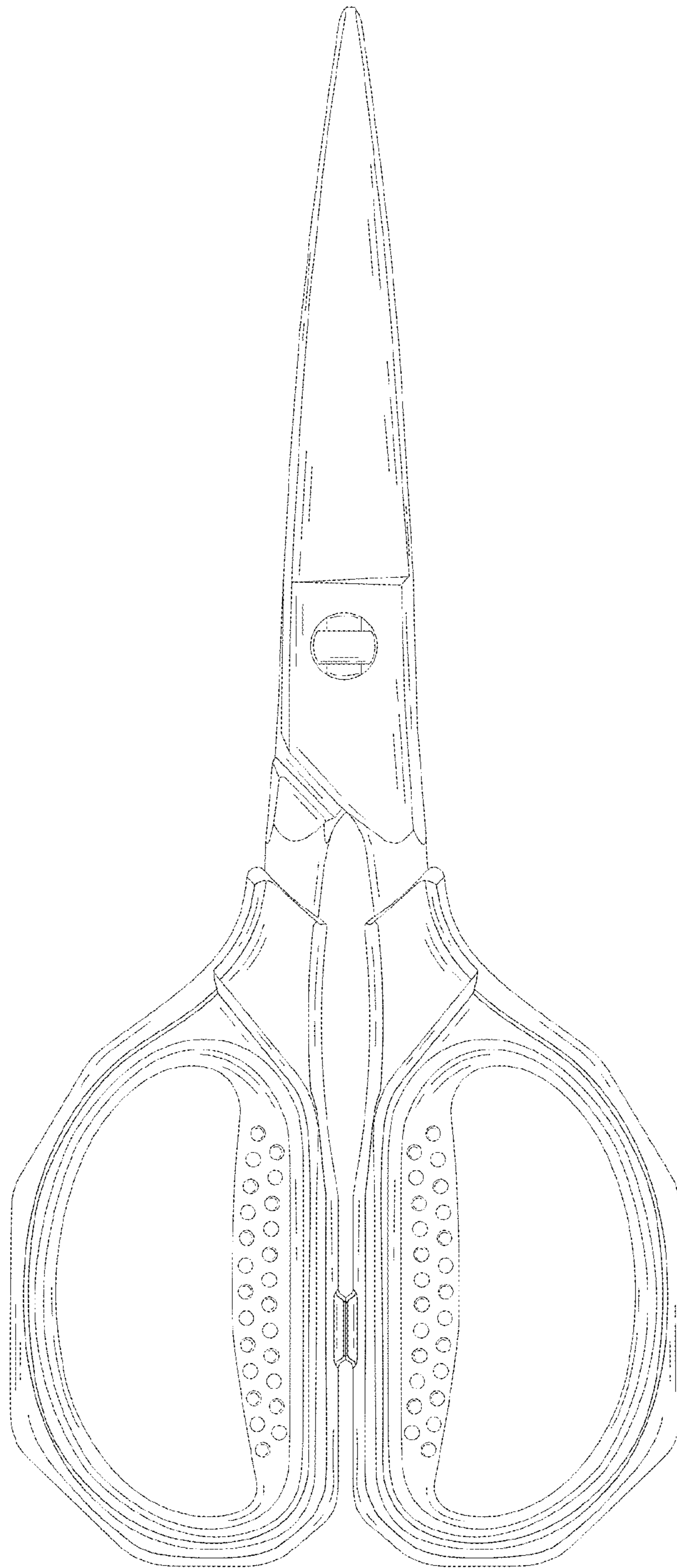


FIG. 2

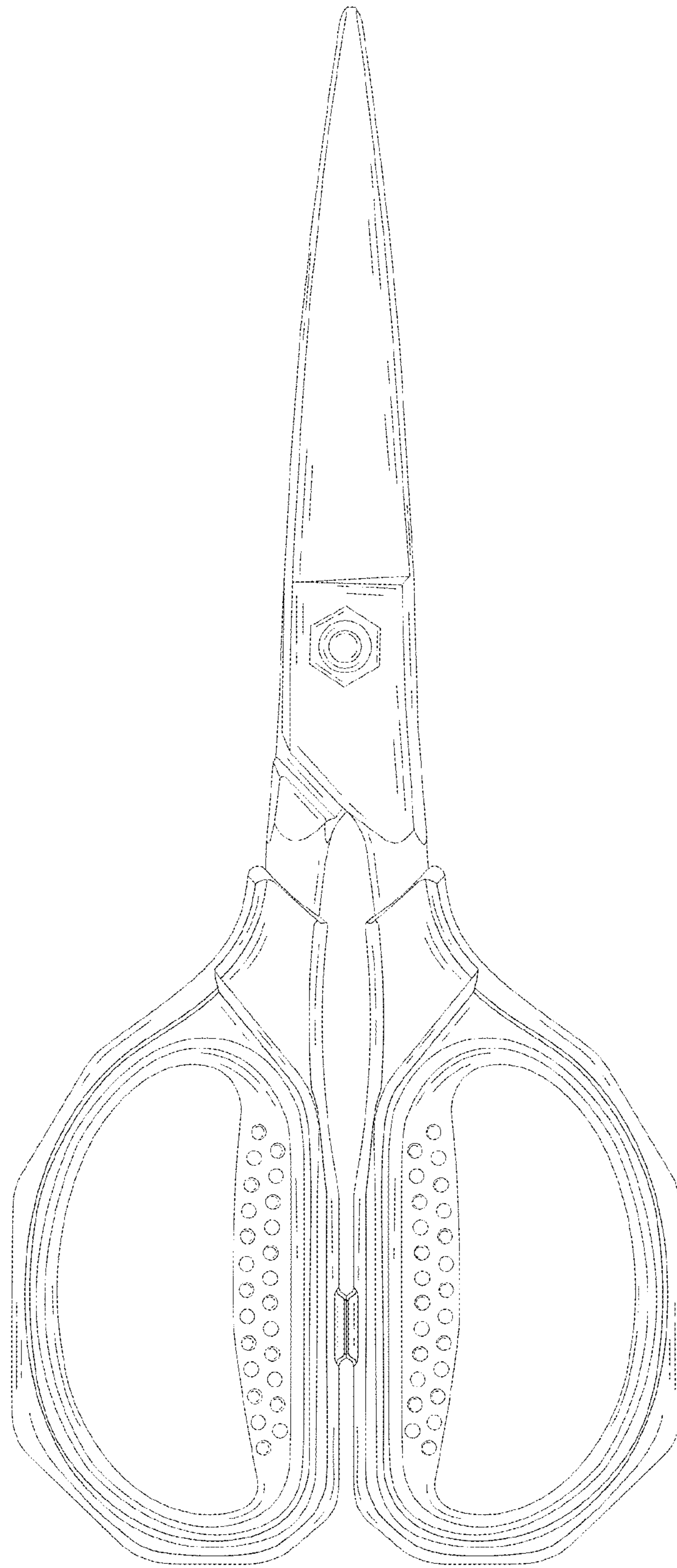


FIG. 3

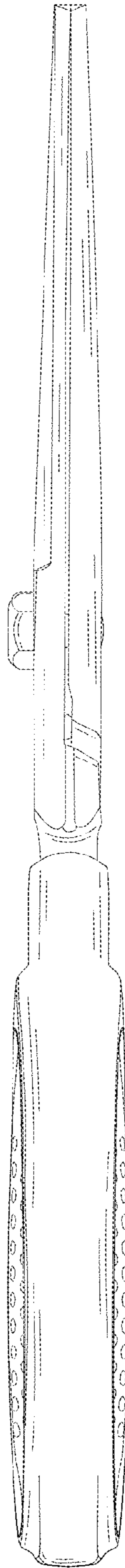


FIG. 4

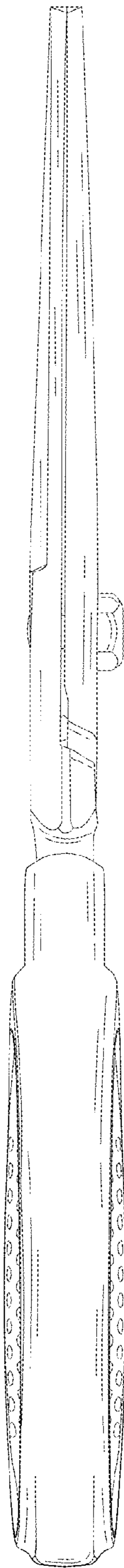


FIG. 5

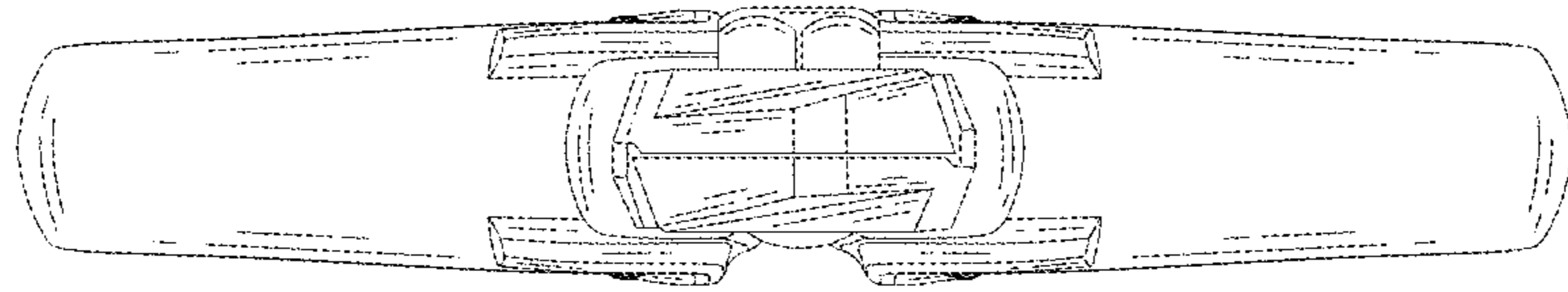


FIG. 6

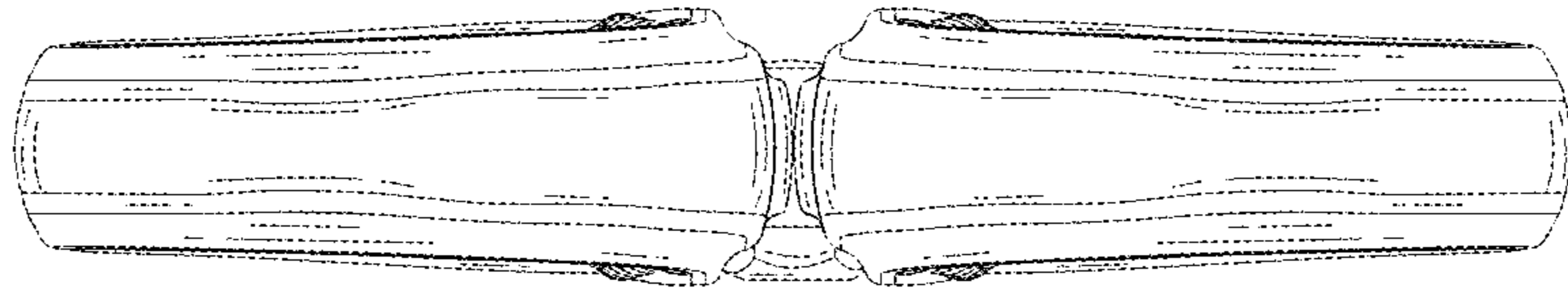


FIG. 7