



US00D964116S

(12) **United States Design Patent** (10) **Patent No.:** **US D964,116 S**  
**Salih** (45) **Date of Patent:** **\*\* Sep. 20, 2022**

(54) **RETENTION SPOON**

(71) Applicant: **Nader Salih**, Chicago, IL (US)

(72) Inventor: **Nader Salih**, Chicago, IL (US)

(\*\*) Term: **15 Years**

(21) Appl. No.: **29/828,322**

(22) Filed: **Feb. 25, 2022**

**Related U.S. Application Data**

(63) Continuation-in-part of application No. 29/765,554, filed on Jan. 8, 2021.

(51) **LOC (13) Cl.** ..... **07-03**

(52) **U.S. Cl.**  
USPC ..... **D7/653**; D7/642

(58) **Field of Classification Search**  
USPC ..... D7/368, 401.2, 642-645, 653-664, 669,  
D7/675-677, 681, 683, 688-689, 691;  
D8/107, 300-301; D22/117-118

CPC ... A01D 9/02; A01D 9/04; A01D 9/06; A47G  
21/00; A47G 21/004; A47G 21/005;  
A47G 21/02; A47G 21/023; A47G 21/04;  
A47G 21/06; A47G 21/08; A47G 21/181;  
A47J 43/28; A47J 43/281; A47J 43/282;  
A61F 13/10; A61J 7/0023; B25G 1/00;  
B25G 1/01; B25G 1/02; B25G 3/00;  
B65D 75/56; B65D 75/563; B65D  
75/566; B67B 7/00; B67B 7/724; B67B  
7/73

See application file for complete search history.

(56) **References Cited**

U.S. PATENT DOCUMENTS

1,984,081	A *	12/1934	Pisculli .....	A47G 21/04 30/324
2,640,263	A *	6/1953	Dieterich .....	A47G 21/04 30/326
2,803,059	A *	8/1957	Murdock .....	A47G 21/04 D7/653
D274,593	S *	7/1984	Filippini .....	D7/653
D412,813	S *	8/1999	Roskind .....	D7/653
D625,147	S *	10/2010	Takabu .....	D7/401.2
D921,447	S *	6/2021	Ferrell .....	D7/401.2

\* cited by examiner

*Primary Examiner* — Ricky Pham

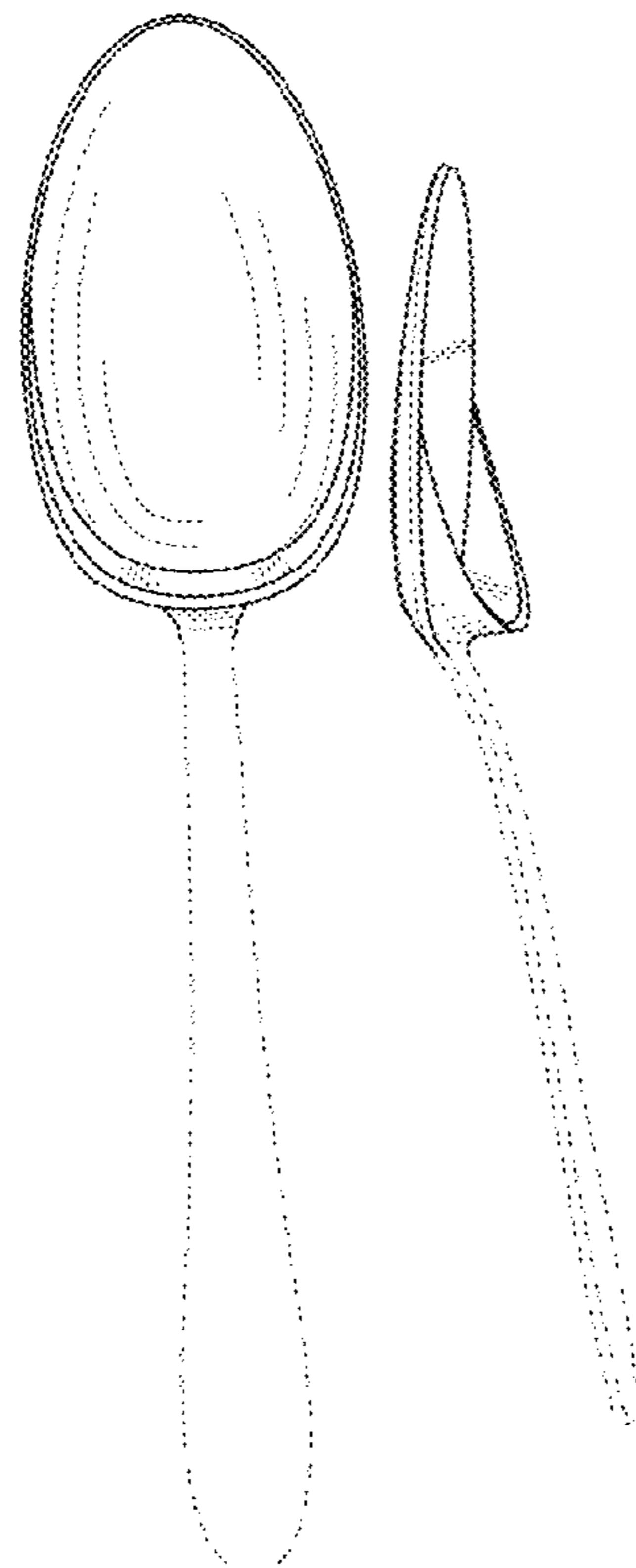
(57) **CLAIM**

The ornamental design for a retention spoon, as shown and described.

**DESCRIPTION**

FIG. 1 is a top plan view of a retention spoon showing my new design;  
FIG. 2 is a bottom plan view thereof;  
FIG. 3 is a left perspective view thereof; and,  
FIG. 4 is a right side elevational view thereof, the left side being a mirror image.  
The broken line showing of a spoon handle in FIGS. 1-4 is included for the purpose of illustrating environmental structure and forms no part of the claimed design.

**1 Claim, 4 Drawing Sheets**



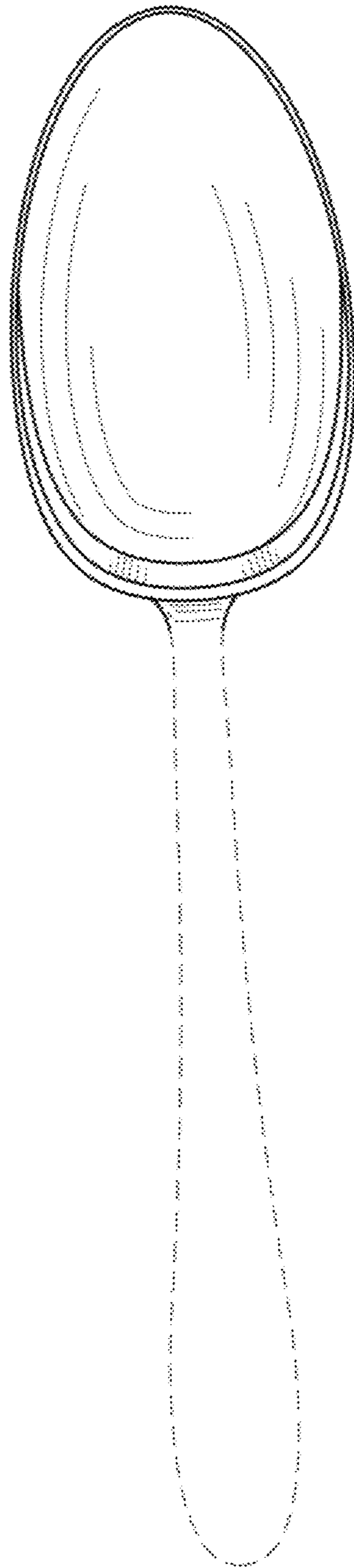


FIG. 1

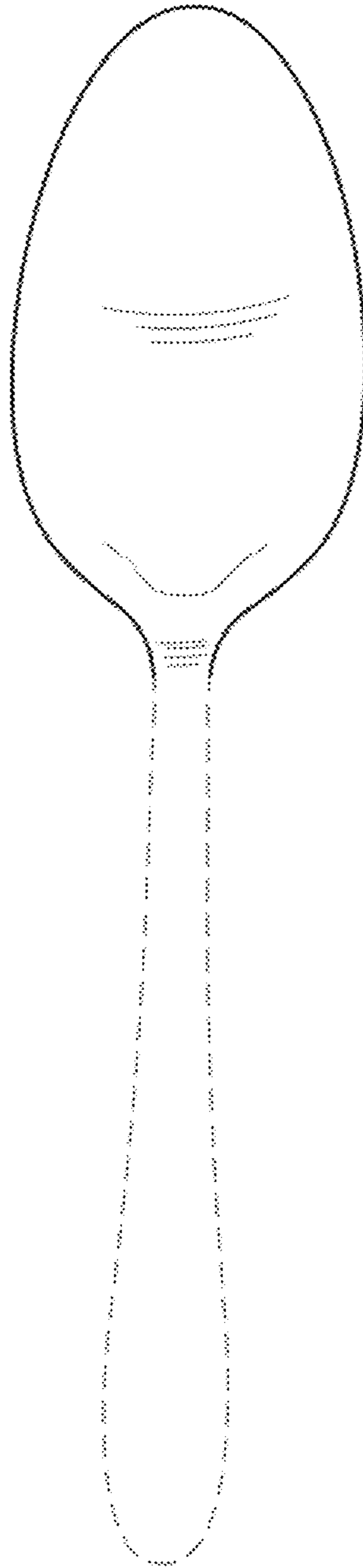


FIG. 2




FIG. 3




FIG. 4