



US00D964115S

(12) **United States Design Patent** (10) **Patent No.:** **US D964,115 S**
Chen (45) **Date of Patent:** **** Sep. 20, 2022**

(54) **KNIFE**
(71) Applicant: **Yiting Chen**, Guangdong (CN)
(72) Inventor: **Yiting Chen**, Guangdong (CN)
(**) Term: **15 Years**
(21) Appl. No.: **29/809,410**
(22) Filed: **Sep. 28, 2021**
(51) **LOC (13) Cl.** **07-03**
(52) **U.S. Cl.**
USPC **D7/649**; D7/401.2
(58) **Field of Classification Search**
USPC D7/393-395, 401.2, 642-652, 693,
D7/695-696; D8/93, 97-100, 107, 300,
D8/321; D22/117-118
CPC A01B 1/20; A01B 1/22; A22C 25/006;
A47G 21/06; A47G 21/065; A61B
17/3211; A61B 17/3213; B21D 53/64;
B25G 3/36; B26B 1/00; B26B 1/08;
B26B 1/10; B26B 3/00; B26B 3/02;
B26B 3/03; B26B 3/04; B26B 3/06;
B26B 3/08; B26B 5/00; B26B 5/001;
B26B 5/007; B26B 7/00; B26B 7/005;
B26B 9/00; B26B 9/02; B26B 11/00;
B26B 11/006; B26B 17/00; B26B 17/006;
B26B 29/02; A47J 17/02
See application file for complete search history.

D629,260 S * 12/2010 Krent D7/649
D661,553 S * 6/2012 Bauer D7/649
D792,154 S 7/2017 Berger
D796,914 S * 9/2017 Liu D7/649
D803,621 S * 11/2017 Cosignani D7/649
D849,473 S 5/2019 Bhasin
D878,858 S 3/2020 Liu
D890,578 S * 7/2020 Glesser D7/649
D893,947 S 8/2020 Pulk
D906,063 S 12/2020 Gabbay
D906,476 S 12/2020 Vanden Heuvel
D917,984 S 5/2021 Wang
D919,379 S 5/2021 Glesser
D926,552 S 8/2021 Peng
D927,267 S 8/2021 Moon
D937,048 S * 11/2021 Chen D7/649

OTHER PUBLICATIONS

GrandMesser Chef Knife. Date First Available on Amazon.com Feb. 12, 2021. [https://www.amazon.com/dp/B089CVKY26/ref\(Year: 2021\).*](https://www.amazon.com/dp/B089CVKY26/ref(Year: 2021).*)

* cited by examiner

Primary Examiner — Ricky Pham

(57) **CLAIM**

The ornamental design for a knife, as shown and described.

DESCRIPTION

FIG. 1 is a perspective view of a knife design showing my new design.

FIG. 2 is a front view of a knife.

FIG. 3 is a rear view of a knife.

FIG. 4 is a left side view of a knife.

FIG. 5 is a right side view of a knife.

FIG. 6 is a top view of a knife; and,

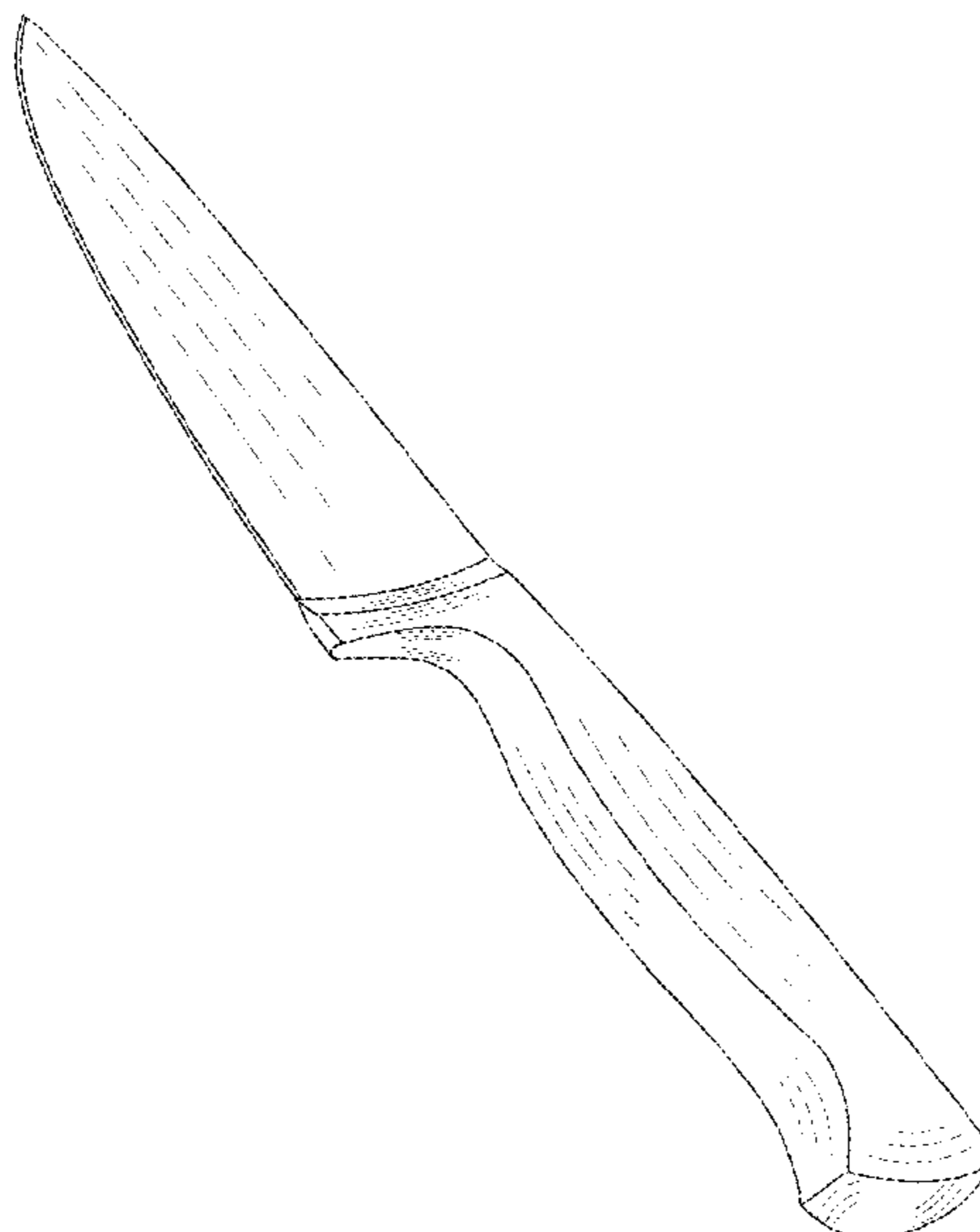
FIG. 7 is a bottom view of a knife.

Any shading and cross-hatching are not features of the design but are utilized to illustrate the surface contours of the knife design in the drawings.

1 Claim, 7 Drawing Sheets

(56) **References Cited**
U.S. PATENT DOCUMENTS

5,081,770 A * 1/1992 Fierthaler A47J 17/02
30/357
D455,937 S * 4/2002 Huebner D7/649
D539,082 S * 3/2007 Molayem D7/393
D539,083 S * 3/2007 Molayem D7/393
D539,616 S * 4/2007 Taylor D7/649
D551,518 S * 9/2007 Leuze D7/649
D565,359 S * 4/2008 Thun D7/649



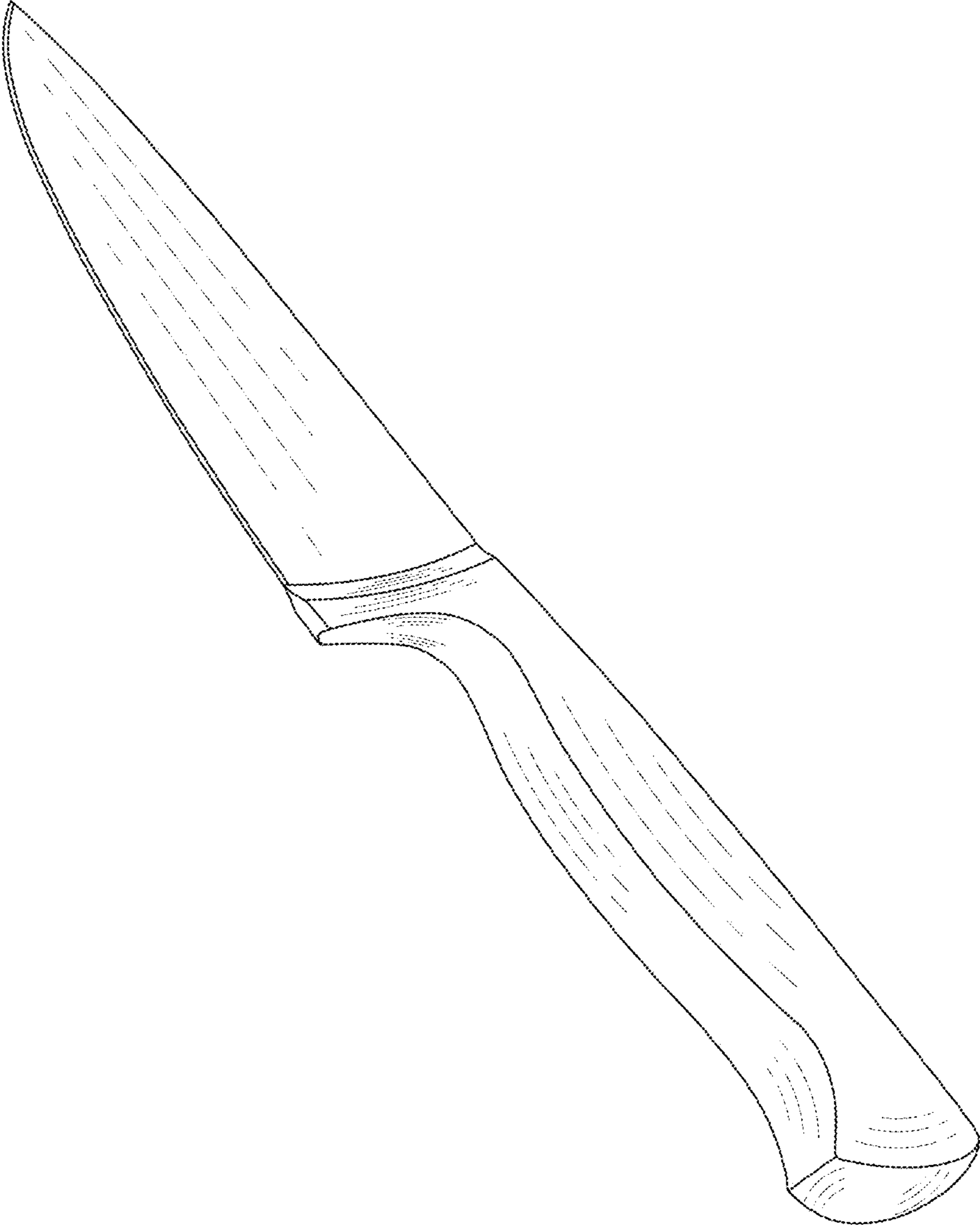


FIG. 1




FIG. 2




FIG. 3




FIG. 4

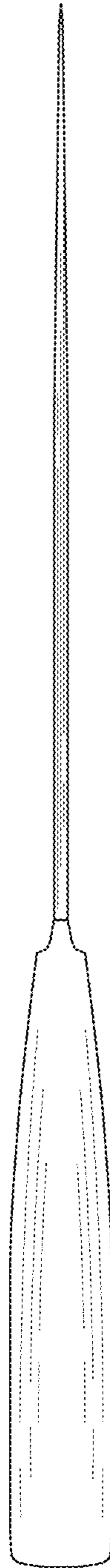


FIG. 5




FIG. 6

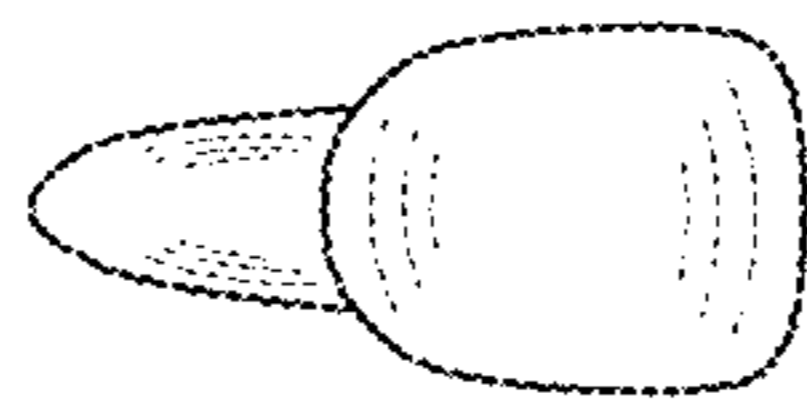


FIG. 7