



US00D964061S

(12) **United States Design Patent** (10) **Patent No.:** **US D964,061 S**
Kim et al. (45) **Date of Patent:** **** Sep. 20, 2022**

(54) **VEHICLE REAR SEAT** 2/30; F16B 2/08; F16B 2/803; F16B 45/00; B60K 35/00; B60K

(71) Applicant: **Canoo Technologies Inc.**, Torrance, CA (US)

(Continued)

(72) Inventors: **Richard Kim**, Los Angeles, CA (US); **Taeho Kim**, South Pasadena, CA (US); **Arthur Henrique Martins, Jr.**, Los Angeles, CA (US); **Cameron Bresn**, Redondo Beach, CA (US); **Jarrad Adams**, Hermosa Beach, CA (US)

(56) **References Cited**

U.S. PATENT DOCUMENTS

2,792,875 A * 5/1957 Pirrone A47C 1/16
297/130
D216,788 S * 3/1970 Petersen D6/368
D259,752 S * 7/1981 Geschwender D6/368

(Continued)

(73) Assignee: **CANOO TECHNOLOGIES INC.**, Torrance, CA (US)

OTHER PUBLICATIONS

(**) Term: **15 Years**

“White Portable Folding Chair w/ Compass Logo” Jun. 11, 2020, wholesalemachine.com, site visited May 4, 2022 <<https://www.wholesalemachine.com/white-portable-folding-chair-w-compass-logo/>> (Year: 2020).*

(21) Appl. No.: **29/791,845**

(Continued)

(22) Filed: **Feb. 11, 2022**

Related U.S. Application Data

(62) Division of application No. 29/706,605, filed on Sep. 20, 2019.

Primary Examiner — Kevin K Rudzinski
Assistant Examiner — Paul D Bohannon

(51) **LOC (13) Cl.** **06-01**

(57) **CLAIM**

(52) **U.S. Cl.**
USPC **D6/356**

The ornamental design for a vehicle rear seat, as shown and described.

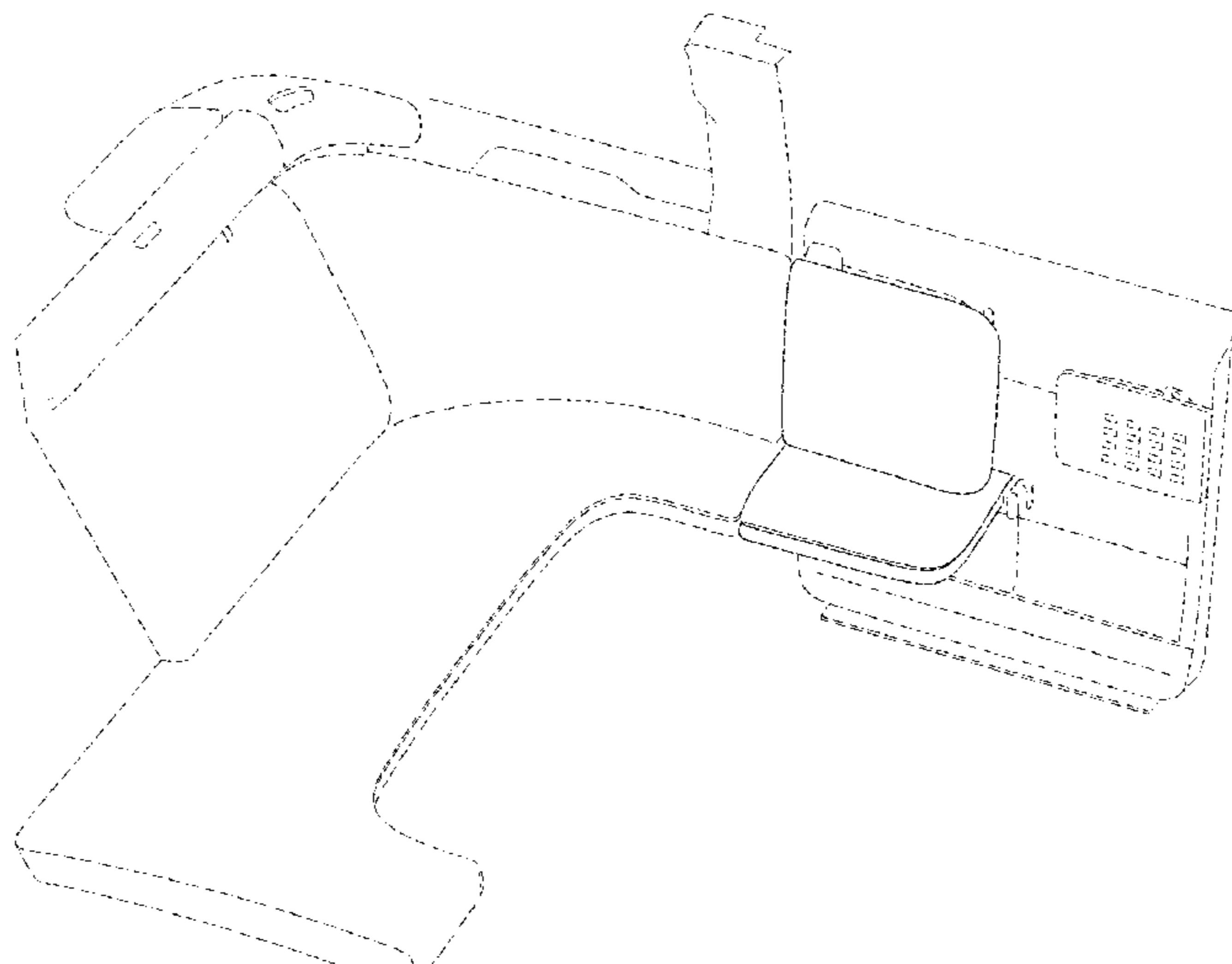
(58) **Field of Classification Search**

DESCRIPTION

USPC D6/334, 356, 360, 369, 370, 374, 376, D6/716, 716.1, 716.2, 716.3, 716.4, D6/716.5, 716.7, 366, 335, 342, 364, 375, D6/702, 703, 703.1, 381, 367, 601, 368; D21/521, 533, 548; D12/133, 7, 85, 187, D12/400, 195, 169; D14/172
CPC A61H 2201/0149; B60N 2/06; B60N 2/20; B60N 2/22; B60N 2/58; B60N 2/68; B60N 2/80; B60N 2/643; B60N 2/888; B60N 2/859; B60N 2/1615; B60N 2/7035; B60N 2/42745; B60N 2002/0272; B60N 2205/35; B60N 2/44; B60N 2/56; B60N 2/206; B60N 2/366; B60N 2/933; B60N 2/2222; B60N 2/2245; B60N 2/686; B60N 2/688; B60N 2/46; B60N

FIG. 1 is a first perspective view of the vehicle rear seat, shown in a first position of use, according to the present invention;
FIG. 2 is a second perspective view thereof;
FIG. 3 is a third perspective view thereof, shown in a second position of use; and,
FIG. 4 is a fourth perspective view thereof.
Mirror images of views are within the scope of the claimed design even if not illustrated.
Features shown in broken lines do not form part of the claimed design.

1 Claim, 4 Drawing Sheets



(58) **Field of Classification Search**

CPC 37/06; B60K 2026/026; B60K 2370/685;
B60K 2370/744

See application file for complete search history.

(56) **References Cited**

U.S. PATENT DOCUMENTS

D299,988 S * 2/1989 Parabita D6/392
D417,984 S * 12/1999 Sand D6/601
6,601,252 B1 * 8/2003 Leach A47C 3/16
5/643
7,104,605 B2 * 9/2006 Jones A47C 1/16
297/230.11

OTHER PUBLICATIONS

“Plow & Hearth Multiangle Folding Chair Pad with Adjustable Back, 37" L x 17" W x 4.25" H, Taupe” Sep. 21, 2016, amazon.com, site visited May 4, 2022 <https://www.amazon.com/Plow-Hearth-Multiangle-Folding-Adjustable/dp/B007JYXXSG/ref=cm_cr_arpd_product_top?ie=UTF8&th=1> (Year: 2016).*

* cited by examiner

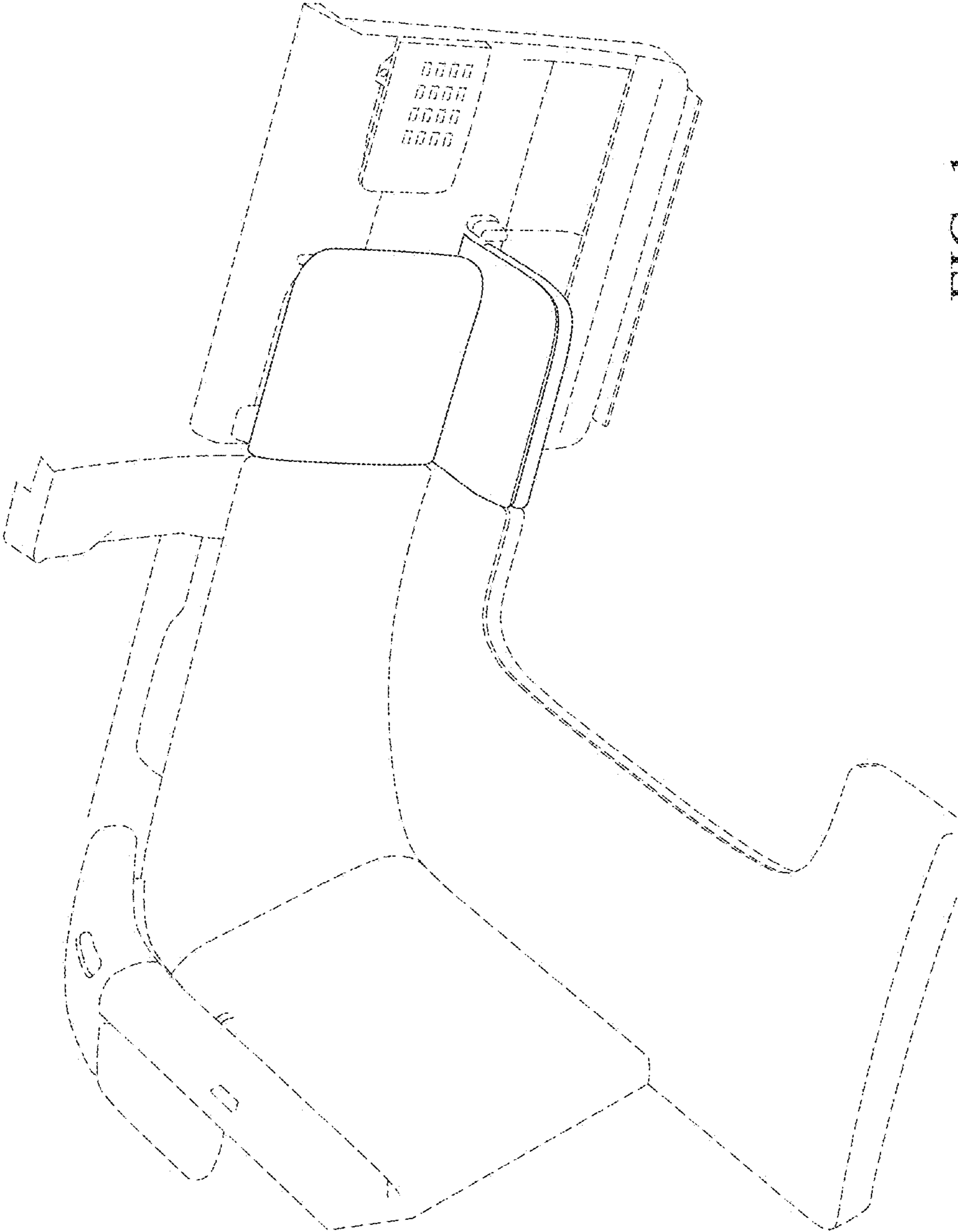


FIG. 1

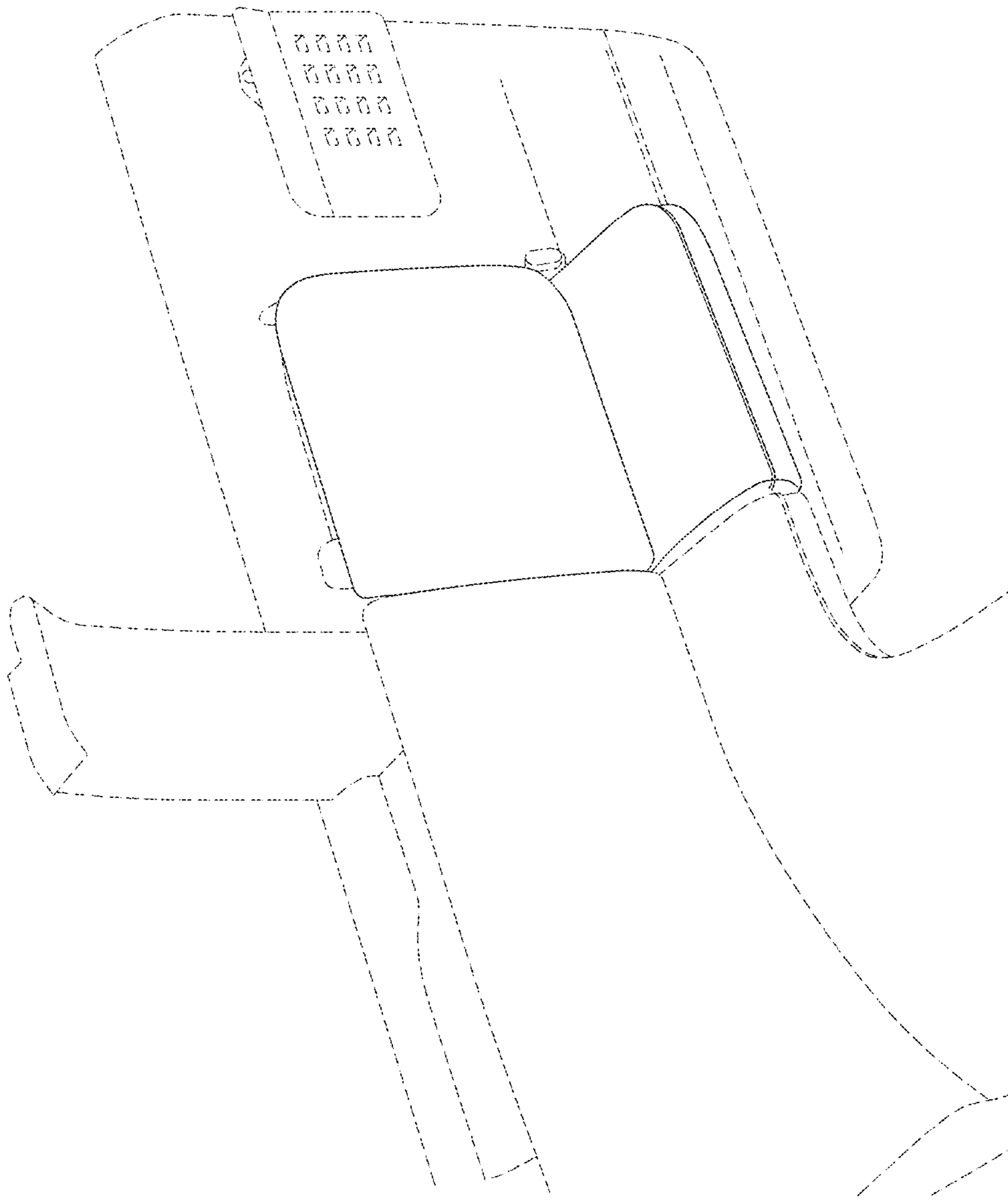


FIG. 2

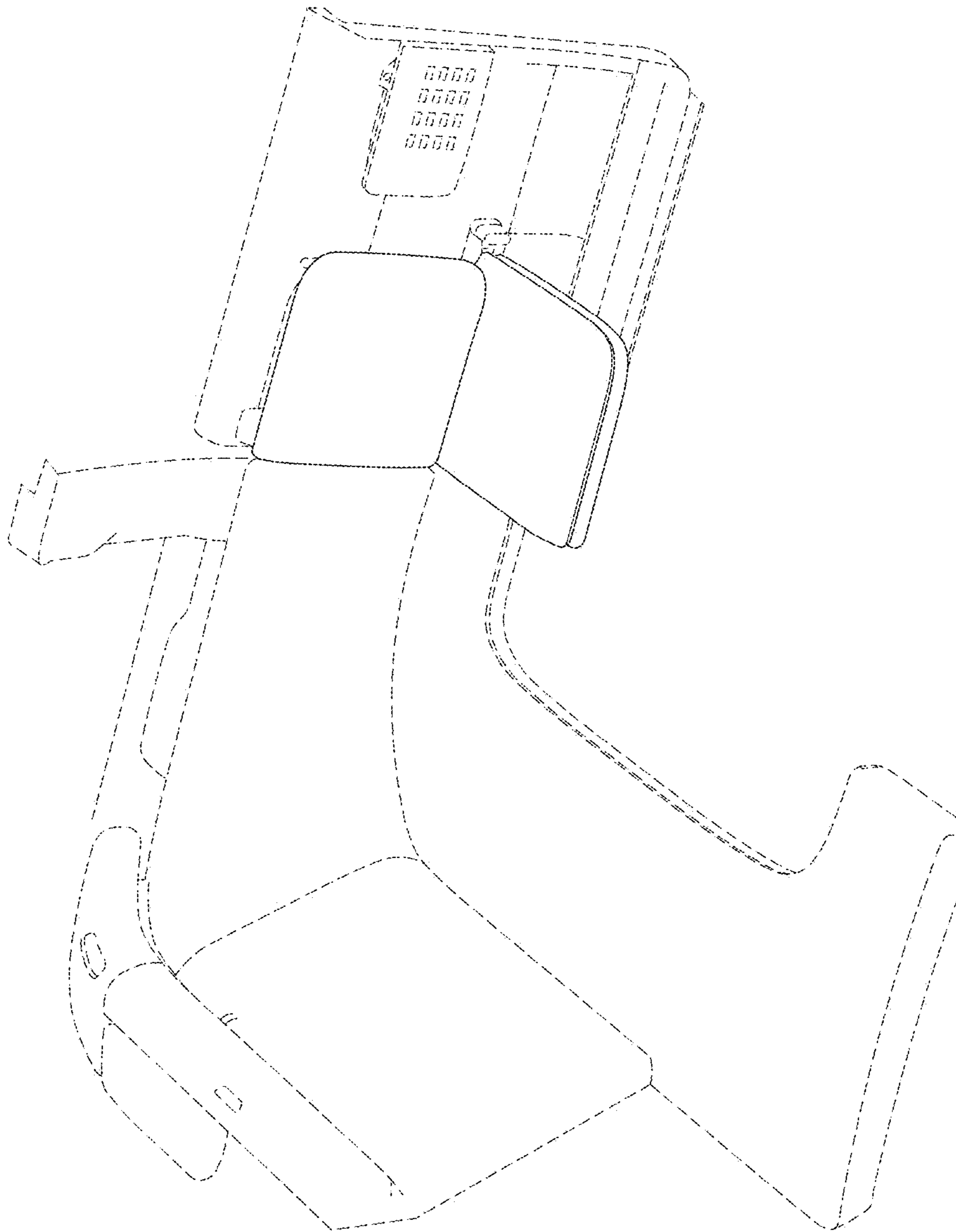


FIG. 3

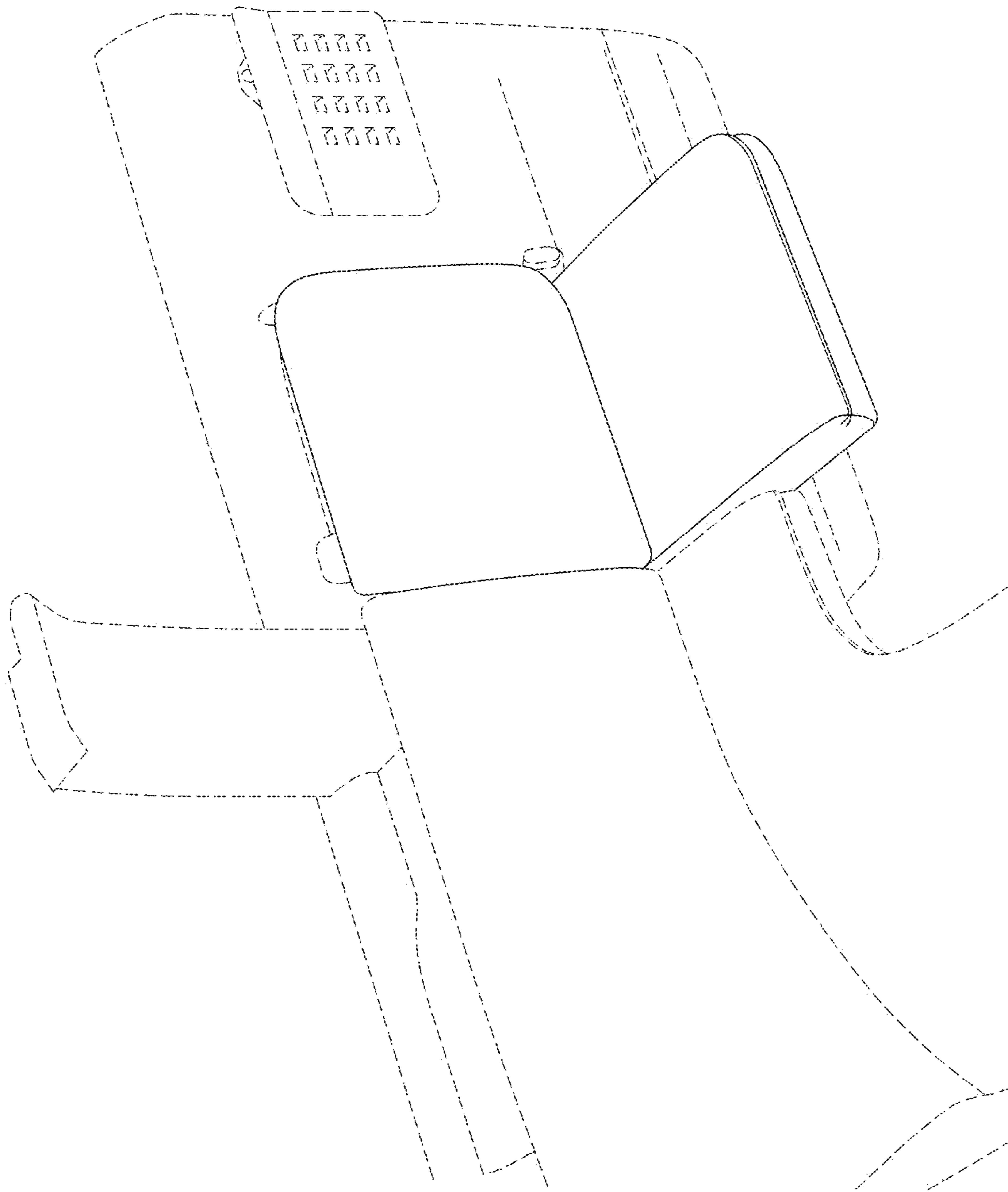


FIG. 4