

US00D964024S

(12) **United States Design Patent** (10) **Patent No.:** **US D964,024 S**
Kong (45) **Date of Patent:** **** Sep. 20, 2022**

(54) **SHOULDER BAG**

- (71) Applicant: **Xiaoling Kong**, Guangdong (CN)
- (72) Inventor: **Xiaoling Kong**, Guangdong (CN)
- (73) Assignee: **Guangzhou Angel Kiss Leather Co., Ltd.**, Guangzhou (CN)
- (**) Term: **15 Years**
- (21) Appl. No.: **29/755,474**
- (22) Filed: **Oct. 21, 2020**
- (51) **LOC (13) Cl.** **03-01**
- (52) **U.S. Cl.**
USPC **D3/232**
- (58) **Field of Classification Search**
USPC D3/232–233, 245–246, 318
CPC A45C 13/008; A45C 13/103; A45C 3/001;
A45C 11/20; A45C 3/00
See application file for complete search history.

(56) **References Cited**

U.S. PATENT DOCUMENTS

D326,188	S	*	5/1992	Thomas	D3/243
D419,763	S	*	2/2000	Wiebe	D3/232
D442,778	S	*	5/2001	Guyon	D3/246
D545,566	S	*	7/2007	Guyon	D3/233
D547,060	S	*	7/2007	Delafontaine	D3/233
D628,380	S	*	12/2010	Guyon	D3/245
D690,509	S	*	10/2013	Guichot	D3/246
D757,427	S	*	5/2016	Dumas	D3/243
D779,820	S	*	2/2017	Fusi	D3/245
D841,322	S	*	2/2019	Gerbi	D3/232
D860,643	S	*	9/2019	Ramseier	D3/232
D875,391	S	*	2/2020	Gonzalez	D3/232
10,981,716	B2	*	4/2021	Seiders	A45C 13/008

OTHER PUBLICATIONS

“Women Handbags Shoulder Bags Washed Leather Satchel Tote Bag Mutipocket Purse”, first available Apr. 22, 2020. Amazon.com, site visited Jan. 26, 2022: https://www.amazon.com/Satchel-Handbag-Leather-Crossbody-Shoulder/dp/B08GKQ8QD2/ref=sr_1_1?crd=1T4IVYGXQQPL0&keywords=Angel%2Bkiss%2BSatchel%2BHandbag%2Bfor%2BWomen&qid=1642699928&prefix=angel%2Bkiss%2BSatchel%2Bhandbag%2Bfor%2Bwomen%2Caps%2C152&sr=8-1&th=1 (Year: 2020).*

* cited by examiner

Primary Examiner — Jennifer L Watkins
Assistant Examiner — Samantha Lynne Brodowski

(57) **CLAIM**

The ornamental design for a shoulder bag, as shown and described.

DESCRIPTION

FIG. 1 is a perspective view of a shoulder bag showing my new design;
FIG. 2 is a front elevational view thereof;
FIG. 3 is a rear elevational view thereof;
FIG. 4 is a left side elevational view thereof;
FIG. 5 is a right side elevational view thereof;
FIG. 6 is a top plan view thereof; and,
FIG. 7 is a bottom plan view thereof.
The broken lines shown encircling areas with no surface shading depict portions of the article and form no part of the claimed design. The broken lines in the figures shown on claimed surfaces depict stitching and form no part of the claimed design.

1 Claim, 7 Drawing Sheets

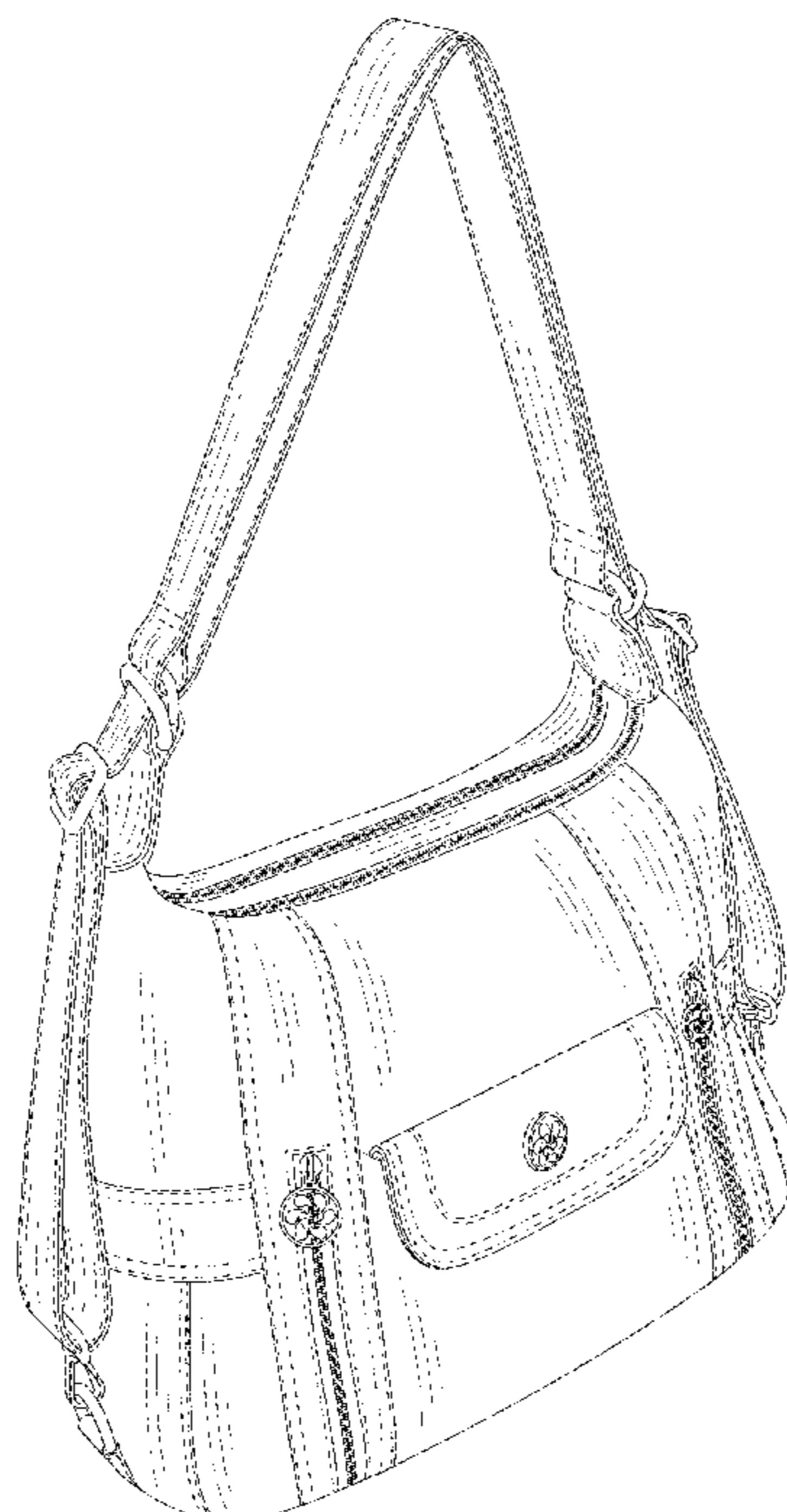




FIG.1



FIG. 2



FIG.3

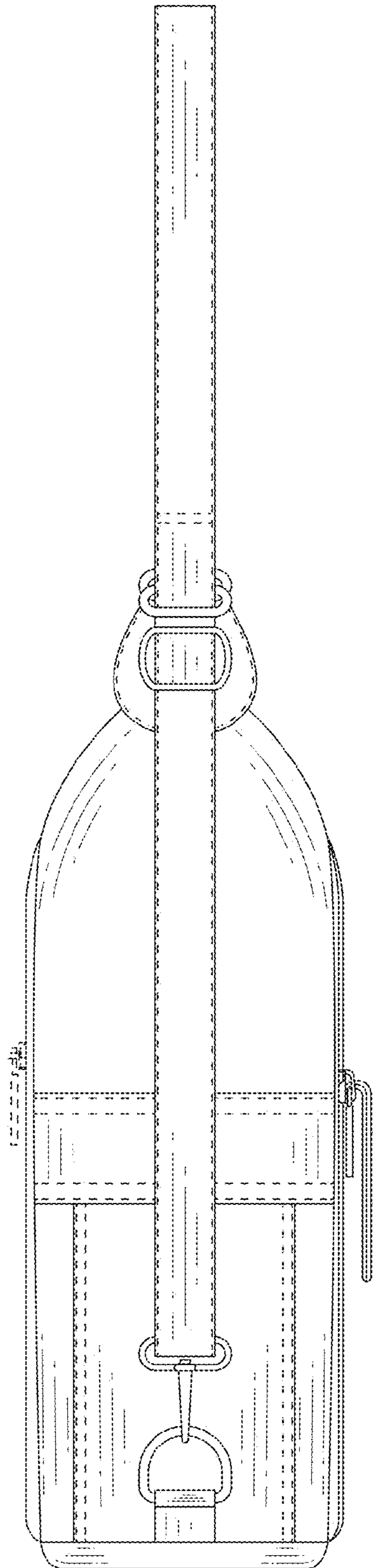


FIG.4

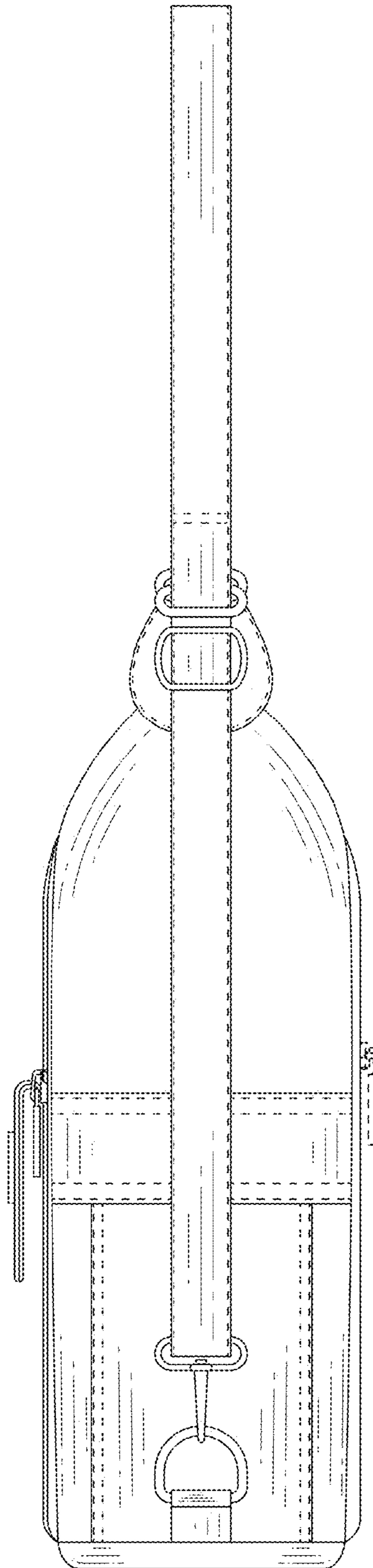


FIG.5




FIG.6

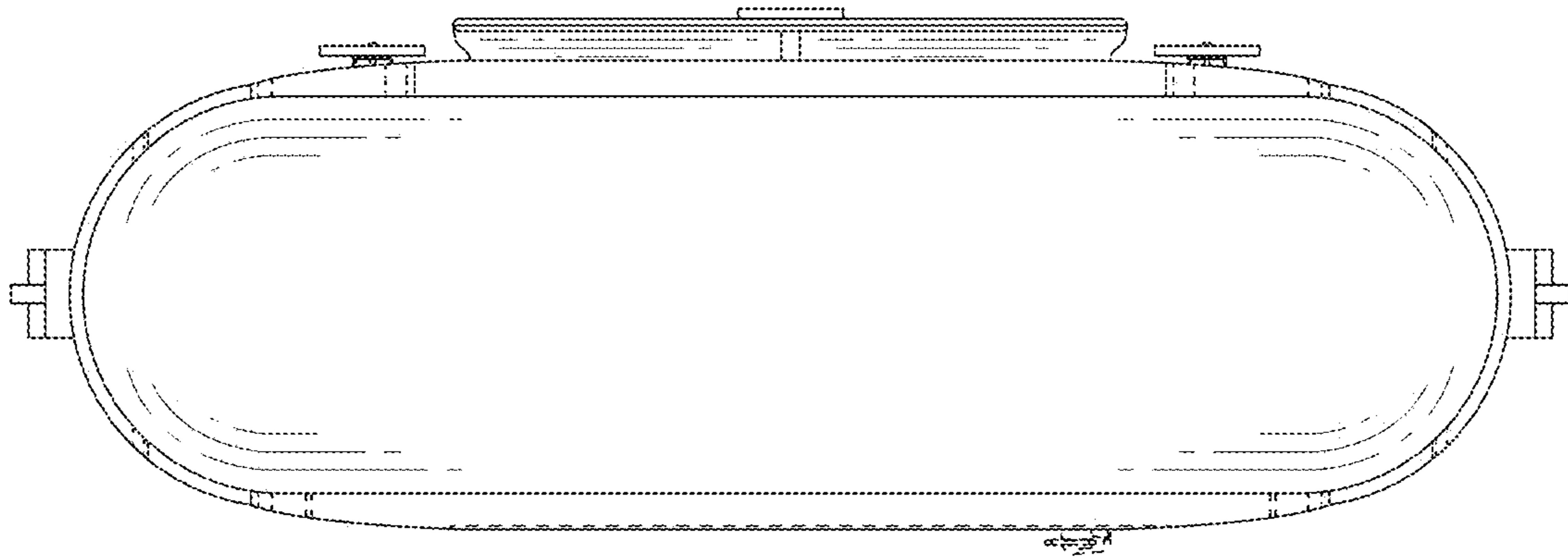


FIG.7