



US00D964018S

(12) **United States Design Patent** (10) **Patent No.:** **US D964,018 S**
Hassen (45) **Date of Patent:** **** Sep. 20, 2022**

(54) **GUITAR HOOK**
(71) Applicant: **Kirk Hassen**, Milwaukie, OR (US)
(72) Inventor: **Kirk Hassen**, Milwaukie, OR (US)
(**) Term: **15 Years**
(21) Appl. No.: **29/740,073**
(22) Filed: **Jun. 30, 2020**
(51) **LOC (13) Cl.** **03-01**
(52) **U.S. Cl.**
USPC **D3/204**
(58) **Field of Classification Search**
USPC D3/204; D6/682; 84/327, 421, 329;
211/85.6; 248/121, 443
CPC G10G 5/00
See application file for complete search history.

7,775,491 B1 * 8/2010 Samu G10G 5/00
248/215
D774,317 S * 12/2016 Taylor D6/323
D801,724 S * 11/2017 Atkins D6/552
2007/0039446 A1 * 2/2007 Samu G10G 5/00
84/327

OTHER PUBLICATIONS

The Guitar Hanger, announced Aug. 1, 2009 [online], [site visited Oct. 13, 2021]. Available from internet, URL: <<https://www.amazon.com/Guitar-Hanger-1001-Original-Closet/dp/B002NPCISC/>> (Year: 2009).*

* cited by examiner

Primary Examiner — Kevin K Rudzinski
Assistant Examiner — Amber J Rabie
(74) *Attorney, Agent, or Firm* — Mark S Hubert

(57) **CLAIM**

I claim the ornamental design for a guitar hook, as shown and described.

(56) **References Cited**

U.S. PATENT DOCUMENTS

1,480,829 A * 1/1924 Moran A47G 25/0607
211/32
D242,414 S * 11/1976 Salladay D6/315
4,805,782 A * 2/1989 Hale A47G 25/10
211/113
D318,378 S * 7/1991 Baekgaard, Sr. D6/315
D321,795 S * 11/1991 Winston G10G 5/00
D6/328
D337,345 S * 7/1993 Gracie A47G 25/0607
84/327
5,375,497 A * 12/1994 Pirchio G10G 5/00
248/443
D360,533 S * 7/1995 Williams D6/315
D366,366 S * 1/1996 Restaino D6/315
D438,022 S * 2/2001 Bunn D6/317
D473,384 S * 4/2003 Ingles D17/99
D480,293 S * 10/2003 Ismail D6/315
D534,361 S * 1/2007 Wolf D23/366
D610,372 S * 2/2010 Samu D6/682

DESCRIPTION

FIG. 1 is a perspective front view of a guitar hook showing my new design in an environment of use;
FIG. 2 is a perspective front view of the guitar hook;
FIG. 3 is a perspective rear view of the guitar hook;
FIG. 4 is a top view of the guitar hook;
FIG. 5 is a bottom view of the guitar hook;
FIG. 6 is a right-side view of the guitar hook;
FIG. 7 is a left-side view of the guitar hook;
FIG. 8 is a rear view of the guitar hook; and,
FIG. 9 is a front view of the guitar hook.
Any broken line illustration of environmental structure in the drawing is not part of the design sought to be patented. (The neck of a guitar is shown in broken lines for illustrative purposes only and forms no part of the claimed design.)

1 Claim, 4 Drawing Sheets




Figure 1




Figure 2





Figure 3



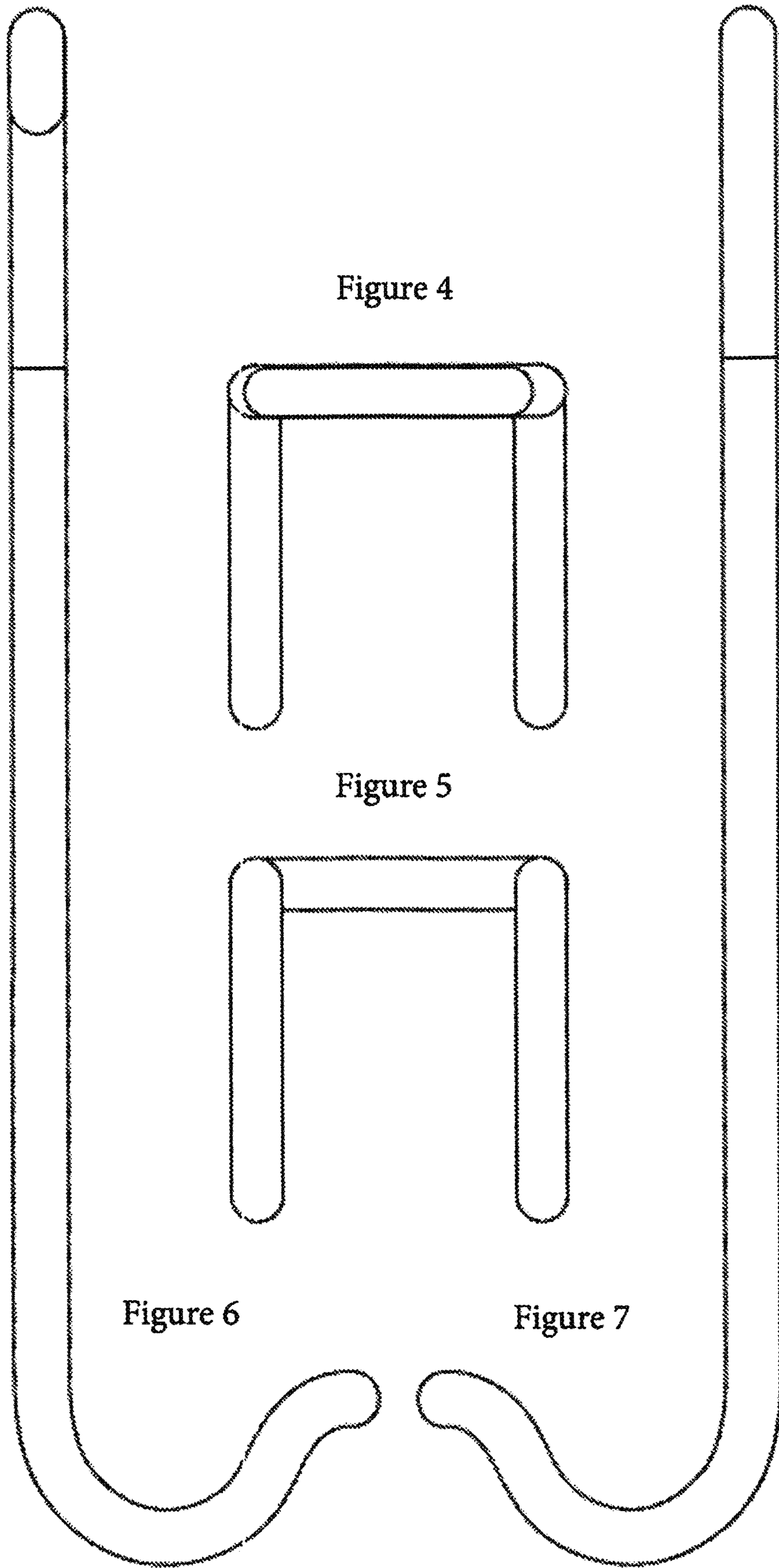


Figure 4

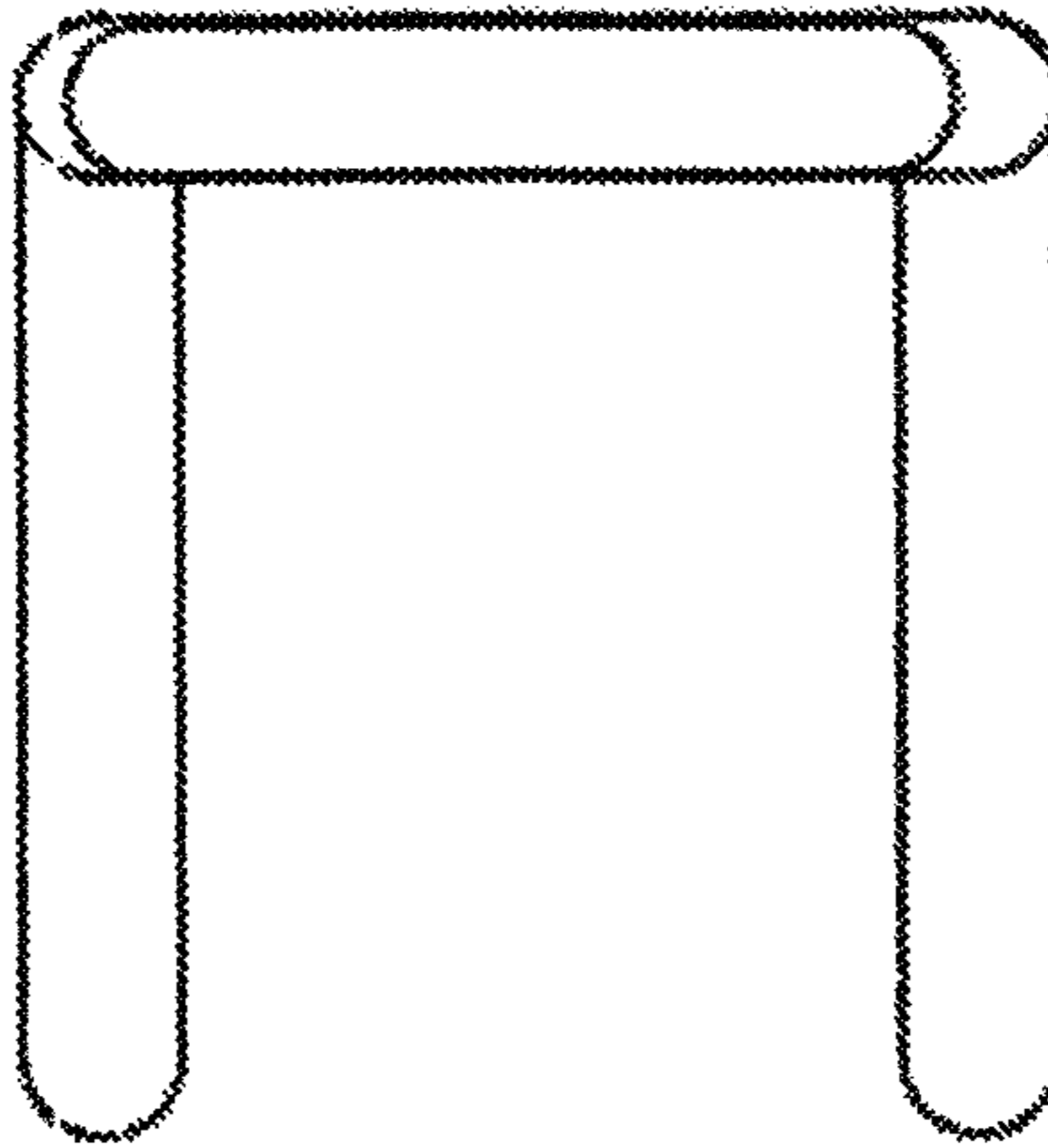


Figure 5

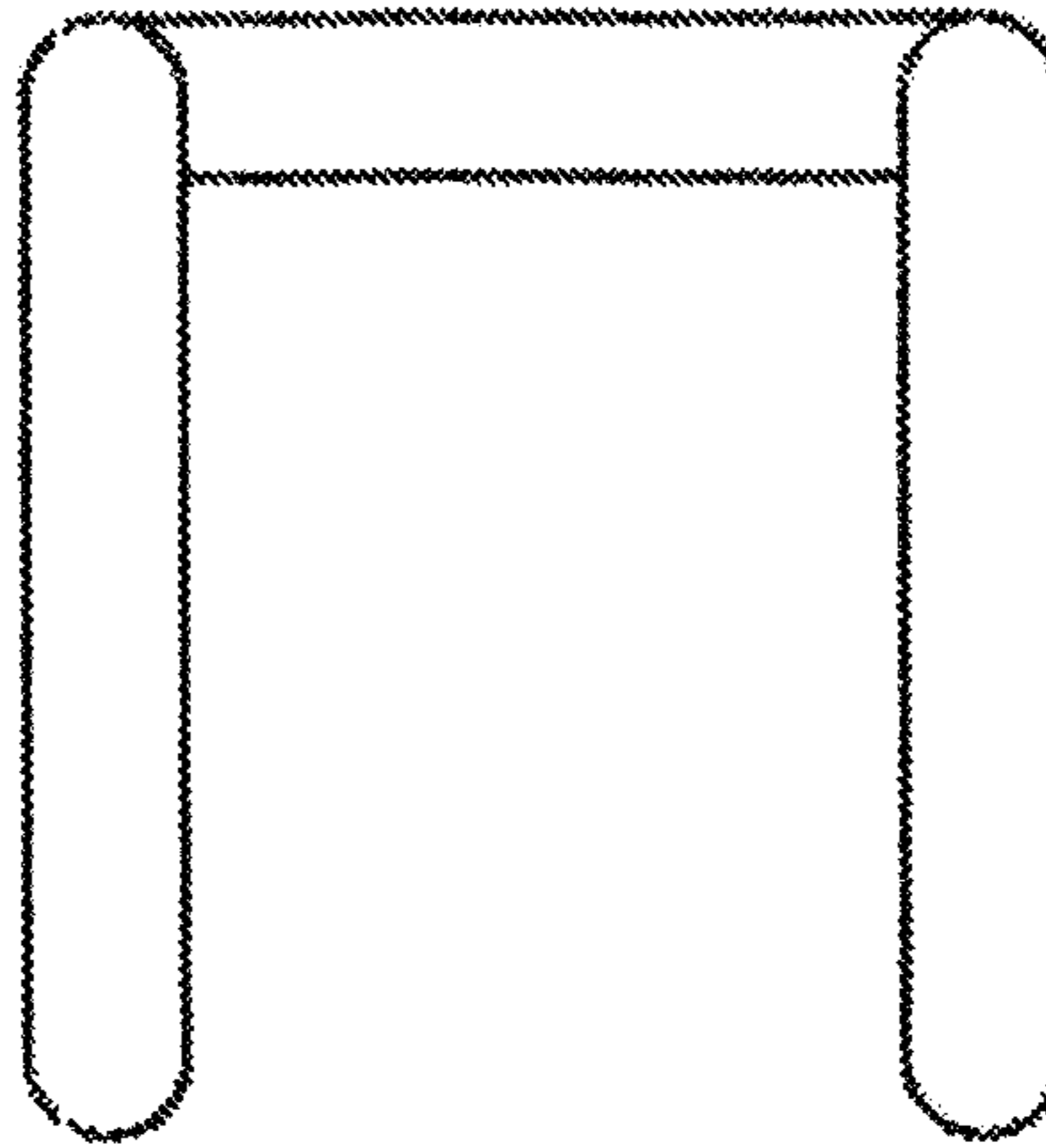


Figure 6

Figure 7



