



US00D964015S

(12) **United States Design Patent** (10) **Patent No.:** **US D964,015 S**
Yoo (45) **Date of Patent:** **** Sep. 20, 2022**

(54) **SACHEL**
(71) Applicant: **Bolstr Ltd.**, Mayfield Hts., OH (US)
(72) Inventor: **Jeasung Jay Yoo**, Euclid, OH (US)
(73) Assignee: **Bolstr Ltd.**, Mayfield Heights, OH (US)
(**) Term: **15 Years**
(21) Appl. No.: **29/721,916**
(22) Filed: **Jan. 24, 2020**
(51) **LOC (13) Cl.** **03-01**
(52) **U.S. Cl.**
USPC **D3/201; D3/226; D3/234**
(58) **Field of Classification Search**
USPC **D3/201, 224, 226, 232-234, 245, 252, D3/324, 900**
CPC **A45C 1/024; A45C 1/304; A45C 3/06; A45C 3/08; A45C 3/10; A45C 7/0059; A45C 7/0077; A45C 13/08; A45C 13/26; A45C 2001/083**
See application file for complete search history.

(56) **References Cited**
U.S. PATENT DOCUMENTS
D363,603 S * 10/1995 Leveen D3/900
D384,812 S 10/1997 Heffelfinger
D388,250 S * 12/1997 Robinson D3/232
D553,853 S * 10/2007 Willows D3/226
D712,139 S * 9/2014 Klusener D3/232
D751,285 S 3/2016 Yoo
D802,915 S * 11/2017 Willows D3/226
D893,174 S * 8/2020 Wang D3/226
D899,768 S * 10/2020 Huang D3/232
D904,012 S * 12/2020 Mullenger D3/226

OTHER PUBLICATIONS
<https://poshmark.com/listing/Sang-A-Flash-Parallelogram-Clutch-Purse-Silver-5f1387e08da5c973bd9037fc> (Year: 2022).*

The “Nau Lightbeam Pod.” 1995-2021.
“The North Face Trouper Waist Pack Bum Bag” (via amazon.com), 2012.
“Civilian Lab Business Class LT Harness System Bag” (via the-gadgeteer.com), 2006.
“e-Volve Gadget Shoulder Holster” (via eholster.com), 2014.
“Matthew McConaughey is Bringing Back the Fanny Pack,” Huffington Post (2014).
“Pacsafe Metrosafe 150 GII Anti-Theft Cross Body Sling Bag” (via ebags.com), 2013.

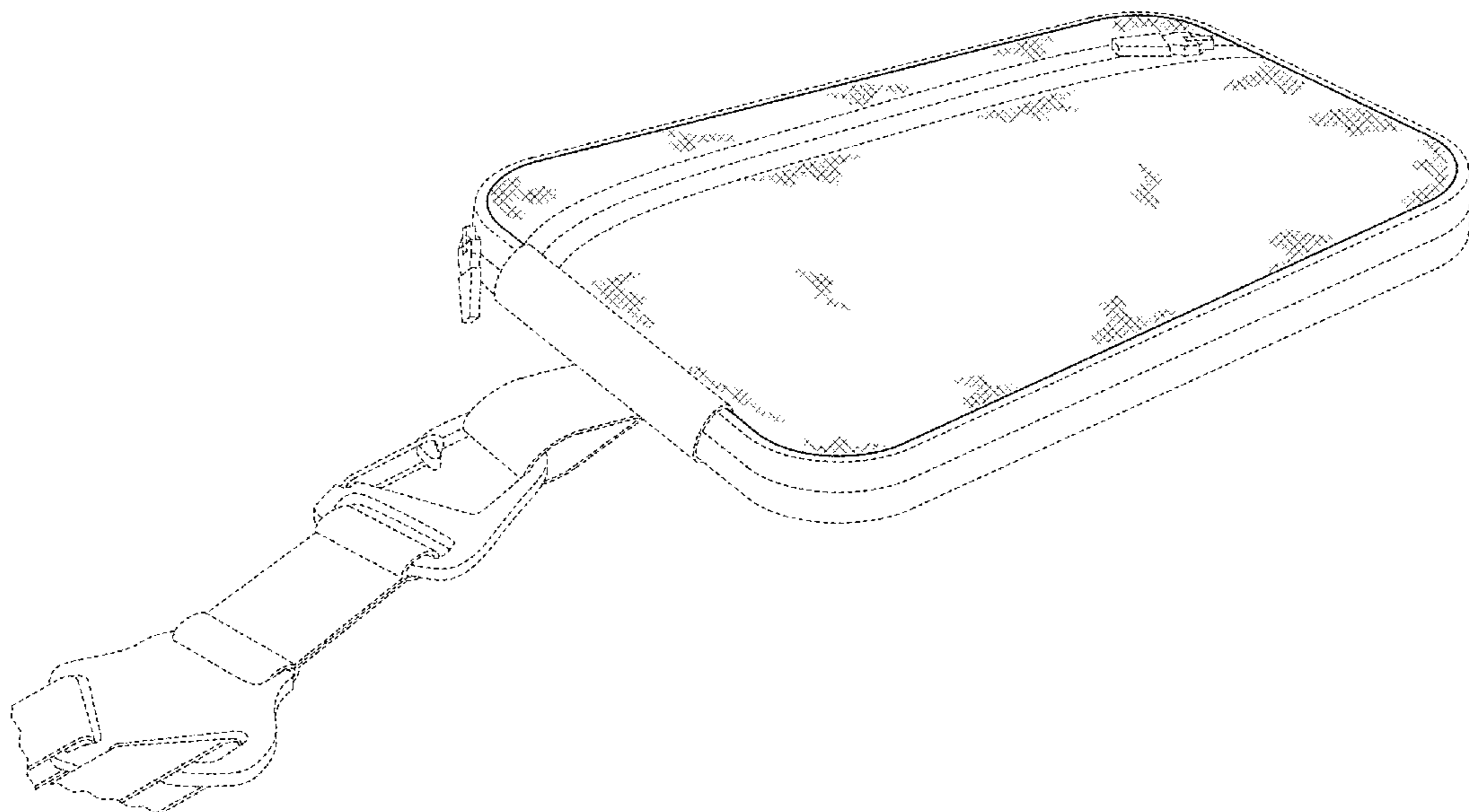
(Continued)

Primary Examiner — Catherine R Oliver-Garcia
(74) *Attorney, Agent, or Firm* — Walters & Wasylyna LLC

(57) **CLAIM**
The ornamental design for a satchel, as shown and described.

DESCRIPTION
FIG. 1 is an isometric view of a satchel in accordance with the present design;
FIG. 2 is a front elevational view of the satchel of FIG. 1;
FIG. 3 is a rear elevational view of the satchel of FIG. 1;
FIG. 4 is a left side elevational view of the satchel of FIG. 1;
FIG. 5 is a right side elevational view of the satchel of FIG. 1;
FIG. 6 is a top plan view of the satchel of FIG. 1;
FIG. 7 is a bottom plan view of the satchel of FIG. 1; and,
FIG. 8 is an isometric view of the satchel of FIG. 1, showing how a strap may be connected to the satchel.
The broken line showing of portions of the satchel are included for the purpose of illustrating environment only and form no part of the claimed design.

1 Claim, 6 Drawing Sheets



(56)

References Cited

OTHER PUBLICATIONS

“Pacsafe VentureSafe 150 GII Anti-Theft Cross Body Sling Bag”
(via ebags.com), 2013.
“Propper OTS Bag” (via tacticalgear.com), 2014.
Grab-It Pack Gadget Holster (via thinkgeek.com), 1999-2004.

* cited by examiner

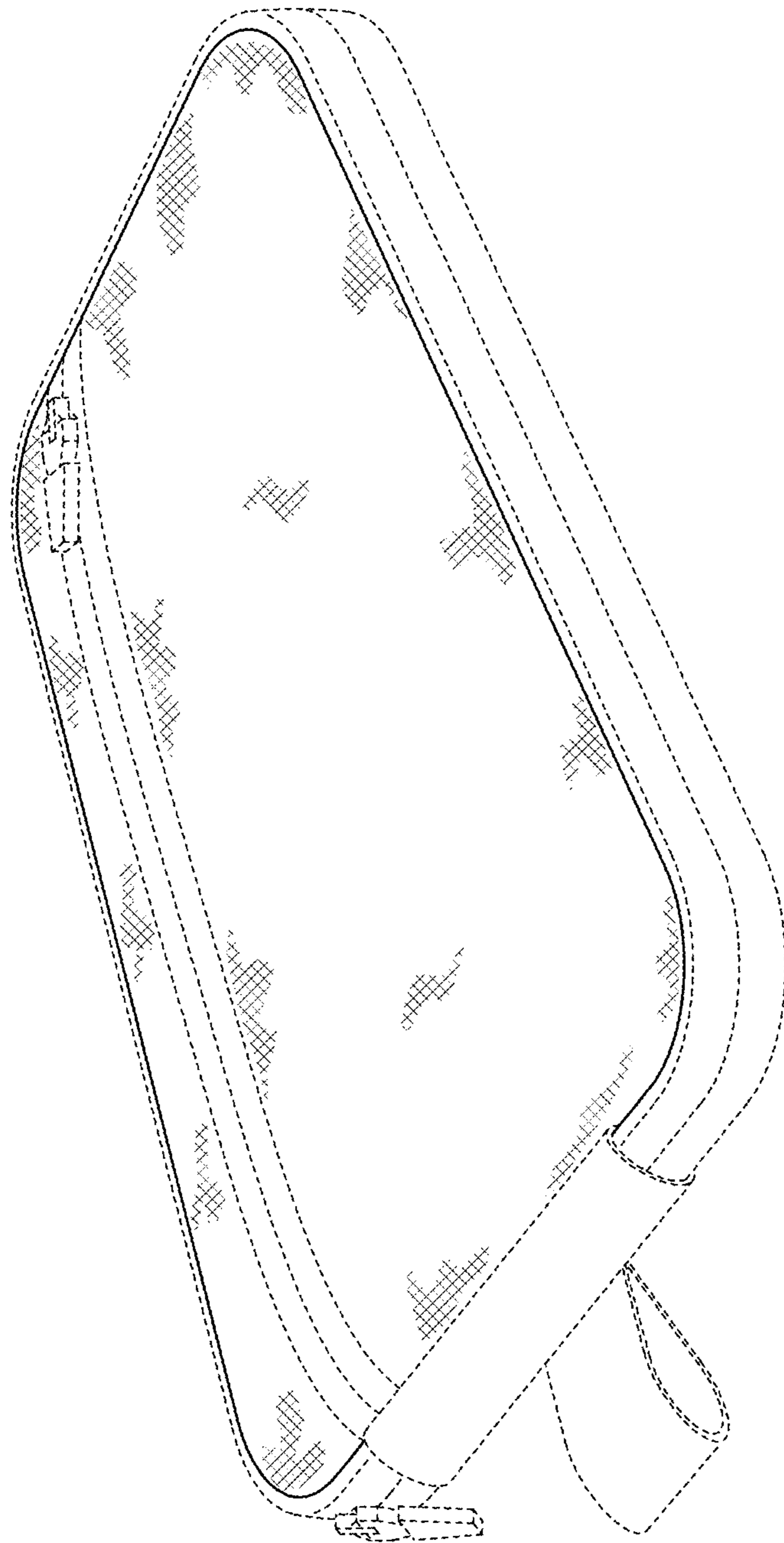


FIG. 1

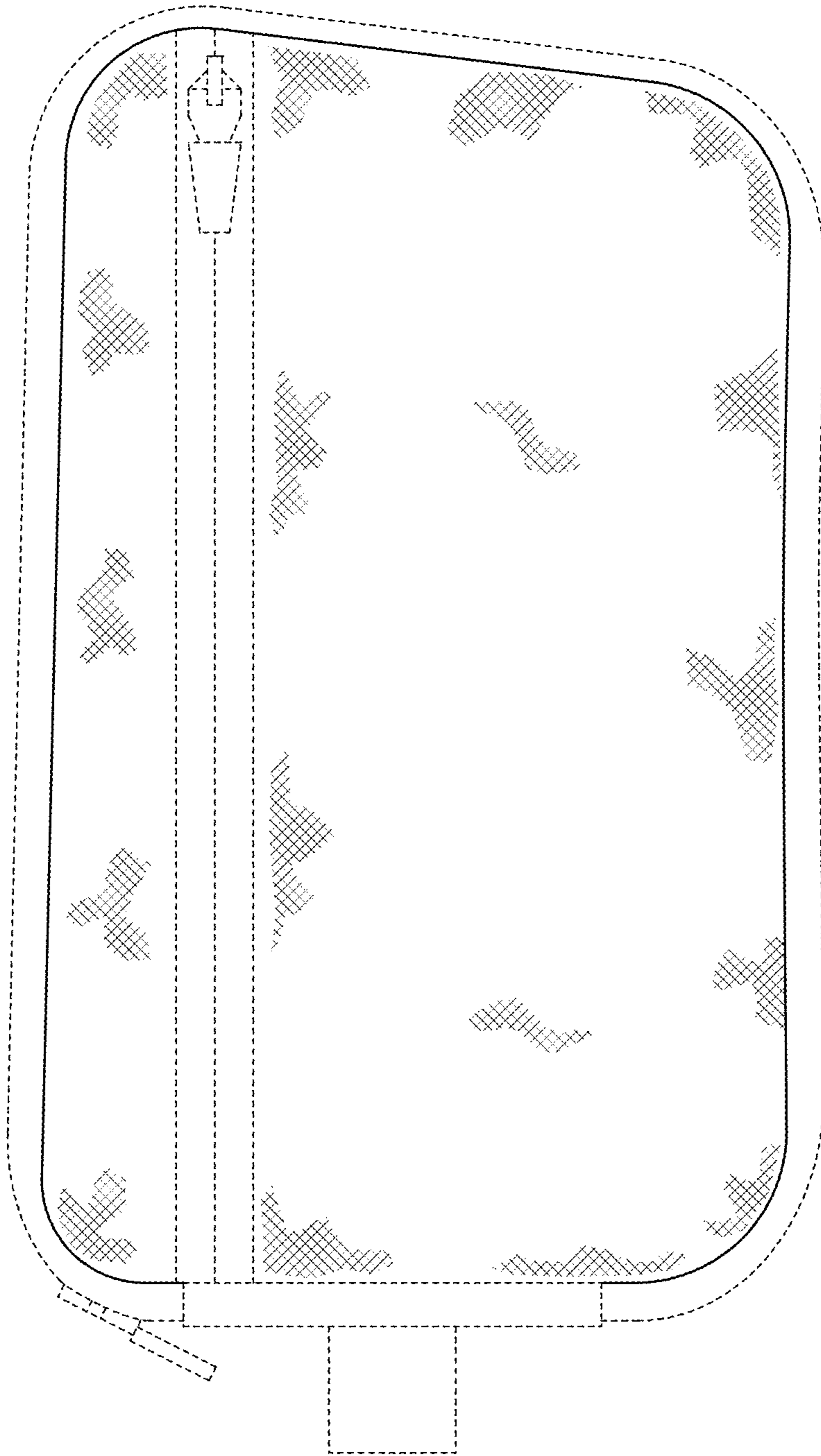


FIG. 2

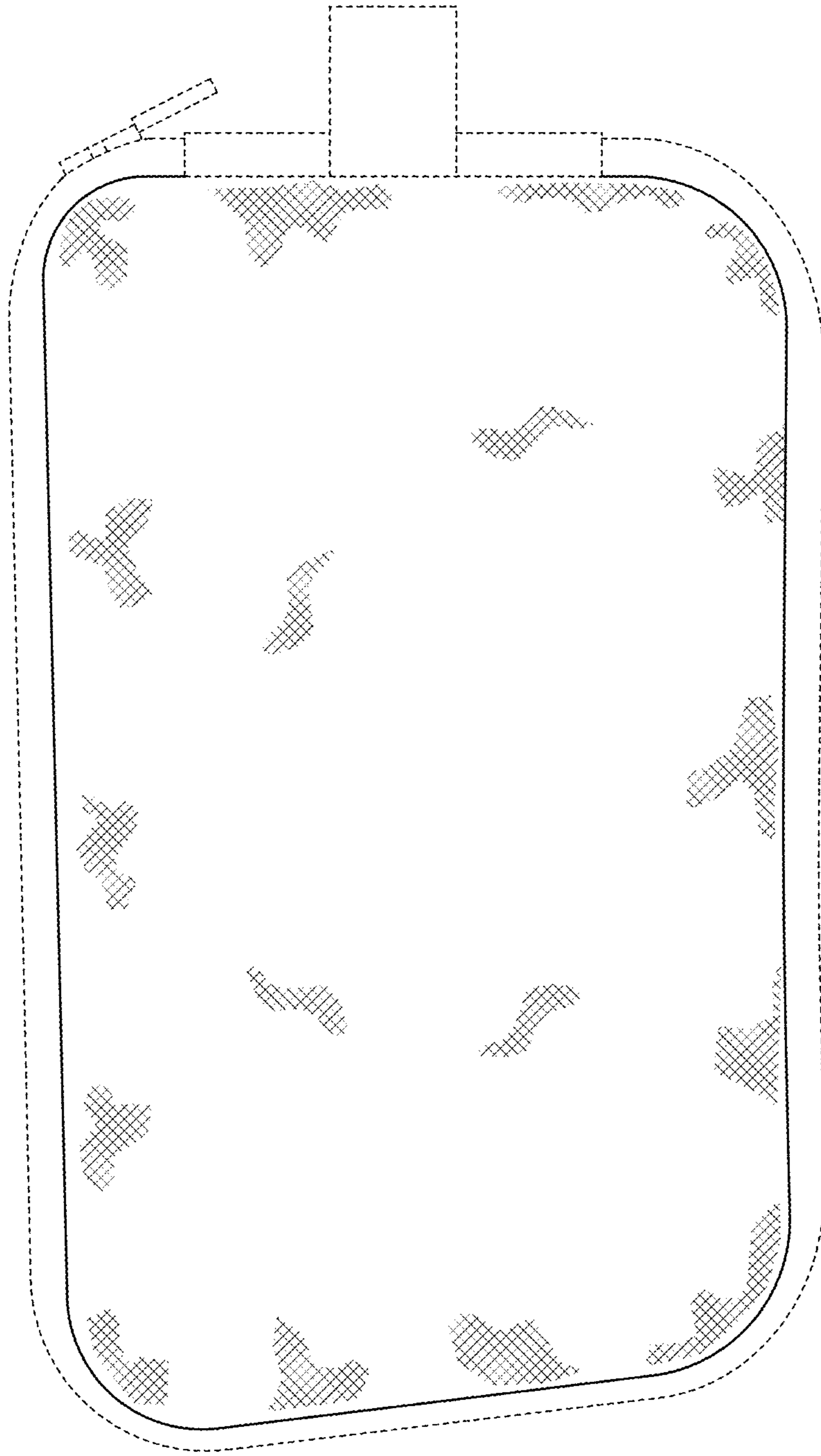


FIG. 3

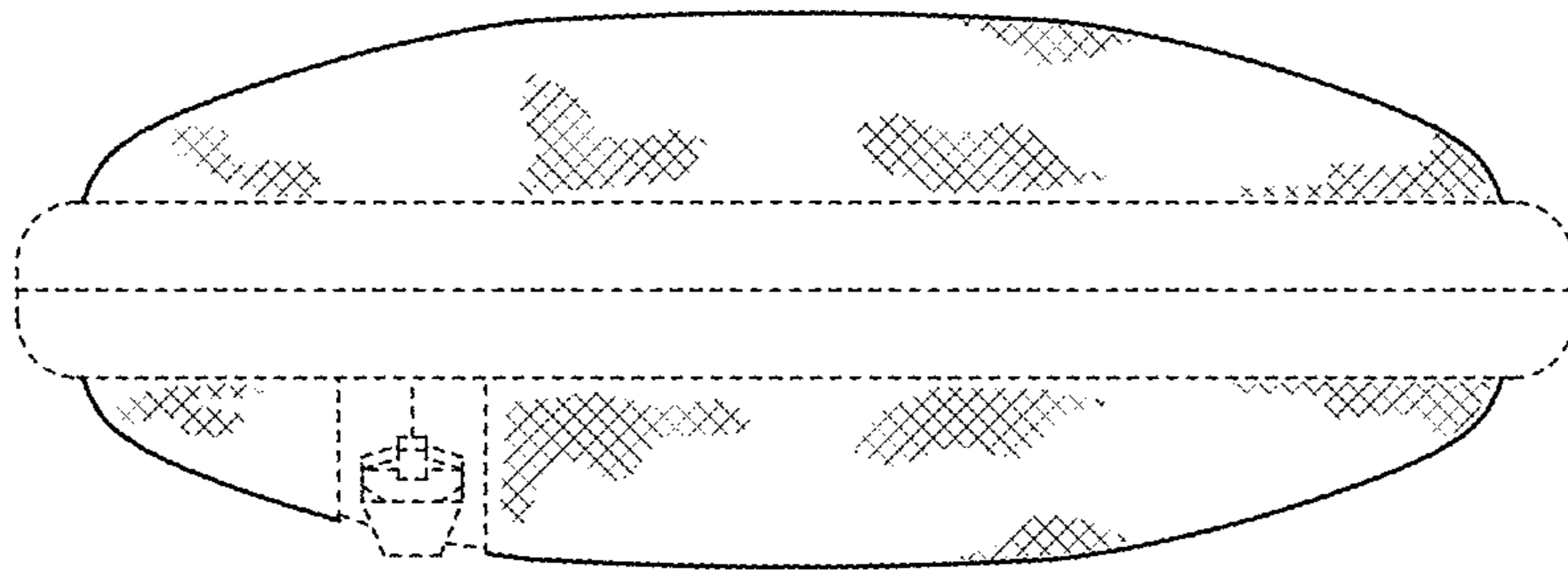


FIG. 5

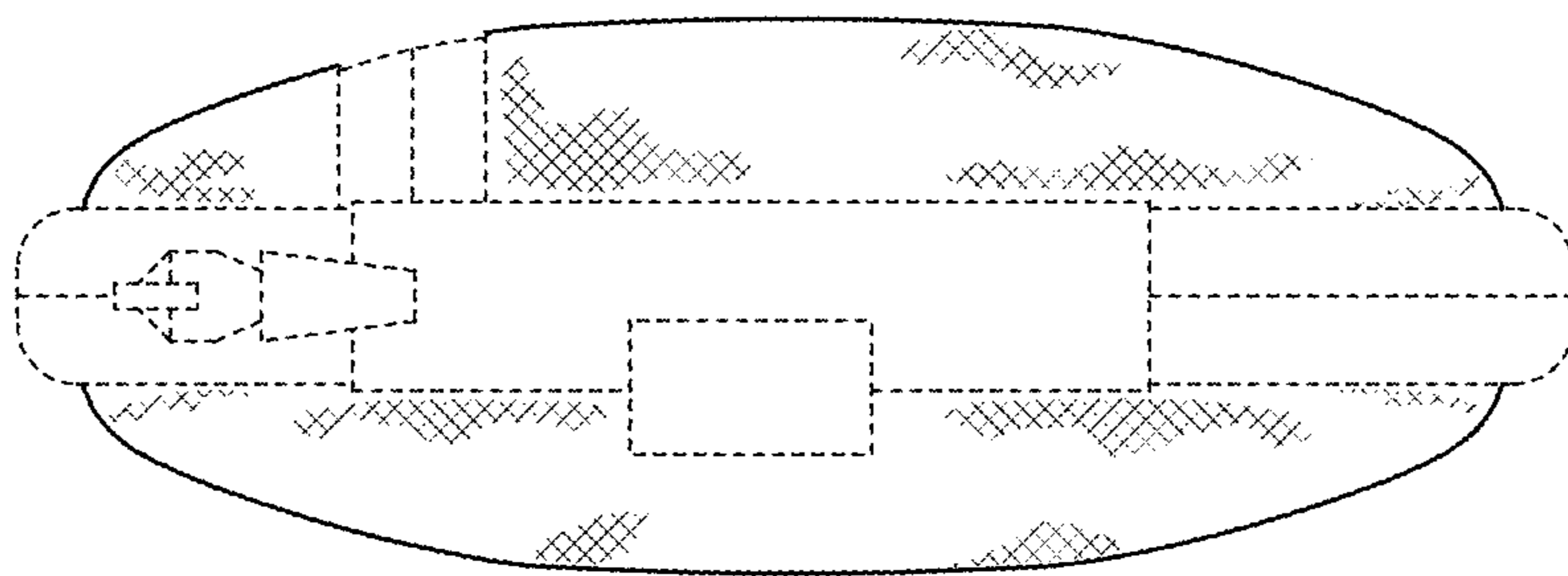


FIG. 4




FIG. 6

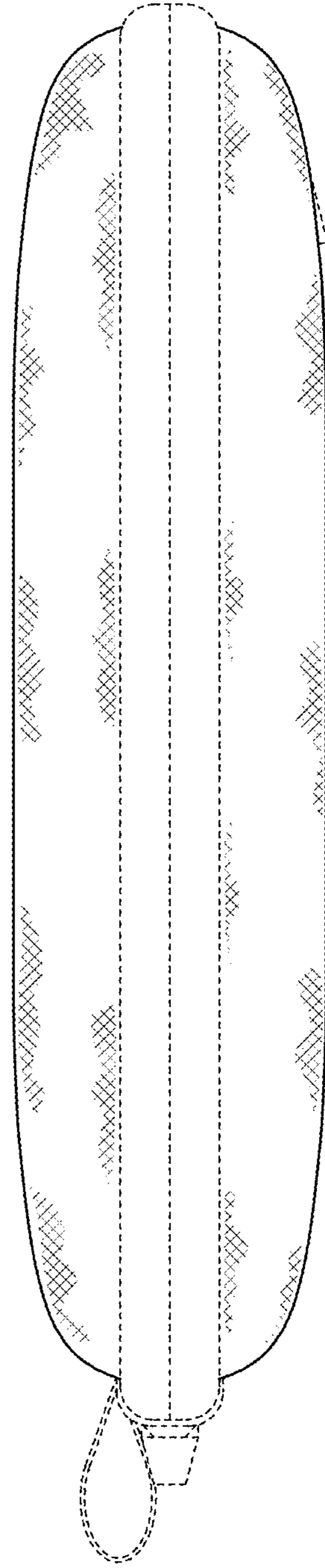


FIG. 7

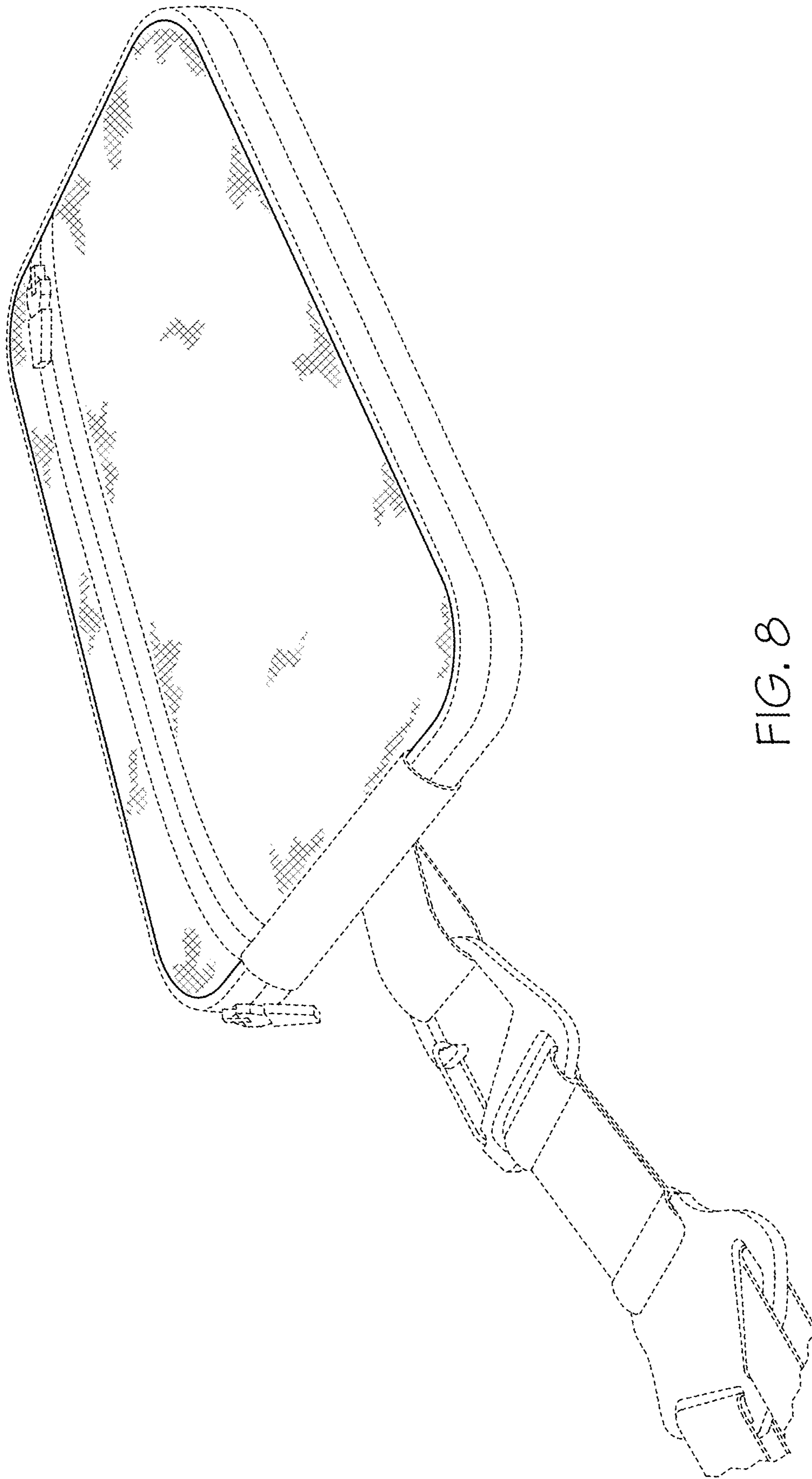


FIG. 8