

US00D964004S

(12) **United States Design Patent** (10) **Patent No.:** **US D964,004 S**
Teteriatnikov (45) **Date of Patent:** **** Sep. 20, 2022**

- (54) **SHOE MIDSOLE PERIPHERY**
- (71) Applicant: **Skechers U.S.A., Inc. II**, Manhattan Beach, CA (US)
- (72) Inventor: **Savva Teteriatnikov**, Venice, CA (US)
- (73) Assignee: **Skechers U.S.A., Inc. II**, Manhattan Beach, CA (US)
- (**) Term: **15 Years**
- (21) Appl. No.: **29/783,539**
- (22) Filed: **May 13, 2021**

D376,471 S *	12/1996	Kalin	D2/947
D432,765 S *	10/2000	Hardy	D2/947
D433,789 S *	11/2000	Hardy	D2/947
D465,319 S *	11/2002	Greene	D2/947
D474,581 S *	5/2003	Cooper	D2/977
D474,585 S *	5/2003	Cooper	D2/947
D495,128 S *	8/2004	Avar	D2/977
D499,247 S *	12/2004	Wahoske	D2/964
D499,541 S *	12/2004	Dolan	D2/977
D500,585 S *	1/2005	Wahoske	D2/964
D516,785 S *	3/2006	Lacorazza	D2/977
D523,627 S *	6/2006	Avar	D2/977
D523,628 S *	6/2006	Young	D2/977
D524,035 S *	7/2006	Greene	D2/977

(Continued)

Primary Examiner — T Chase Nelson
(74) *Attorney, Agent, or Firm* — Marshall A. Lerner; Steven J. Kim; Kleinberg & Lerner, LLP

Related U.S. Application Data

(62) Division of application No. 29/749,233, filed on Sep. 3, 2020, now Pat. No. Des. 928,481.

(51) **LOC (13) Cl.** **02-04**

(52) **U.S. Cl.**
USPC **D2/947**

(58) **Field of Classification Search**
USPC D2/902, 906, 908, 916, 918, 925, D2/946–962, 977; 36/3 B, 22 R, 24.5, 36/25 R, 28, 32 R, 34 R, 59 C, 67 A, 103
CPC A43B 13/00; A43B 13/02; A43B 13/023; A43B 13/026; A43B 13/04; A43B 13/08; A43B 13/10; A43B 13/12; A43B 13/14; A43B 13/141; A43B 13/143; A43B 13/16; A43B 13/18; A43B 13/181; A43B 13/187; A43B 13/189; A43B 13/20; A43B 13/22; A43B 13/223; A43B 13/24; A43B 13/28; A43B 13/30; A43B 13/32; A43B 13/34; A43B 13/36

See application file for complete search history.

(56) **References Cited**

U.S. PATENT DOCUMENTS

- 5,461,800 A * 10/1995 Luthi A43B 13/206 36/114
- D375,190 S 11/1996 Lucas

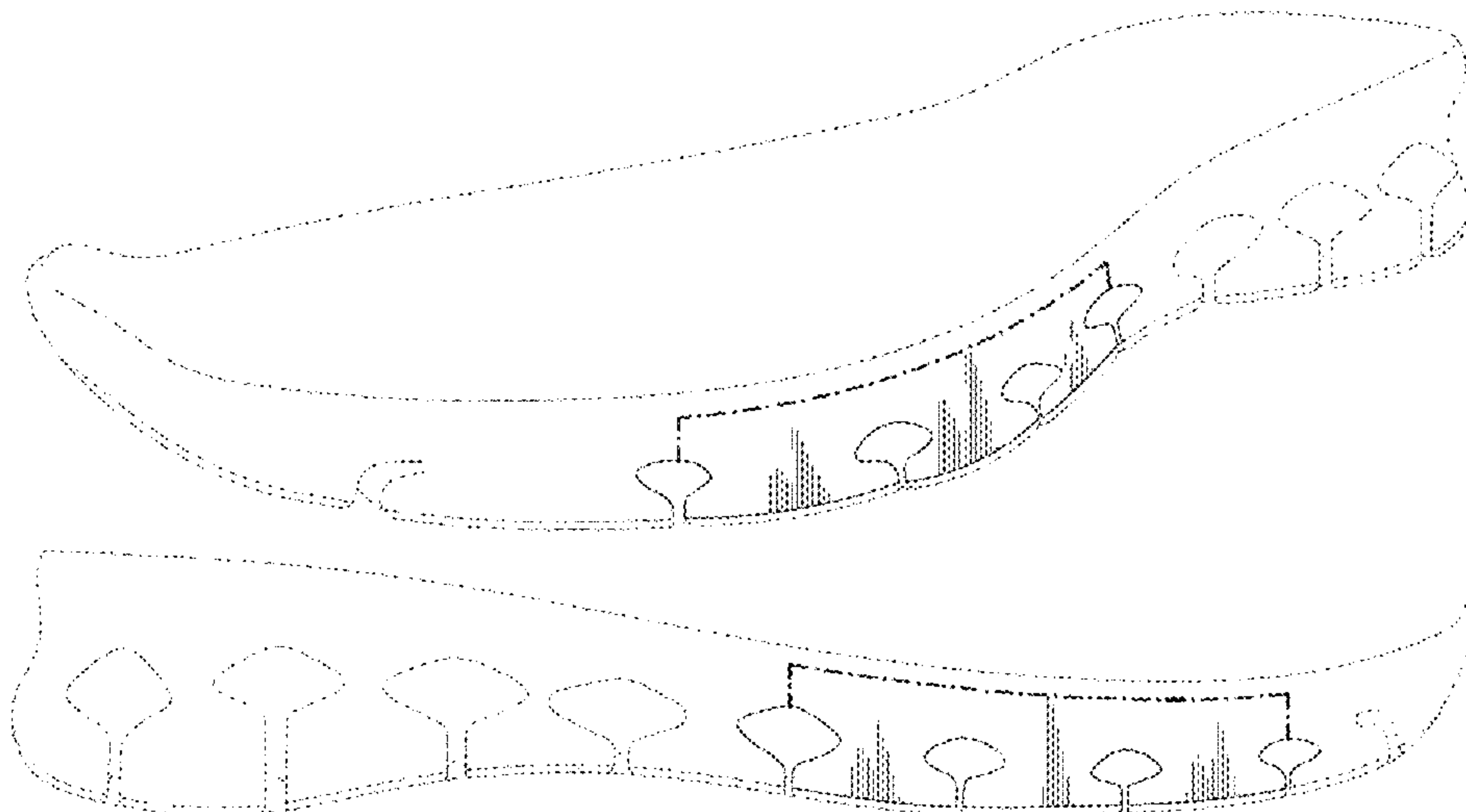
(57) **CLAIM**

The ornamental design for a shoe midsole periphery, as shown and described.

DESCRIPTION

FIG. 1 is a perspective view of a shoe midsole periphery in accordance with my new design.
FIG. 2 is a left side elevation view thereof;
FIG. 3 is a right side elevation view thereof;
FIG. 4 is a top plan view thereof;
FIG. 5 is a bottom plan view thereof;
FIG. 6 is a front elevation view thereof; and,
FIG. 7 is a rear elevation view thereof.
The broken lines shown in the drawings represent portions of the shoe upper, midsole periphery, and outsole bottom that form no part of the claimed design. The dot-dash broken lines show the boundaries of the claimed design. The dot-dash broken lines also form no part of the claimed design.

1 Claim, 6 Drawing Sheets



(56)

References Cited

U.S. PATENT DOCUMENTS

D528,753 S *	9/2006	Dirsa	D2/964	D808,137 S *	1/2018	Shyllon	D2/951
D528,754 S *	9/2006	Dirsa	D2/964	D811,701 S *	3/2018	Tæstensen	D2/907
D528,755 S *	9/2006	Caine	D2/964	D816,308 S *	5/2018	Boys	D2/908
D529,699 S *	10/2006	Caine	D2/964	D816,956 S	5/2018	Sokol	
D530,905 S *	10/2006	Jonsson	D2/977	D821,070 S	6/2018	Brunner	
D532,597 S *	11/2006	Chan	D2/977	D843,699 S	3/2019	Cin et al.	
D532,598 S *	11/2006	Chan	D2/977	D846,242 S	4/2019	Durflinger	
D543,689 S *	6/2007	Chan	D2/977	D848,130 S *	5/2019	Mial	D2/947
D545,560 S *	7/2007	Ruth	D2/977	D861,298 S	10/2019	Hernandez	
D553,836 S *	10/2007	Hubbard	D2/964	D862,061 S *	10/2019	Wilkinson	D2/947
D553,837 S *	10/2007	Hubbard	D2/964	D870,428 S *	12/2019	Parker	D2/947
D560,060 S *	1/2008	Chan	D2/977	D870,431 S	12/2019	Petrie	
D560,061 S *	1/2008	Chan	D2/977	D876,768 S *	3/2020	Aden	D2/947
D560,062 S *	1/2008	Chan	D2/977	D876,770 S *	3/2020	Aden	D2/947
D560,063 S *	1/2008	Chan	D2/977	D887,689 S *	6/2020	Bove	D2/947
D560,903 S *	2/2008	Chan	D2/977	D895,949 S *	9/2020	Simone	D2/947
D567,493 S *	4/2008	Lacorazza	D2/977	D901,853 S *	11/2020	Hartmann	D2/947
D571,988 S	7/2008	Dillenbeck		D901,866 S	11/2020	Brunner	
D578,280 S *	10/2008	Wilken	A43B 13/223 D2/951	D905,393 S *	12/2020	Gibson	D2/947
D594,639 S	6/2009	Alfaro		D910,291 S *	2/2021	Zeng	D2/947
D615,286 S *	5/2010	Grote	D2/947	D910,985 S *	2/2021	Head	D2/947
D616,188 S *	5/2010	Chan	D2/977	D912,377 S *	3/2021	McKenzie	D2/947
D626,320 S	11/2010	Anderson		D912,384 S *	3/2021	Beaver	D2/947
D637,380 S *	5/2011	Niedner	D2/964	D912,946 S *	3/2021	Felloni	D2/908
D640,863 S *	7/2011	Raysse	D2/977	D916,445 S *	4/2021	Vella	D2/947
D655,487 S *	3/2012	Blakeslee	D2/977	D917,141 S *	4/2021	Radabaugh	D2/947
D661,879 S *	6/2012	Raysse	D2/977	D917,851 S *	5/2021	Holmes	D2/951
D663,927 S *	7/2012	Teng-Lee	D2/947	D917,852 S *	5/2021	Holmes	D2/951
D669,254 S *	10/2012	Vestuti	D2/947	D917,855 S *	5/2021	Maulid	D2/947
D677,451 S *	3/2013	Amphyon	D2/947	D918,544 S *	5/2021	Tran	D2/947
D679,486 S *	4/2013	Raysse	D2/947	D920,648 S *	6/2021	Little	D2/951
D702,424 S *	4/2014	Miner	D2/947	D922,046 S *	6/2021	Durflinger	D2/951
D702,430 S *	4/2014	Nascimento	D2/951	D922,743 S *	6/2021	Hardman	D2/977
D733,411 S *	7/2015	Lonigan	D2/947	D923,309 S *	6/2021	Teteriatnikov	D2/951
D733,412 S *	7/2015	Lonigan	D2/947	D928,481 S *	8/2021	Teteriatnikov	D2/947
D733,413 S *	7/2015	Joseph	D2/947	D932,747 S *	10/2021	Mokos	D2/960
D734,006 S *	7/2015	Portzline	D2/947	D935,143 S *	11/2021	Whittington	D2/939
D754,956 S *	5/2016	McCourt	D2/947	D936,345 S *	11/2021	Chang	D2/947
D764,786 S *	8/2016	Nascimento	D2/977	D936,346 S *	11/2021	Chang	D2/947
D767,862 S *	10/2016	Hurayt	D2/947	2007/0033830 A1 *	2/2007	Chang	A43B 3/0052 36/28
D773,161 S *	12/2016	Teteriatnikov	D2/947	2007/0101617 A1 *	5/2007	Brewer	A43B 7/08 36/103
D779,806 S	2/2017	Mokos et al.		2008/0034615 A1 *	2/2008	Nishiwaki	A43B 13/181 36/28
D783,961 S	4/2017	Nelson		2008/0256827 A1 *	10/2008	Hardy	A43B 21/265 36/35 B
D787,168 S	5/2017	O'Connor		2017/0280822 A1 *	10/2017	Langvin	A43B 9/02
D789,663 S	6/2017	Seamarks		2017/0360141 A1 *	12/2017	Azou	A43B 11/00
D801,650 S	11/2017	Nykreim		2019/0281922 A1 *	9/2019	Ito	A43B 7/1425
D804,789 S *	12/2017	Fecchio	D2/947				

* cited by examiner

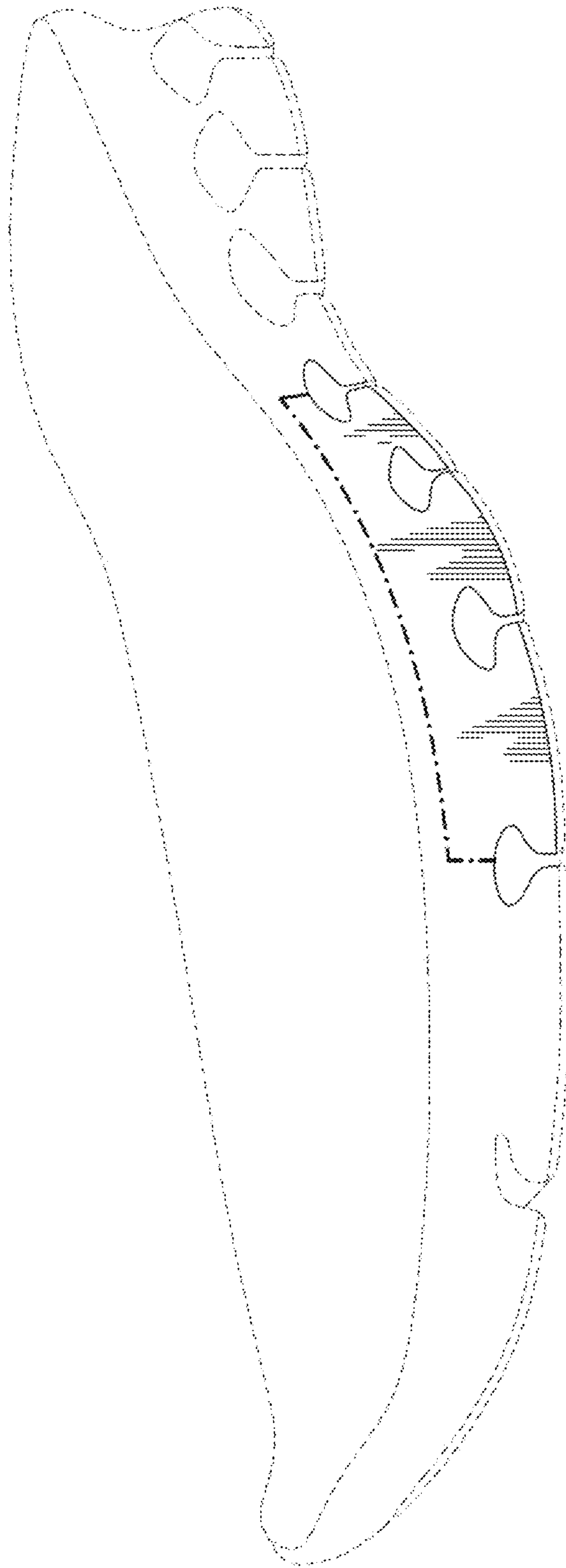


FIG. 1

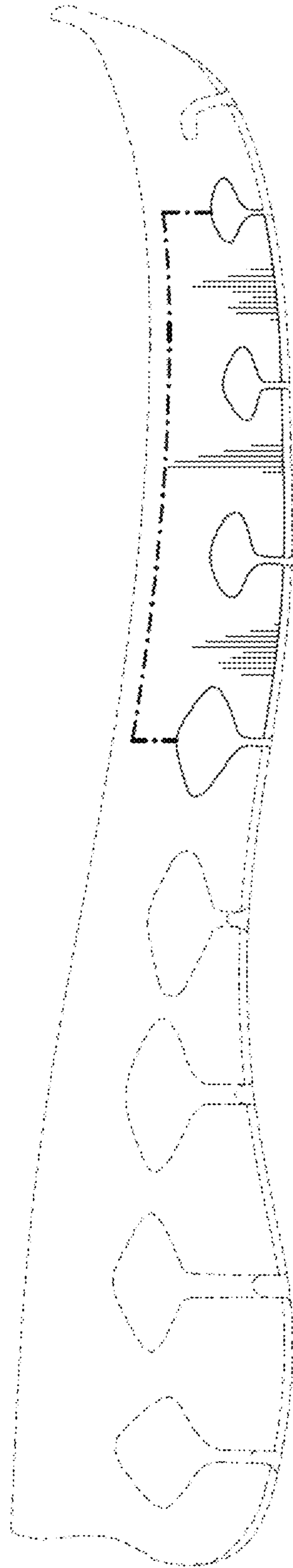


FIG. 2

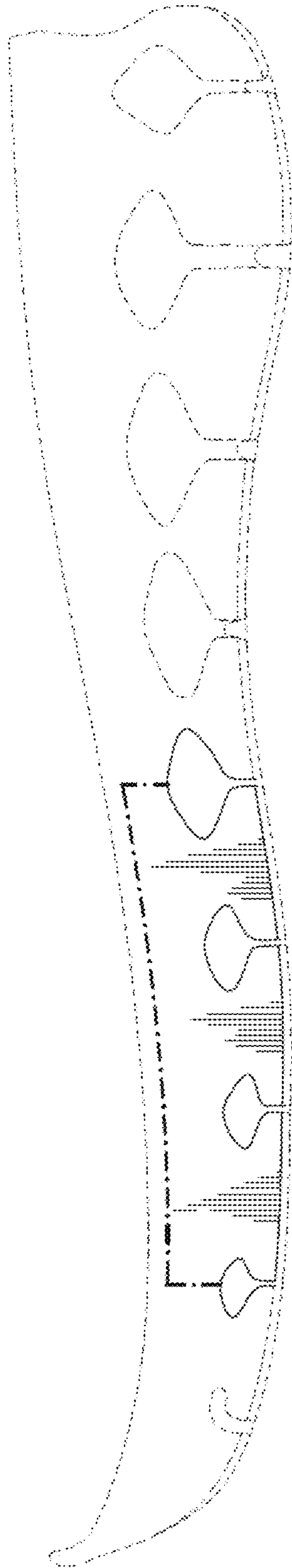


FIG. 3




FIG. 4

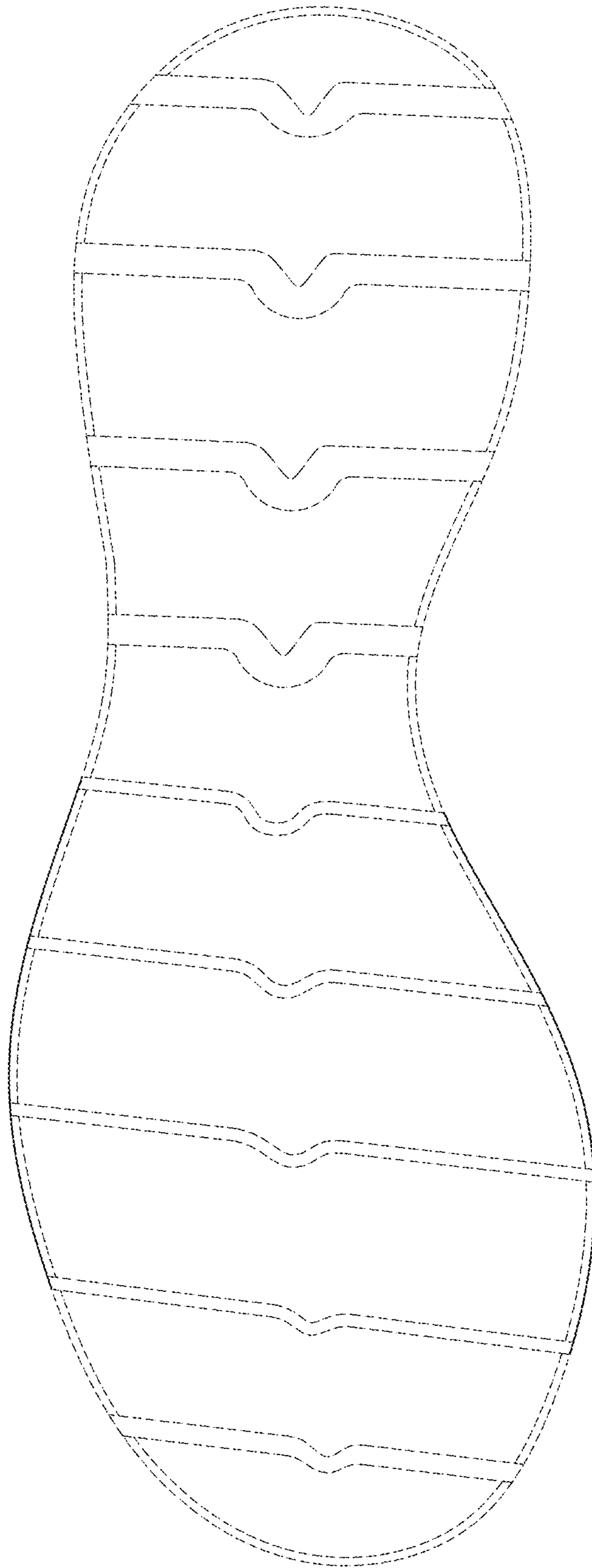


FIG. 5




FIG. 6

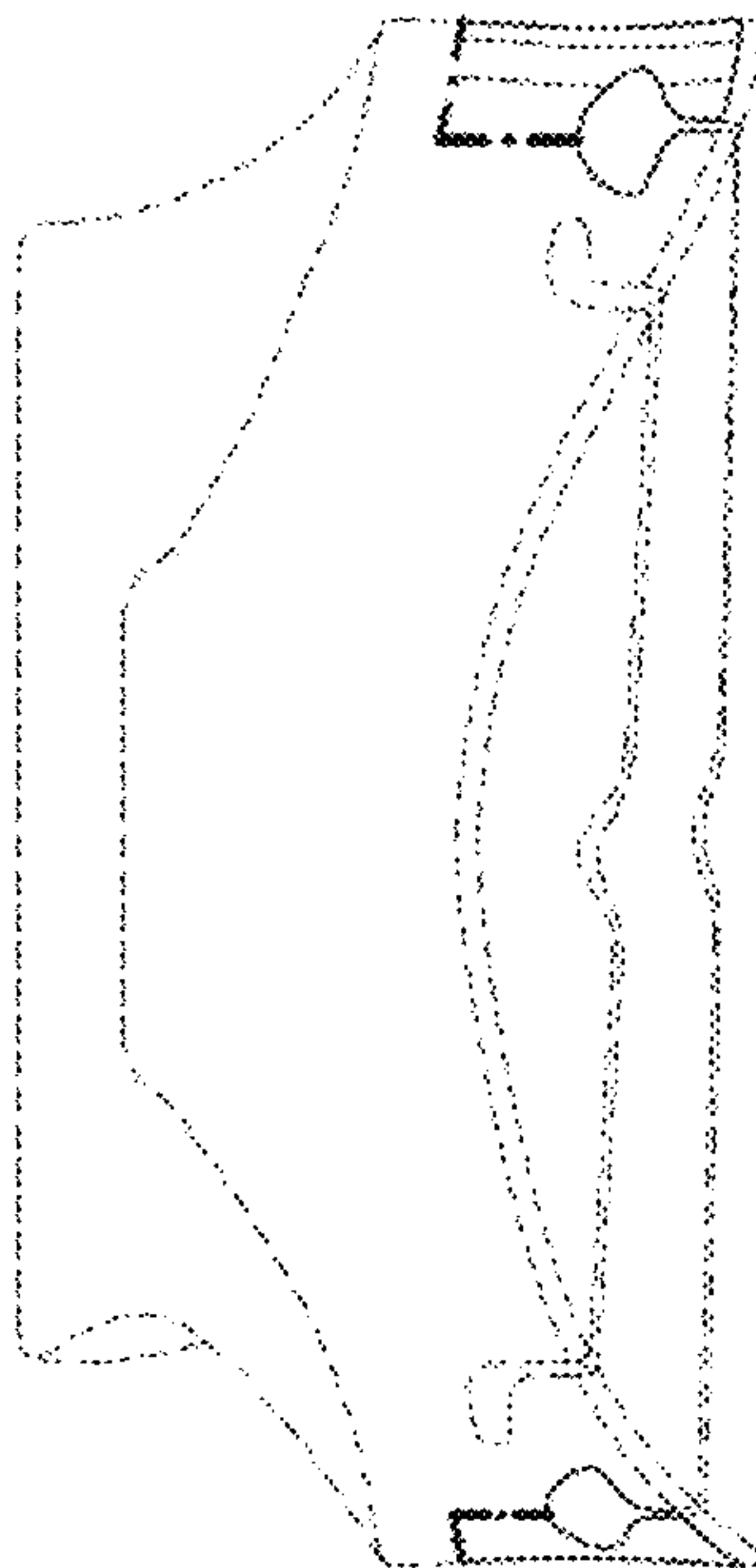


FIG. 7