

US00D963995S

(12) **United States Design Patent**  
**Hoepfner**

(10) **Patent No.:** **US D963,995 S**

(45) **Date of Patent:** **\*\* Sep. 20, 2022**

(54) **CAP**

(71) Applicant: **Sherri M Hoepfner**, Granite Falls, WA  
(US)

(72) Inventor: **Sherri M Hoepfner**, Granite Falls, WA  
(US)

(\*\*) Term: **15 Years**

(21) Appl. No.: **29/766,697**

(22) Filed: **Jan. 18, 2021**

(51) **LOC (13) Cl.** ..... **02-03**

(52) **U.S. Cl.**  
USPC ..... **D2/872**

(58) **Field of Classification Search**  
USPC ..... D2/865, 866, 869, 870, 872, 873, 876,  
D2/878, 882, 891, 895; D29/102, 105,  
D29/106  
CPC .. A42B 1/00; A42B 1/004; A42B 1/02; A42B  
1/04; A42B 1/06; A42B 1/22; A42B 1/24;  
A42B 1/225; A42B 1/248  
See application file for complete search history.

(56) **References Cited**

**U.S. PATENT DOCUMENTS**

D287,421 S *	12/1986	Scaggs .....	D2/869
5,343,567 A *	9/1994	Zumbiel .....	A42B 1/004
			D2/869
D374,331 S *	10/1996	Duggan .....	D2/872
D375,189 S *	11/1996	Villalobos .....	D2/869
D378,238 S *	3/1997	Anderson .....	D2/869
D411,578 S *	6/1999	Silverman .....	D2/869
D634,896 S *	3/2011	Weber .....	D29/106

D696,490 S *	12/2013	Wilson .....	D2/870
D744,337 S *	12/2015	Tillman .....	D9/451
D753,904 S *	4/2016	Fitzpatrick .....	D2/869
D847,469 S *	5/2019	Williams .....	D2/870
D899,166 S *	10/2020	Wehner .....	D6/716

**OTHER PUBLICATIONS**

New Soccer Ball Style Baseball Hat Ball Cap Futbol, [online]; [date first available to the internet on Apr. 13, 2011]; [retrieved from the internet on May 26, 2022]; URL: <https://uedata.amazon.com/Soccer-Style-Baseball-Hat-Futbol/dp/B004WGHTCK>. (3 pages). (Year: 2011).\*  
Soccer Ball Caps, [online]; [internet publication date unknown]; [retrieved from the internet on May 26, 2022]; URL: <https://www.glowuniverse.com/soccer-ball-caps>. (1 page). (Year: 2022).\*

\* cited by examiner

*Primary Examiner* — Jasmine Mlinarcik  
(74) *Attorney, Agent, or Firm* — Eric Karich; Karich & Associates

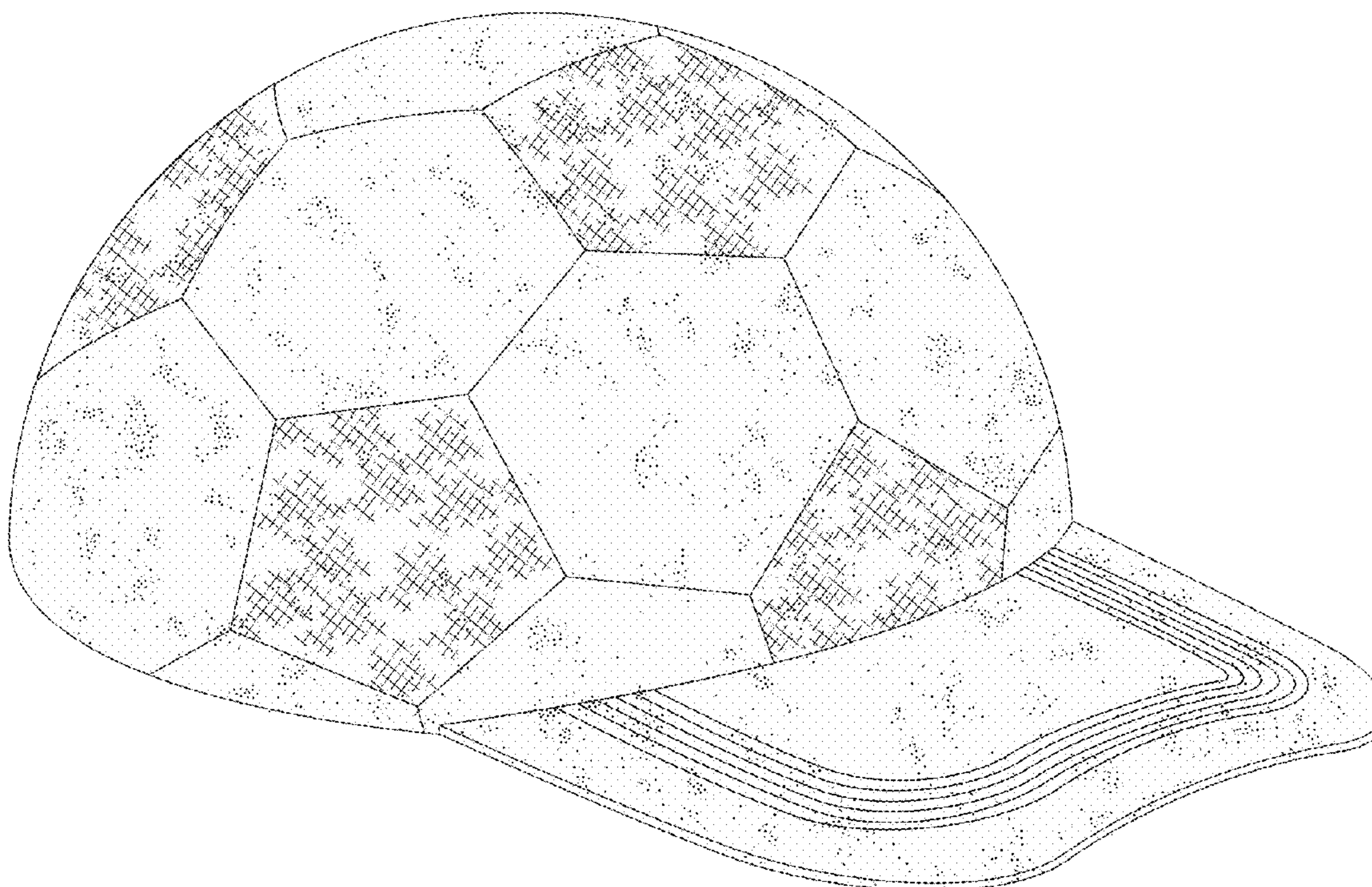
(57) **CLAIM**

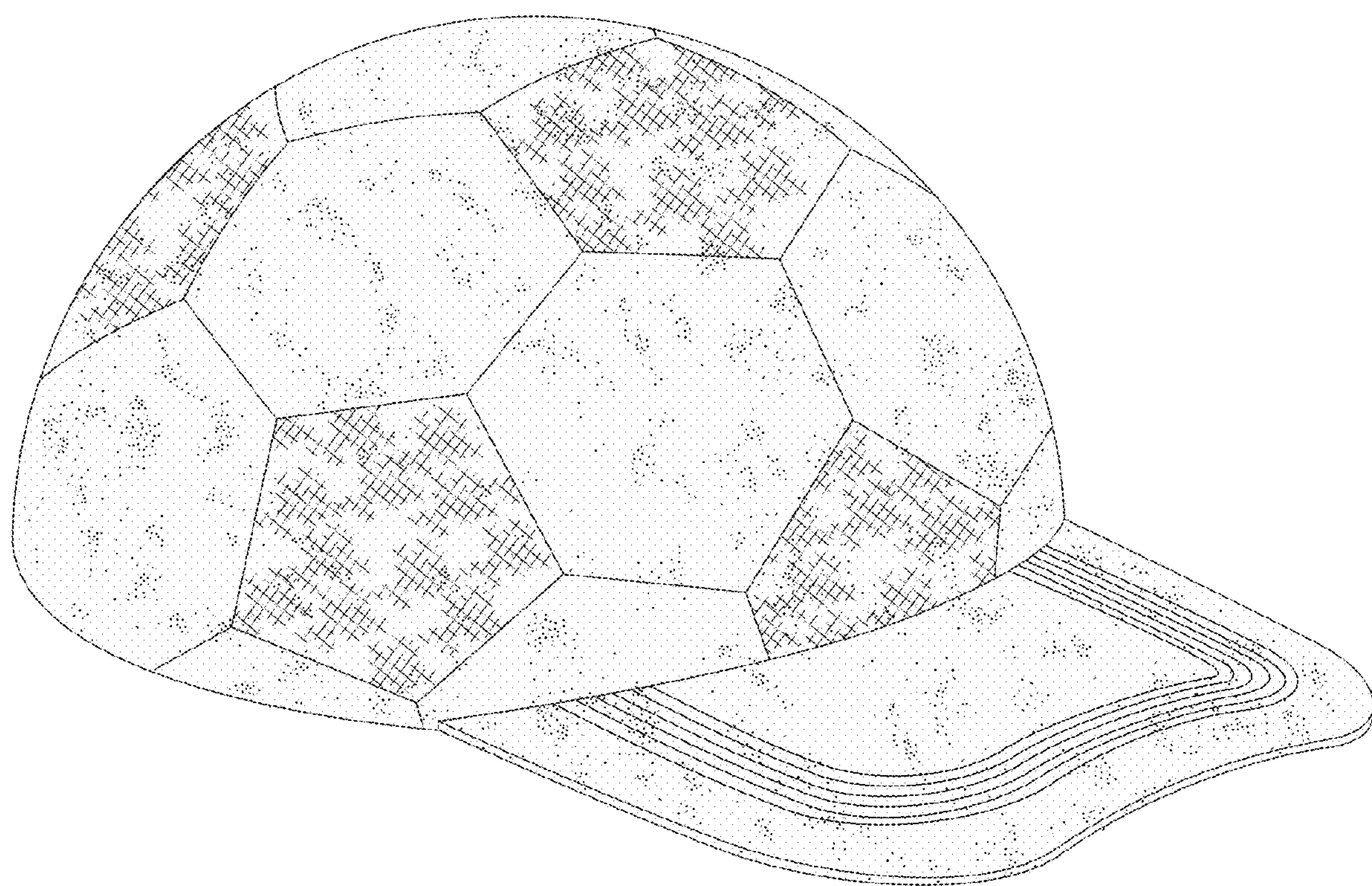
The ornamental design for a cap, as shown and described.

**DESCRIPTION**

FIG. 1 is a perspective view of a cap, showing the new design;  
FIG. 2 is a front elevational view thereof;  
FIG. 3 is a rear elevational view thereof;  
FIG. 4 is a left side elevational view thereof;  
FIG. 5 is a right side elevational view thereof;  
FIG. 6 is a top plan view thereof; and,  
FIG. 7 is a bottom plan view thereof.

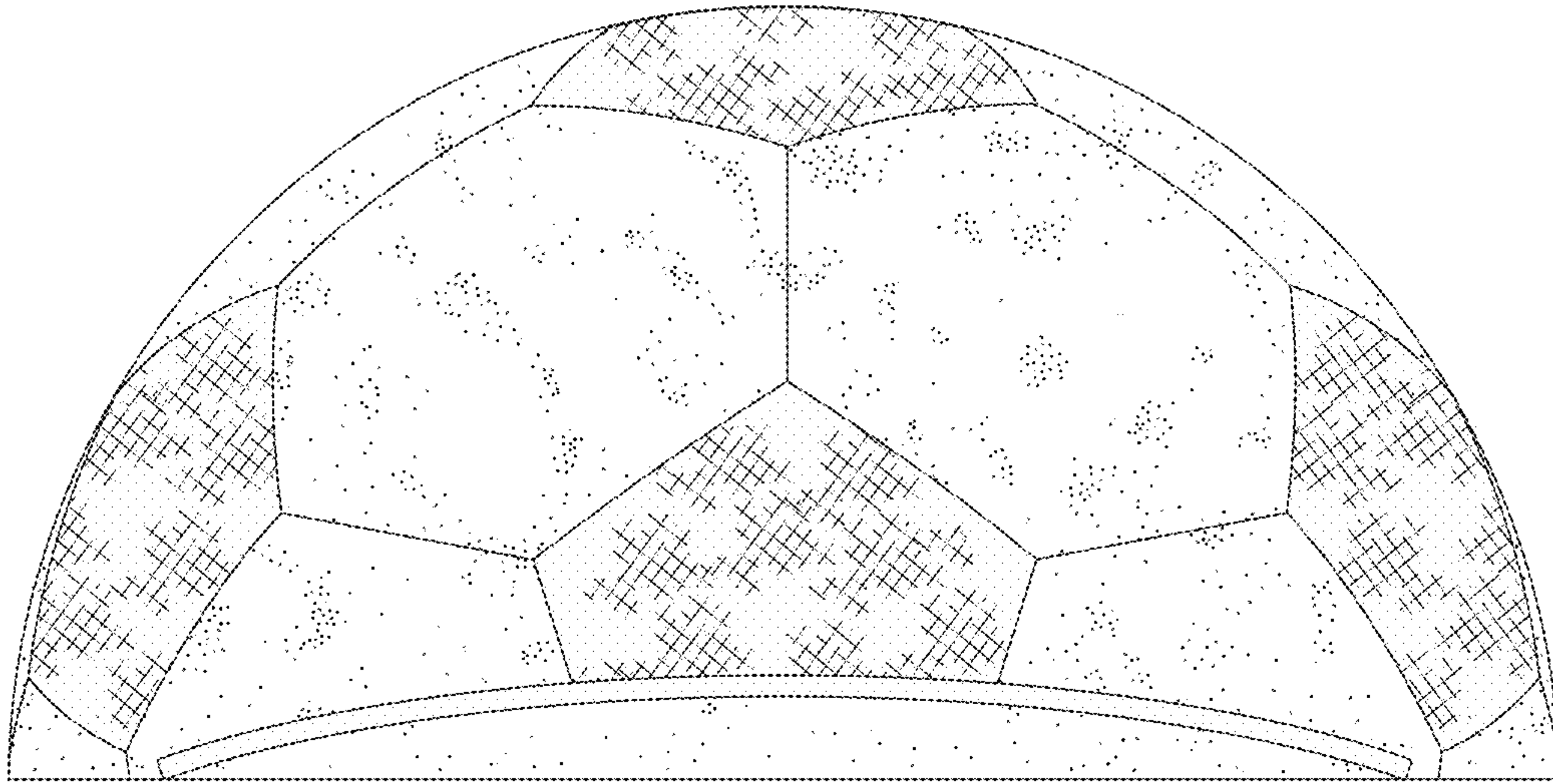
**1 Claim, 5 Drawing Sheets**



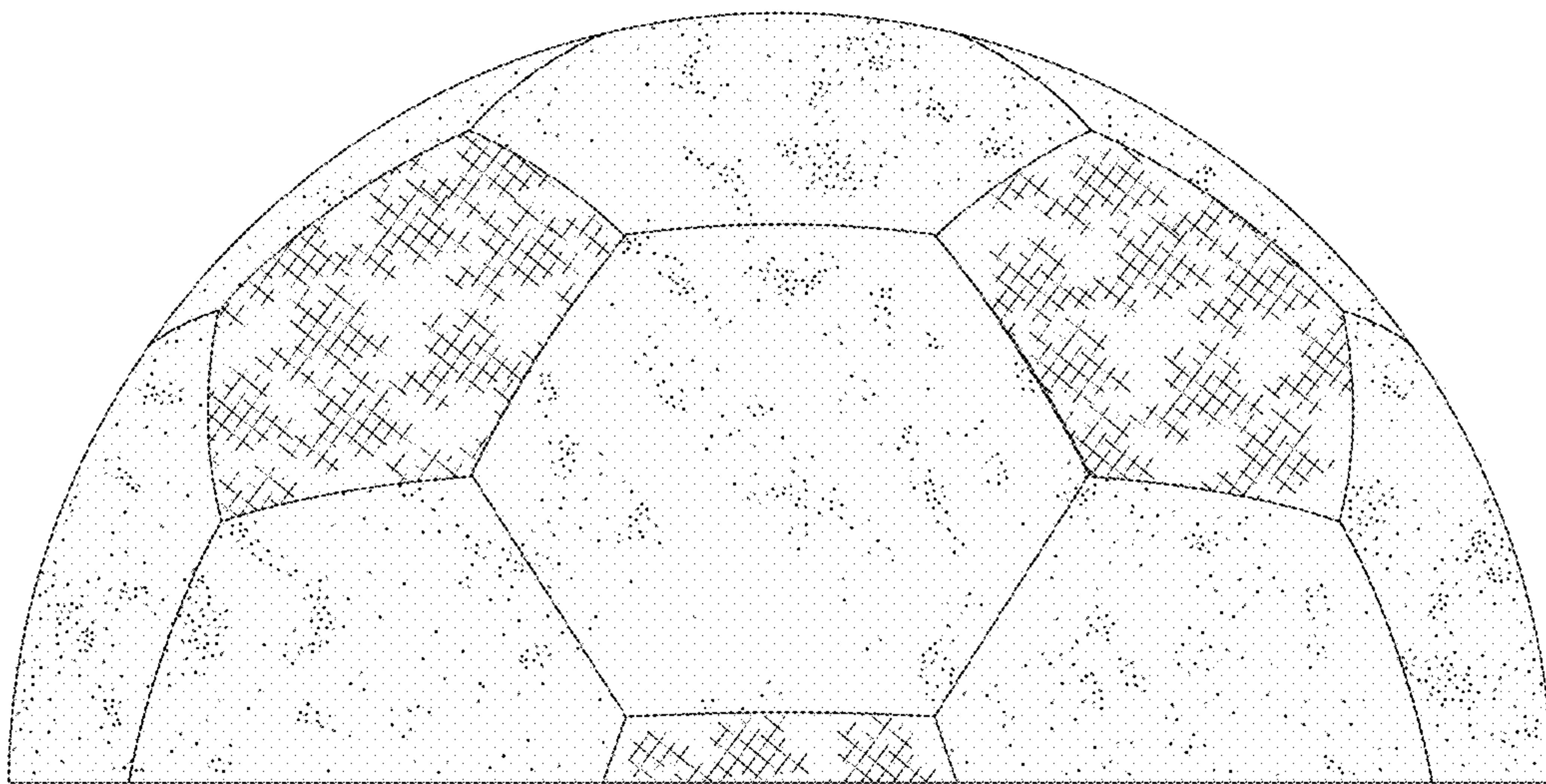


*Fig. 1*

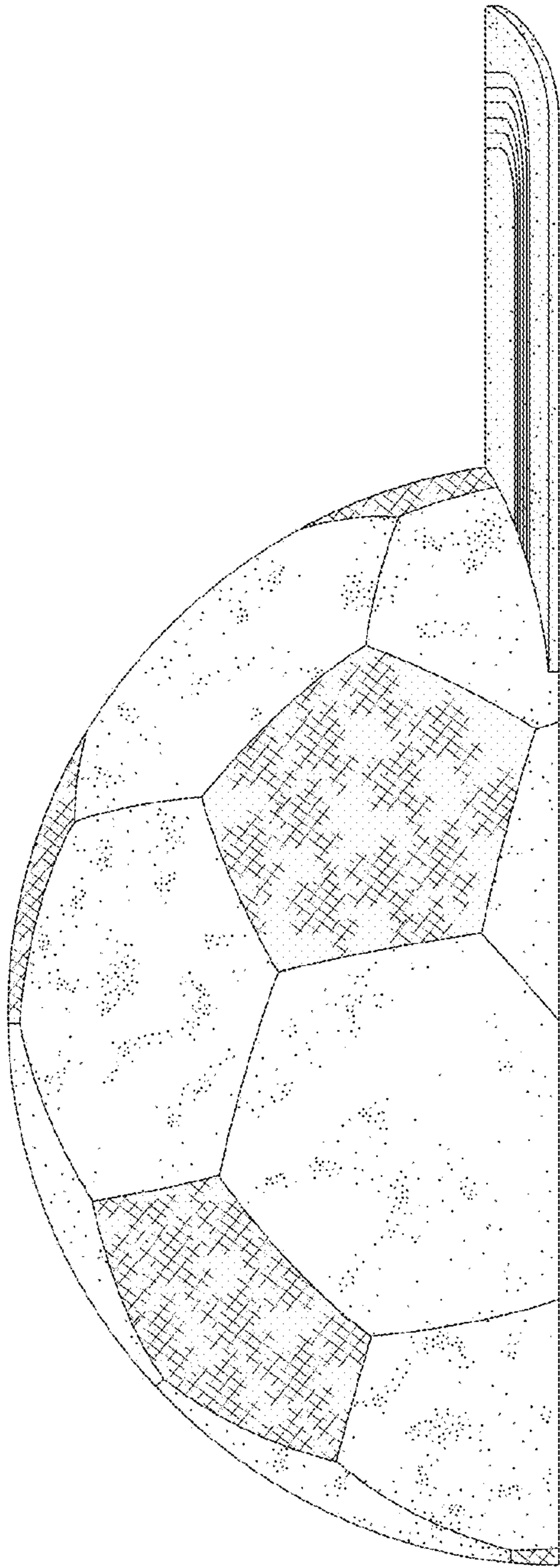




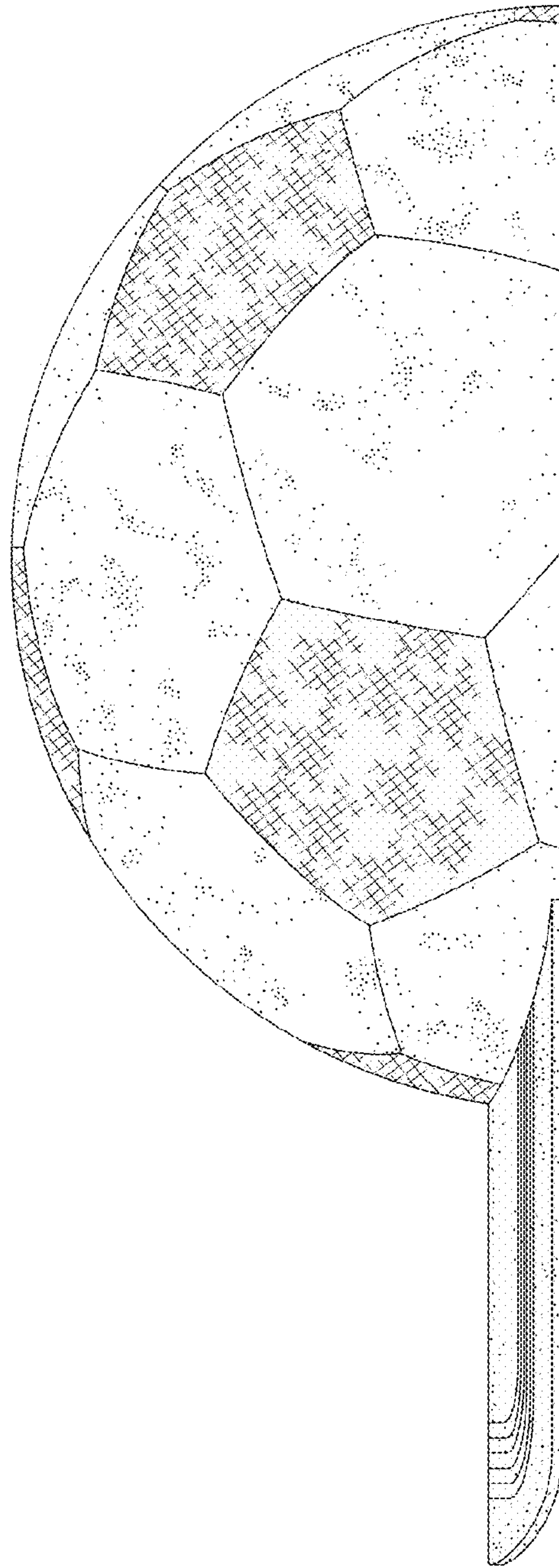
*Fig. 2*



*Fig. 3*




*Fig. 4*




*Fig. 5*





*Fig. 6*



*Fig. 7*