



US00D963983S

(12) **United States Design Patent**  
**Gebhardt**

(10) **Patent No.:** **US D963,983 S**

(45) **Date of Patent:** **\*\* Sep. 13, 2022**

- (54) **RAPID RECOVERY GRAPPLE HOOK**
- (71) Applicant: **Search And Recovery Engineering LLC, Warrens, WI (US)**
- (72) Inventor: **Nicholas Duane Gebhardt, Warrens, WI (US)**
- (73) Assignee: **Search and Recovery Engineering LLC, Warrens, WI (US)**
- (\*\*) Term: **15 Years**
- (21) Appl. No.: **29/734,052**
- (22) Filed: **May 8, 2020**
- (51) **LOC (13) Cl.** ..... **12-05**
- (52) **U.S. Cl.**  
USPC ..... **D34/35**
- (58) **Field of Classification Search**  
USPC ..... D34/35; D12/215, 604; D8/385  
CPC ..... B63B 21/24; B63B 21/243; B63B 21/32;  
B63B 21/34; B63B 21/045; B66C 1/10;  
B66C 1/66; B66C 1/00; B66C 1/04;  
H01F 7/0257; B65H 57/16; A63B 29/08;  
A63B 27/02  
See application file for complete search history.

D325,802 S *	4/1992	Peterson	.....	D34/35
5,248,176 A *	9/1993	Fredriksson	.....	B66C 1/66 294/215
D344,836 S *	3/1994	Huffman	.....	D34/33
D417,328 S *	11/1999	Kwon	.....	D34/35
6,331,810 B1 *	12/2001	Jung	.....	H01F 7/04 335/288
D459,854 S *	7/2002	Fujikawa	.....	D34/35
6,443,514 B1 *	9/2002	Fuller	.....	B66C 1/66 294/215
D542,505 S *	5/2007	Alba	.....	D34/35
D671,293 S *	11/2012	Fredriksson	.....	D34/35
D676,625 S *	2/2013	Tollenaere	.....	D34/35
D679,064 S *	3/2013	Fredriksson	.....	D34/35
D759,337 S *	6/2016	Kearney	.....	D34/35
D764,262 S *	8/2016	Shargani	.....	D8/367
D769,705 S *	10/2016	Moreau	.....	D8/387
D816,935 S *	5/2018	Maness	.....	D34/28
D893,122 S *	8/2020	Saeger	.....	D34/35
D899,227 S *	10/2020	Tang	.....	D8/367

(Continued)

Primary Examiner — Cynthia Ramirez

(74) Attorney, Agent, or Firm — Boyle Fredrickson, S.C.

(57) **CLAIM**

The ornamental design for a rapid recovery grapple hook, substantially as shown and described.

**DESCRIPTION**

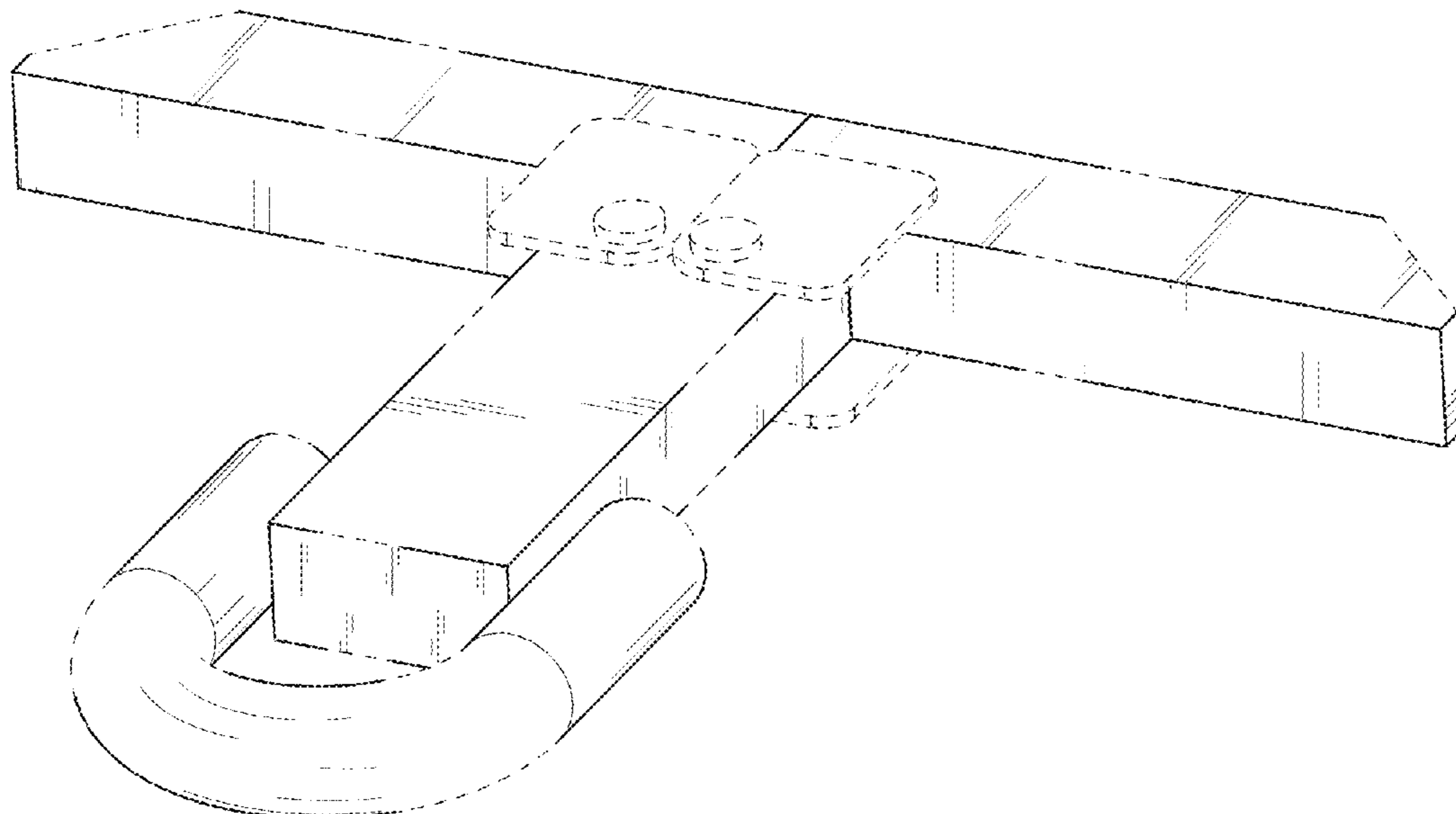
FIG. 1 is a perspective view of a rapid recovery grapple hook showing my new design;  
 FIG. 2 is a front elevation view thereof;  
 FIG. 3 is a rear elevation view thereof;  
 FIG. 4 is a side view thereof;  
 FIG. 5 is the other side view thereof;  
 FIG. 6 is a bottom plan view thereof; and,  
 FIG. 7 is a top plan view thereof.  
 The broken lines in the figures show portions of the rapid recovery grapple hook, which form no part of the claimed design.

**1 Claim, 7 Drawing Sheets**

(56) **References Cited**

**U.S. PATENT DOCUMENTS**

1,126,282 A *	1/1915	Riley	.....	B66C 1/00 294/67.1
2,346,277 A *	4/1944	Sherman	.....	B66C 1/00 294/82.1
2,594,950 A *	4/1952	Madder	.....	B66C 1/00 59/95
D185,070 S *	5/1959	Demaree1	.....	D8/367
4,431,352 A *	2/1984	Andrews	.....	B66C 1/66 248/499
D277,992 S *	3/1985	Tupper	.....	D34/28



(56)

**References Cited**

U.S. PATENT DOCUMENTS

D899,228	S	*	10/2020	Tang	.....	D8/367
D899,229	S	*	10/2020	Tang	.....	D8/367
D899,230	S	*	10/2020	Tang	.....	D8/367
D908,477	S	*	1/2021	Liu	.....	D8/387
D928,444	S	*	8/2021	Zhao	.....	D34/35
D934,527	S	*	10/2021	Zhao	.....	D34/35
D937,178	S	*	11/2021	Gebhardt	.....	D12/215
D937,665	S	*	12/2021	Zhang	.....	D8/367
11,370,641	B2	*	6/2022	Chant	.....	F16G 15/06
2004/0207221	A1	*	10/2004	Hockenhull	.....	F16G 15/00 294/82.1
2013/0320686	A1	*	12/2013	Morton	.....	B66C 1/04 294/65.5
2016/0289046	A1	*	10/2016	Norton	.....	B66C 1/04
2021/0347613	A1	*	11/2021	Gebhardt	.....	B66C 1/10

\* cited by examiner

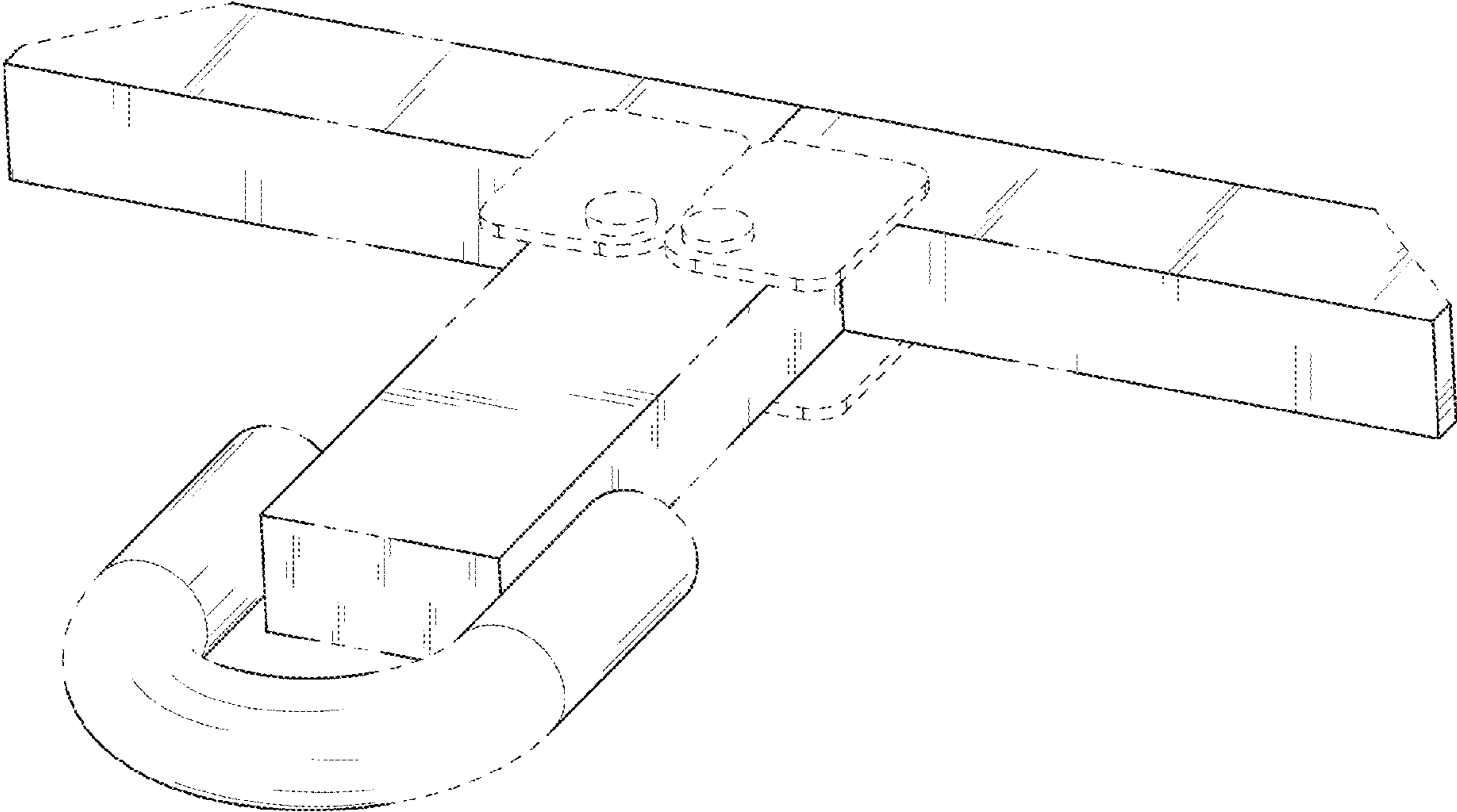


FIG. 1

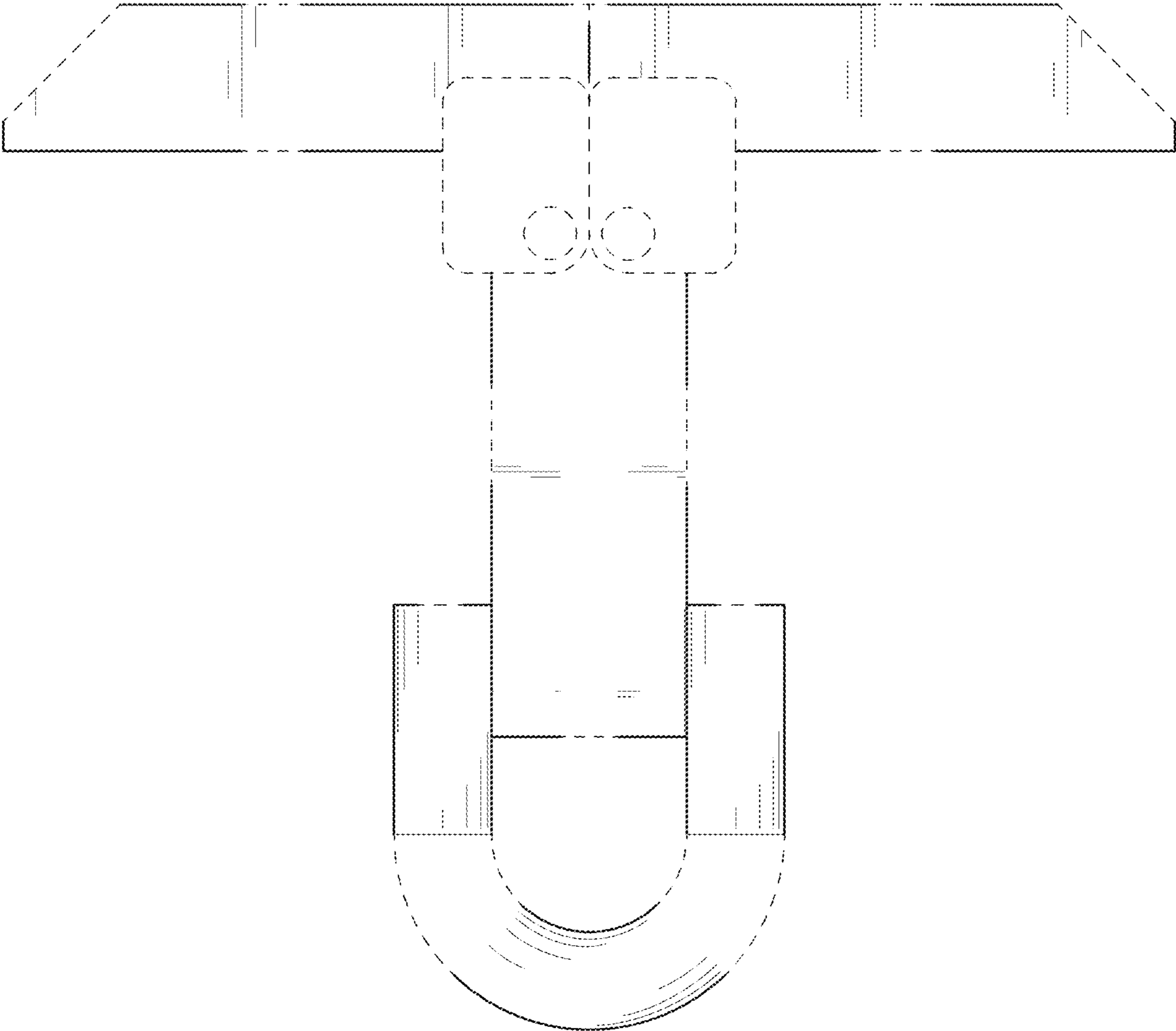


FIG. 2

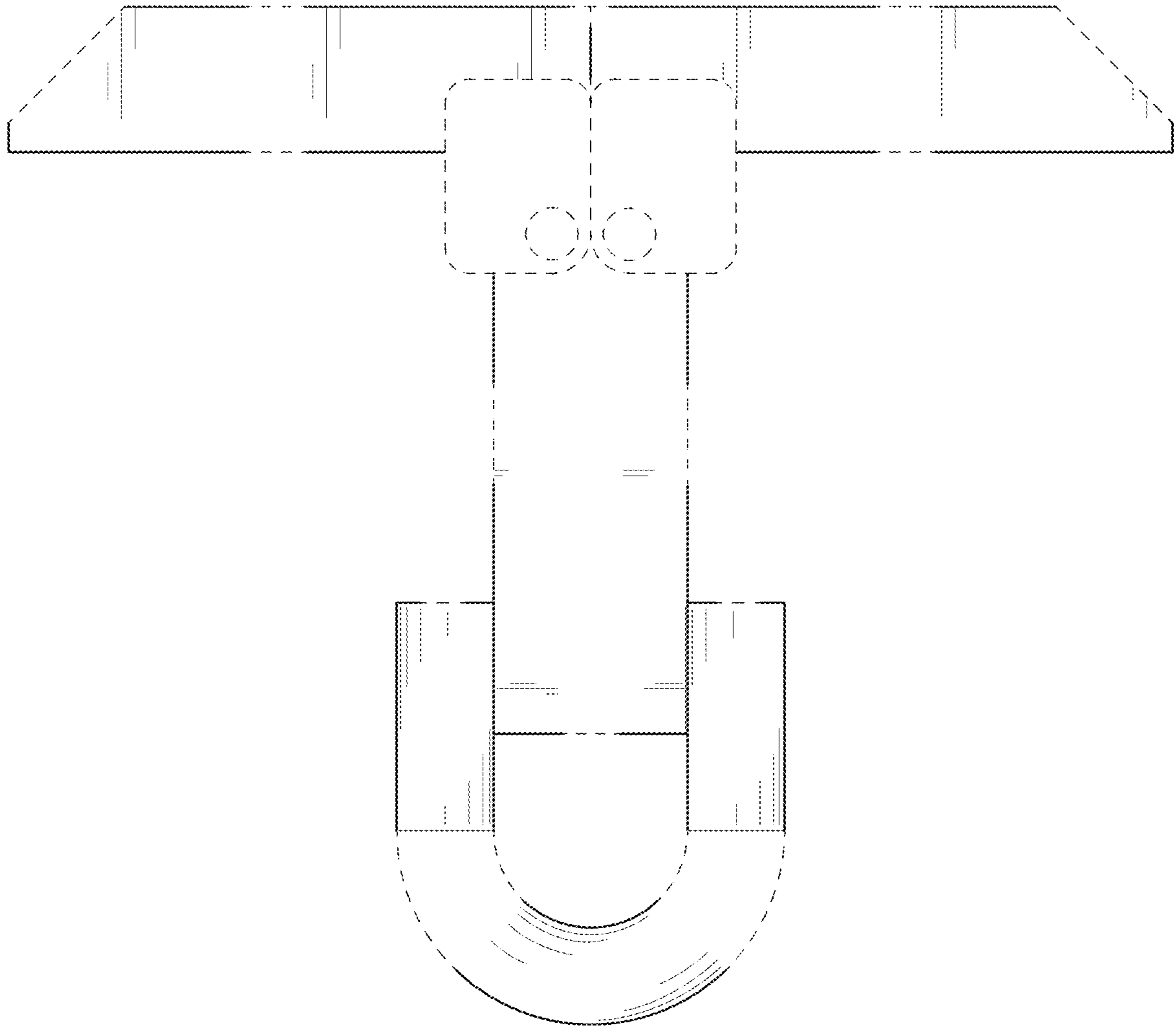


FIG. 3

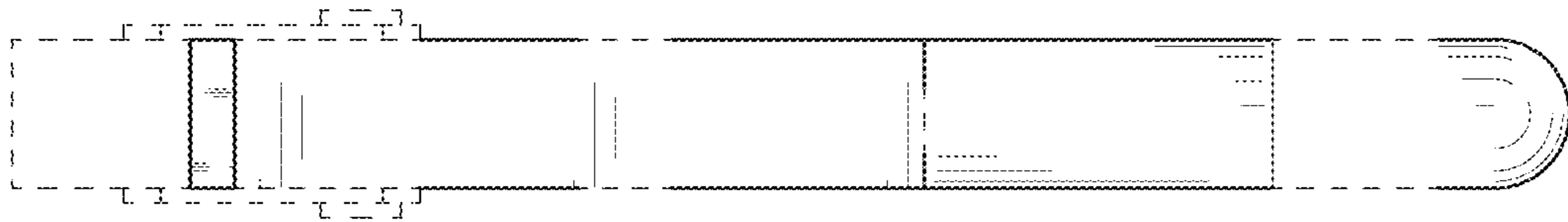


FIG. 4

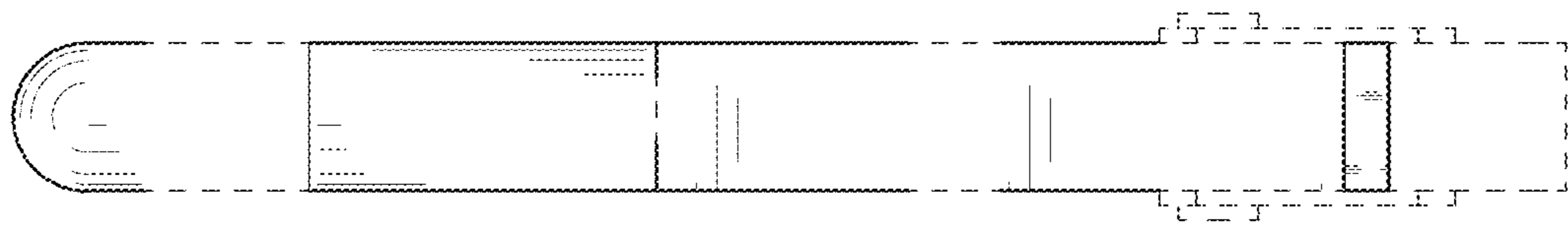


FIG. 5

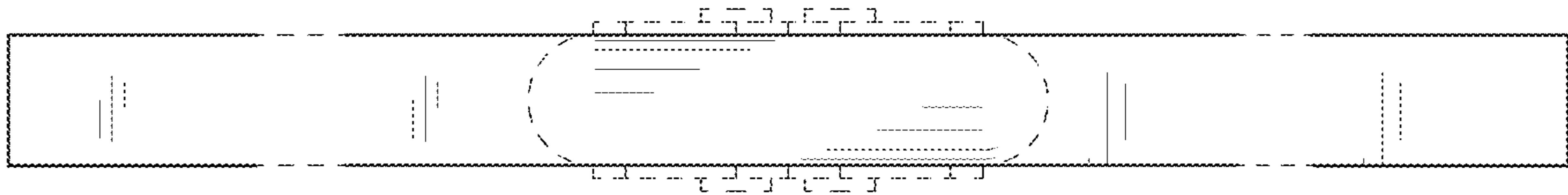


FIG. 6



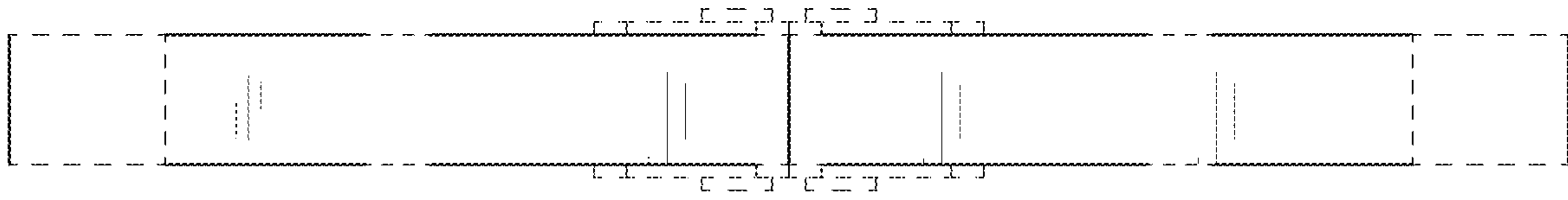


FIG. 7