



US00D963982S

(12) **United States Design Patent** (10) **Patent No.:** **US D963,982 S**
Holzmann et al. (45) **Date of Patent:** **** Sep. 13, 2022**

(54) **NAPKIN DISPOSAL UNIT**

(74) *Attorney, Agent, or Firm* — Boyle Fredrickson, S.C.

(71) Applicant: **Bradley Corporation**, Menomonee Falls, WI (US)

(57) **CLAIM**

The ornamental design for a napkin disposal unit, substantially as shown and described.

(72) Inventors: **Simon Holzmann**, Zorneding (DE); **Stefan Hillenmayer**, Munich (DE); **Ning Zhou**, Munich (DE); **Maximilian Schneider**, Münche (DE); **Laura Beth Stang**, Mukwonago, WI (US); **Vincenz Marschall**, Munich (DE)

DESCRIPTION

(73) Assignee: **Bradley Corporation**, Menomonee Falls, WI (US)

FIG. 1 is a front, raised perspective view of a napkin disposal unit according to a first embodiment of the invention;

(**) Term: **15 Years**

FIG. 2 is a front view of the napkin disposal unit of FIG. 1; FIG. 3 is a rear view of the napkin disposal unit of FIG. 1; FIG. 4 is a right side view of the napkin disposal unit of FIG. 1;

(21) Appl. No.: **29/728,361**

FIG. 5 is a left side view of the napkin disposal unit of FIG. 1;

(22) Filed: **Mar. 18, 2020**

FIG. 6 is a top view of the napkin disposal unit of FIG. 1; FIG. 7 is a bottom view of the napkin disposal unit of FIG. 1;

(51) **LOC (13) Cl.** **09-09**

(52) **U.S. Cl.**
USPC **D34/7**

FIG. 8 is a front, lowered perspective view of the napkin disposal unit of FIG. 1;

(58) **Field of Classification Search**
USPC D34/1, 4, 5, 7, 9, 10, 11; D6/519
(Continued)

FIG. 9 is a front, raised perspective view of a napkin disposal unit according to a second embodiment of the invention;

(56) **References Cited**

U.S. PATENT DOCUMENTS

D381,782 S * 7/1997 Bright D27/172
D381,783 S * 7/1997 Kelemen D34/1
(Continued)

FIG. 10 is a front view napkin disposal unit of FIG. 9;

OTHER PUBLICATIONS

AmeraProducts Inc.com May 17, 2022, Bradley diplomat 4A 10-11 napkin disposal, <https://www.ameraproducts.com/bradley-diplomat-4A10-napkin-disposal.htm> (Year: 2022).*
(Continued)

FIG. 11 is a rear view of the napkin disposal unit of FIG. 9;

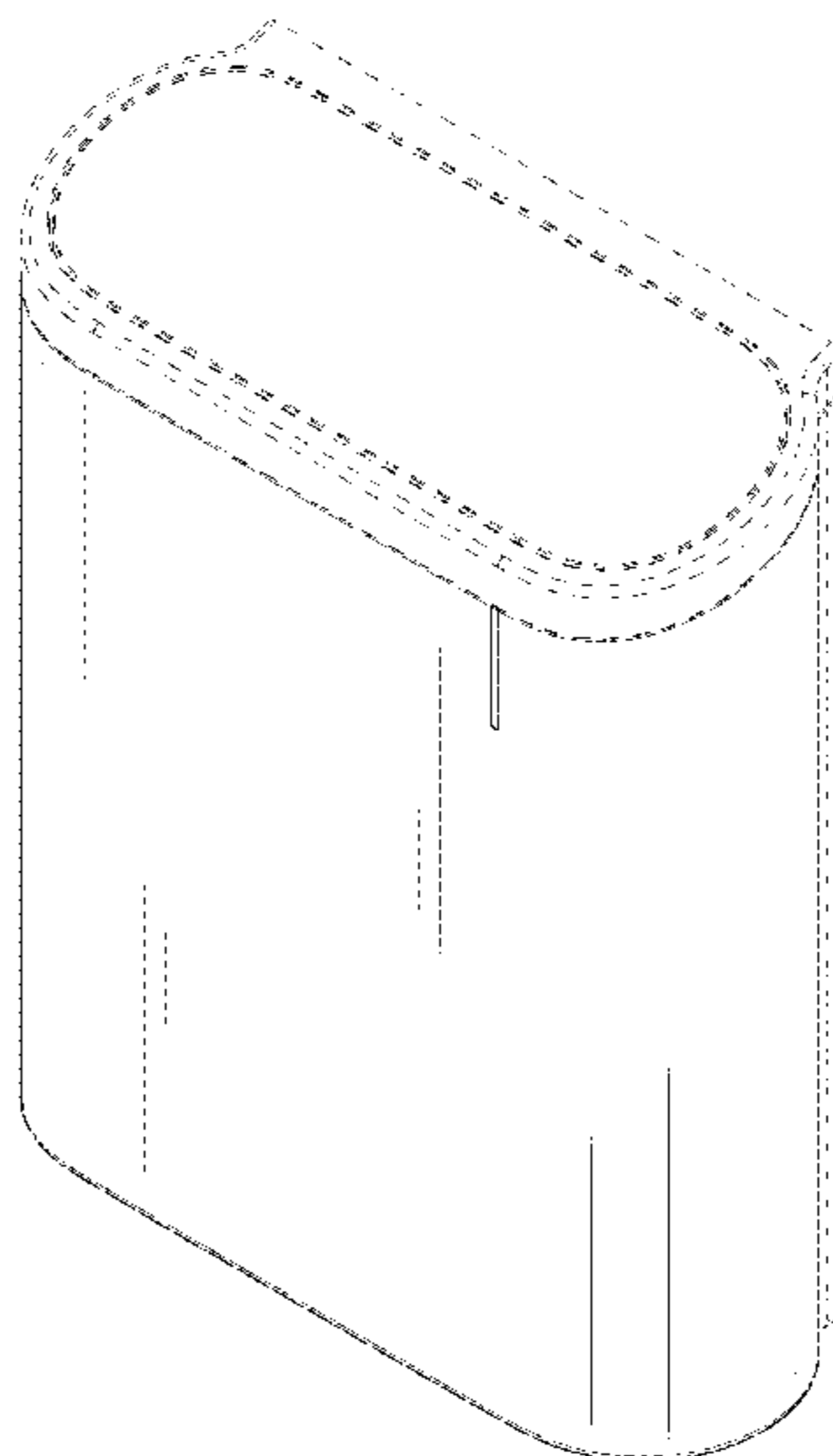
FIG. 12 is a right side view of the napkin disposal unit of FIG. 9;

FIG. 13 is a left side view of the napkin disposal unit of FIG. 9;

FIG. 14 is a top view of the napkin disposal unit of FIG. 9; FIG. 15 is a bottom view of the napkin disposal unit of FIG. 9; and, FIG. 16 is a front, lowered perspective view of the napkin disposal unit of FIG. 9.
The broken-lines shown on the surface of the drawings show portions of the napkin disposal unit that form no part of the claimed design, including a center portion of the napkin disposal unit in one embodiment.

Primary Examiner — Cynthia Ramirez

1 Claim, 14 Drawing Sheets



(58) **Field of Classification Search**

CPC .. B65F 1/163; B65F 1/16; B65F 1/162; B65F
1/1438; B65F 1/623; B65F 1/002; B65F
1/04; B65F 2240/138

See application file for complete search history.

(56) **References Cited**

U.S. PATENT DOCUMENTS

D450,899	S	*	11/2001	Caron	D27/105
D460,233	S	*	7/2002	Strubin	D34/1
D462,838	S	*	9/2002	Van Landingham	D3/304
D463,084	S	*	9/2002	Forest	D34/1
D594,619	S	*	6/2009	Tuncel	D34/1
D627,122	S		11/2010	Meyerhoffer		
D635,319	S		3/2011	Meyerhoffer		
D657,519	S	*	4/2012	Kluck	D34/1
D686,840	S		7/2013	Mackay		
D696,041	S		12/2013	Mackay		
D712,611	S		9/2014	Sun Ting Kung et al.		
D735,489	S		8/2015	Mackay		
D743,138	S		11/2015	Sun Ting Kung et al.		
D945,732	S	*	3/2022	Holzmann	D34/1

OTHER PUBLICATIONS

EMCO Waste Bin, <https://www.emco-bath.com/en/products/accessories/details/product/show/abfallbehaelter-wandhaengend-en/3553-001-02-stainless-steel-en.html>.

* cited by examiner

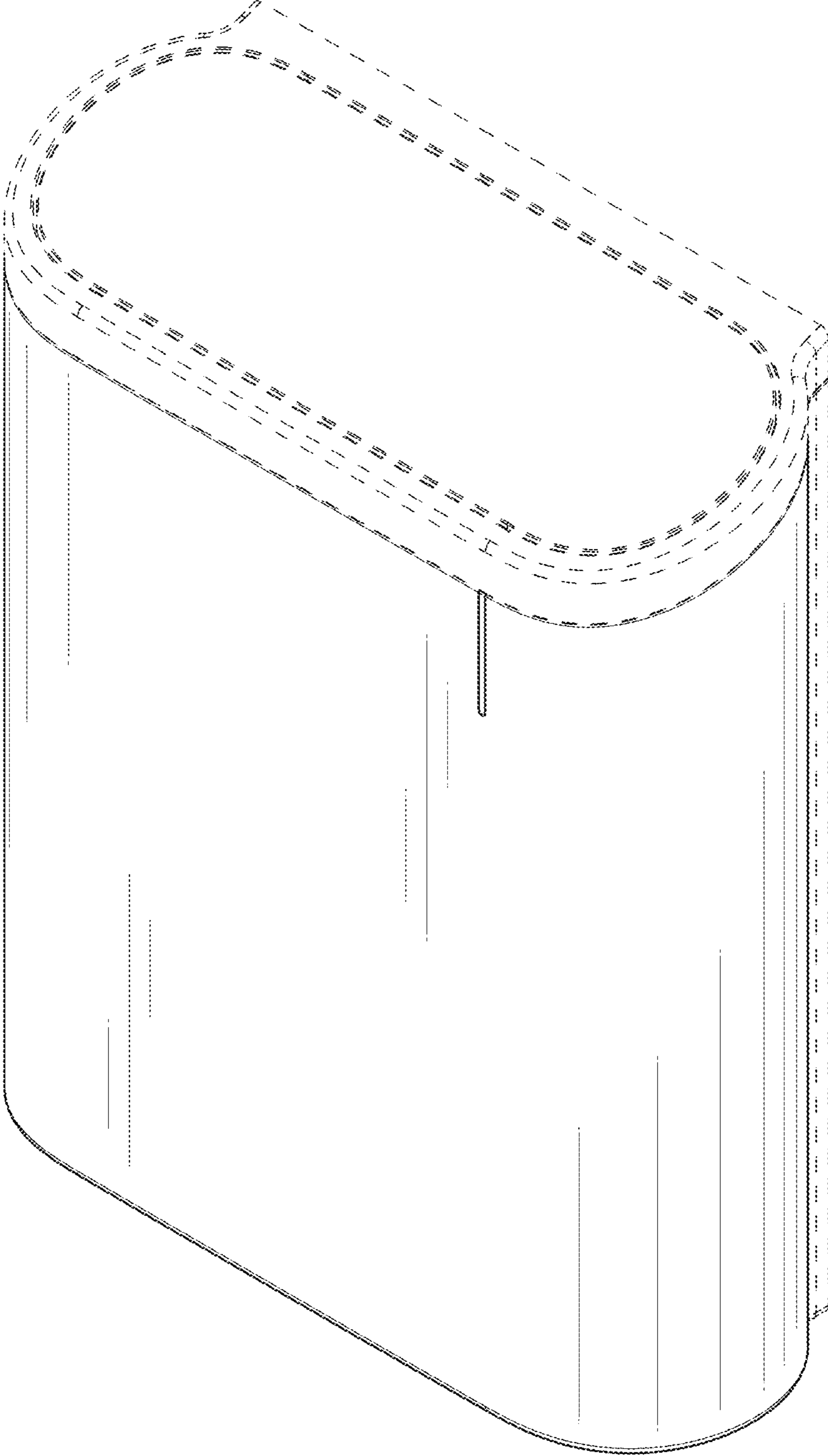


FIG. 1

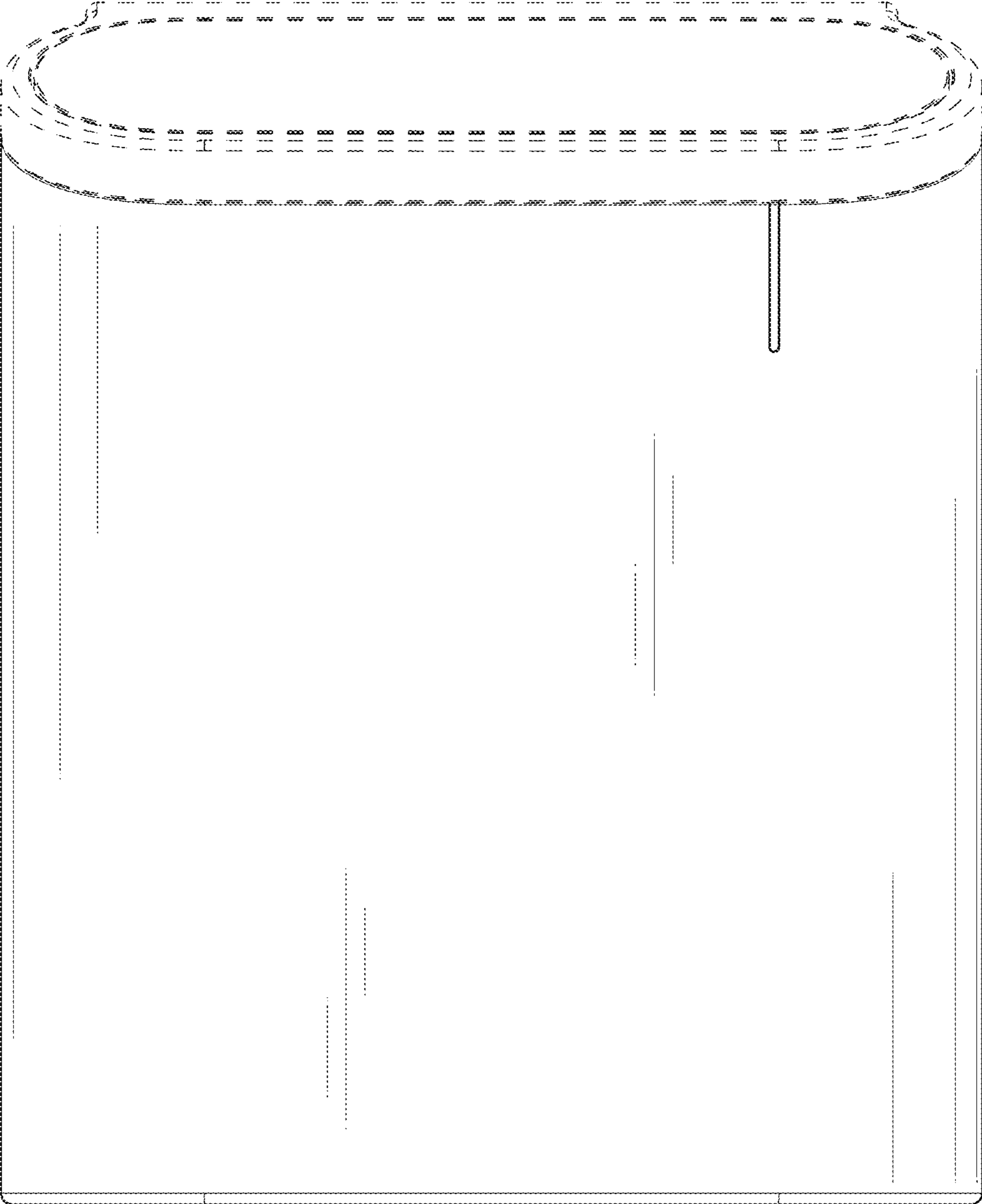


FIG. 2




FIG. 3




FIG. 4




FIG. 5




FIG. 6




FIG. 7




FIG. 8

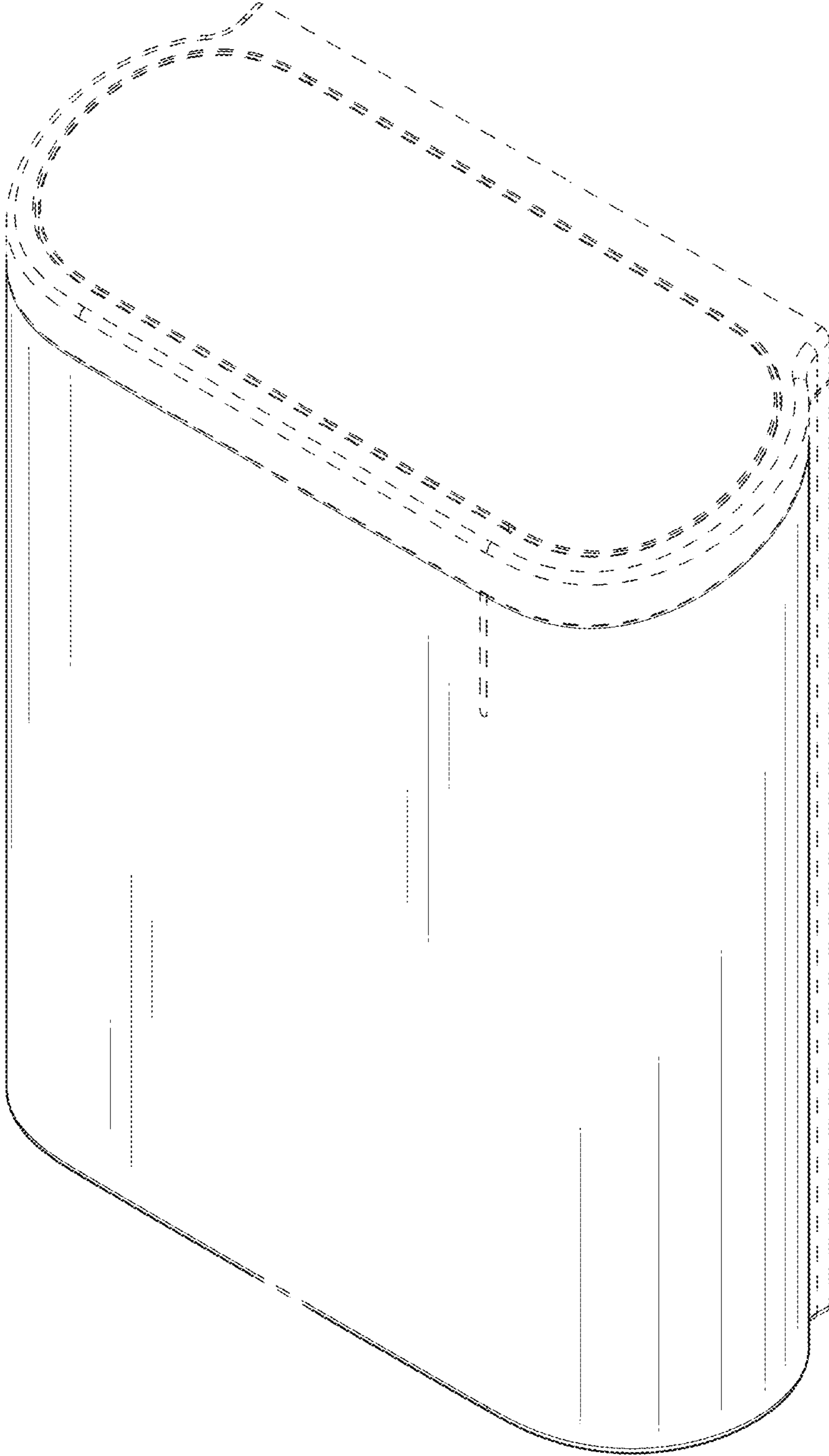


FIG. 9

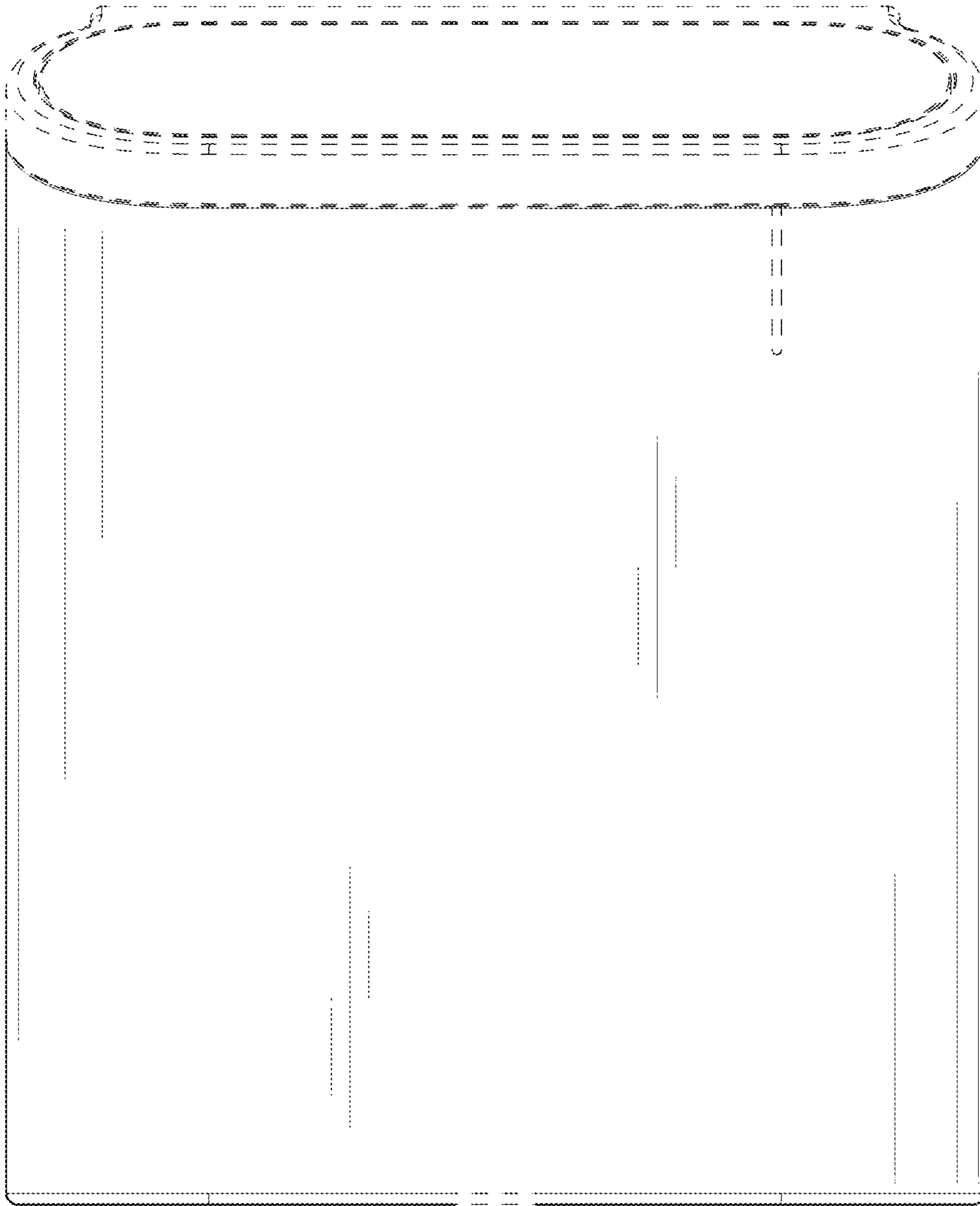


FIG. 10




FIG. 11




FIG. 12




FIG. 13



FIG. 14




FIG. 15




FIG. 16