



US00D963980S

(12) **United States Design Patent** (10) **Patent No.:** **US D963,980 S**
Su (45) **Date of Patent:** **** Sep. 13, 2022**

(54) **SCRAPER**

(71) Applicant: **Hong Ann Tool Industries Co., Ltd.,**
Taichung (TW)

(72) Inventor: **Cheng-Wei Su, Taichung (TW)**

(73) Assignee: **Hong Ann Tool Industries Co., Ltd.,**
Taichung (TW)

(**) Term: **15 Years**

(21) Appl. No.: **29/764,432**

(22) Filed: **Dec. 30, 2020**

(51) **LOC (13) Cl.** **07-05**

(52) **U.S. Cl.**
USPC **D32/46**

(58) **Field of Classification Search**
USPC D32/40-42, 46-49; D7/649-651, 671;
D8/90-93
CPC .. A47L 1/16; A47L 13/46; A47L 13/06; A47J
43/288; A63B 49/08; B25G 1/10; A01G
3/06
See application file for complete search history.

(56) **References Cited**

U.S. PATENT DOCUMENTS

- D242,744 S * 12/1976 Rendleman D24/149
- D260,959 S * 9/1981 Schnarr D32/49
- D268,639 S * 4/1983 Johannsen D7/650
- 4,617,735 A * 10/1986 Silverstein B26B 29/025
30/294
- 4,761,882 A * 8/1988 Silverstein B26B 5/001
30/162
- D313,880 S * 1/1991 Magnasco D32/46
- D320,483 S * 10/1991 Desautel 15/236.08
- D348,184 S * 6/1994 Neshat D7/649
- D368,998 S * 4/1996 King D8/19
- D372,180 S * 7/1996 Powell D8/93
- D441,510 S * 5/2001 Zegman D32/49
- D467,395 S * 12/2002 McCool D32/48
- D481,283 S * 10/2003 Watson D8/93
- D537,589 S * 2/2007 Huddleston D32/47
- D845,086 S * 4/2019 McMahon D7/649

- D845,088 S * 4/2019 McMahon D7/649
- D863,923 S * 10/2019 Chalfant D8/93
- D923,259 S * 6/2021 Chen D30/159
- D937,057 S * 11/2021 Vallo D7/650
- 2013/0008035 A1 * 1/2013 Hsiung B26B 9/00
30/350

FOREIGN PATENT DOCUMENTS

WO WO-2012126527 A1 * 9/2012 B25D 1/00

OTHER PUBLICATIONS

https://www.acehardware.com/departments/tools/measure-and-marking-tools/measuring-devices/20999?store=15122&gclid=Cj0KCQjwma6TBhDIARIsAOKuANyNmKD0U5j-63LCIfpynTyXUNb27nQJif9XZiM-gcNIMiQvpXfuOKYaAtGtEALw_wcB&gclsrc=aw.ds.*

(Continued)

Primary Examiner — John R Yeh
(74) *Attorney, Agent, or Firm* — Alan D. Kamrath; Karin L. Williams; Mayer & Williams PC

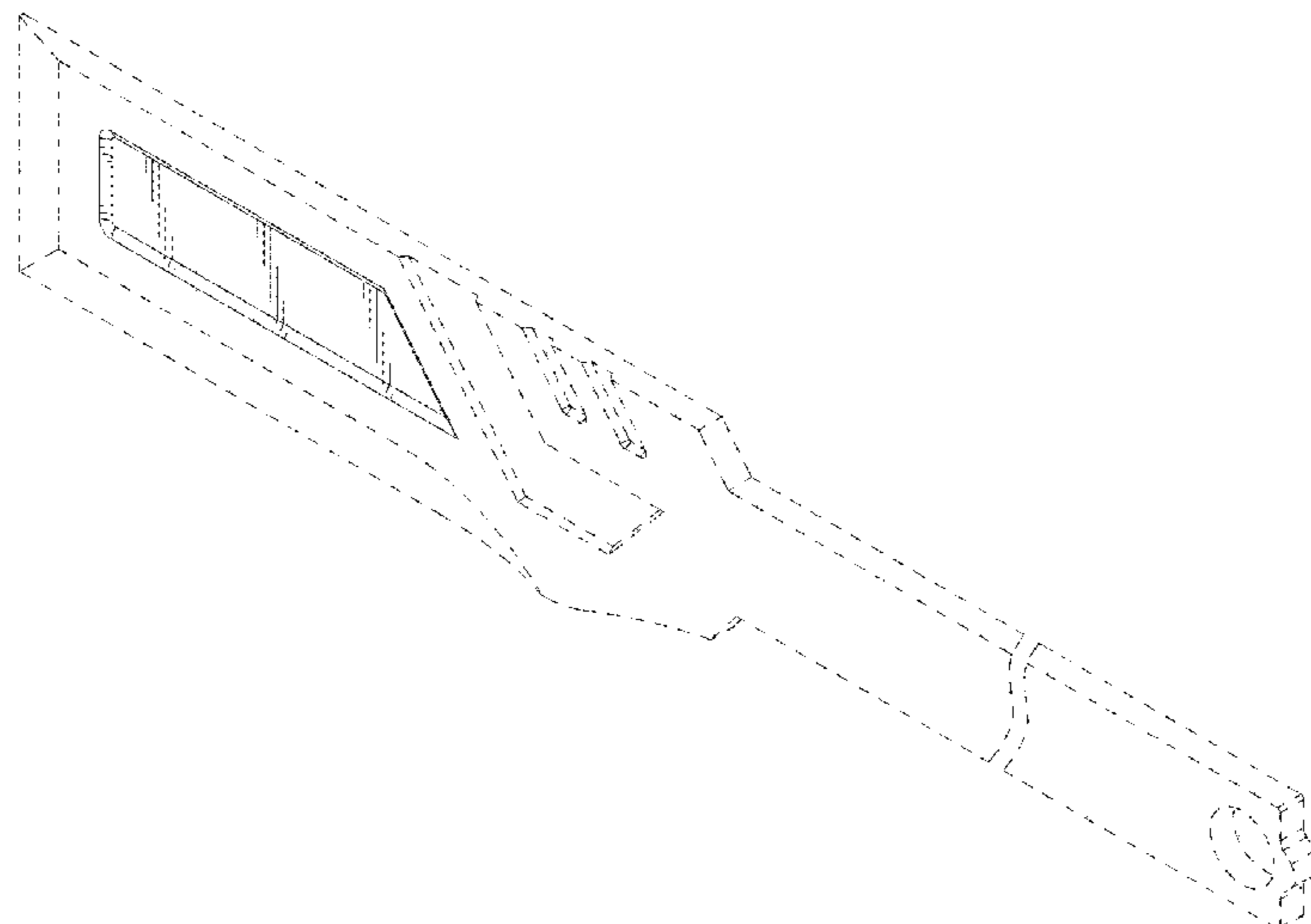
(57) **CLAIM**

The ornamental design for a scraper, as shown and described.

DESCRIPTION

FIG. 1 is a perspective view of a scraper showing my new design;
FIG. 2 is a front view thereof;
FIG. 3 is a rear view thereof;
FIG. 4 is a left view thereof;
FIG. 5 is a right view thereof;
FIG. 6 is a top view thereof;
FIG. 7 is a bottom view thereof; and,
FIG. 8 is a sectional view taken along line 8-8 of FIG. 2.
The broken lines depict portions of the scraper in which the design is embodied that are not considered part of the claimed design.

1 Claim, 8 Drawing Sheets



(56)

References Cited

OTHER PUBLICATIONS

<https://www.homedepot.com/p/Husky-Contour-Scraper-with-6-Blades-410-155-0111/309896472>.*

Knives presentation Fall 2013, site visited May 2, 2022, [http://srjstaff.santarosa.edu/~yataiia/E45/PROJECTS/Engr%2045%20Project-%20Knives%20\(2\).pdf](http://srjstaff.santarosa.edu/~yataiia/E45/PROJECTS/Engr%2045%20Project-%20Knives%20(2).pdf).*

* cited by examiner

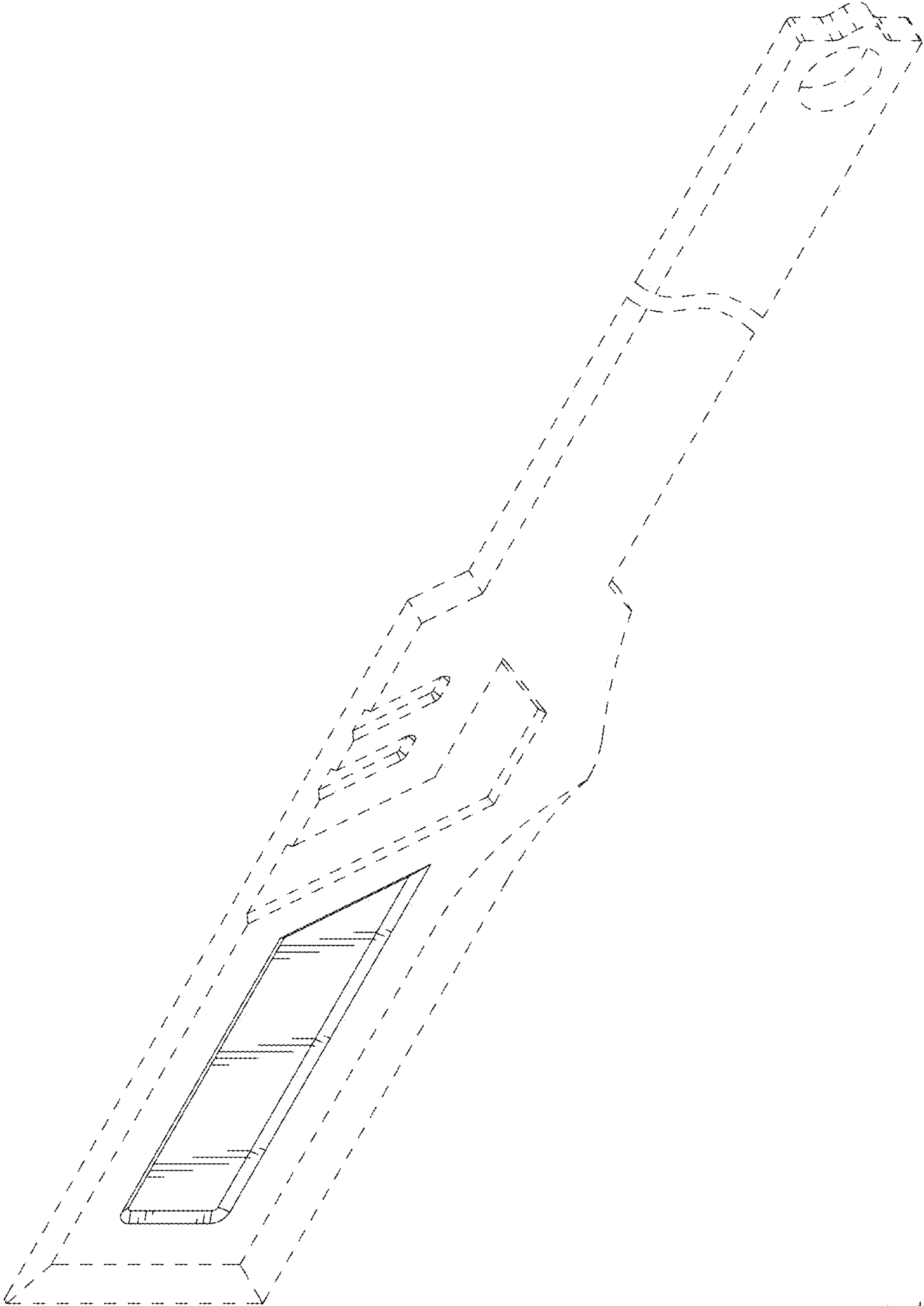


FIG. 1

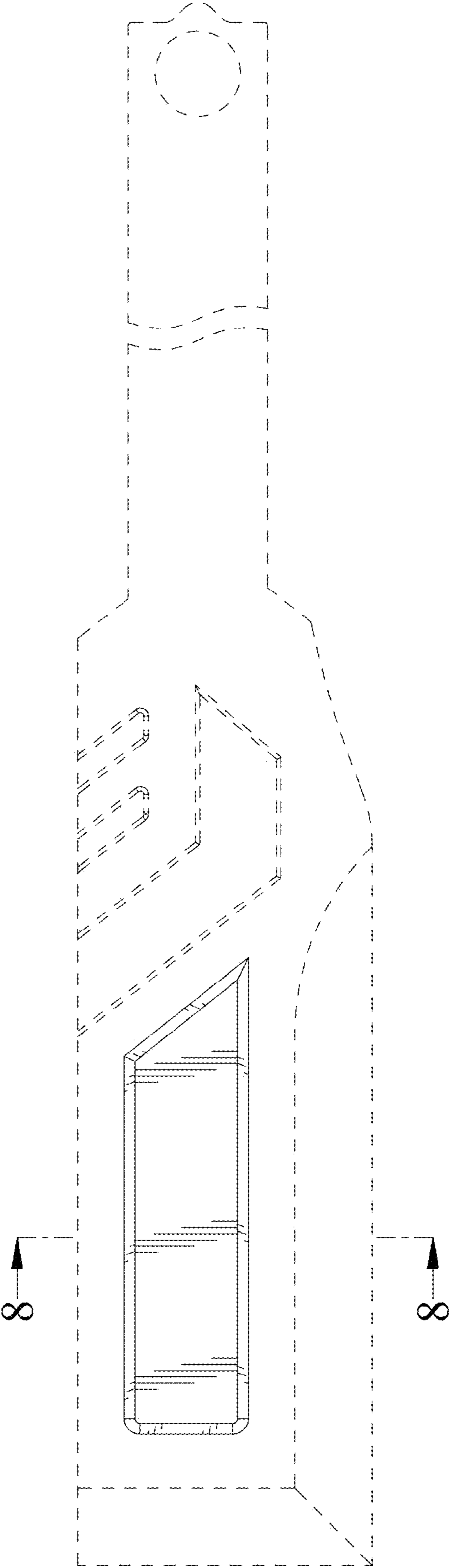


FIG. 2




FIG. 3



FIG. 4



FIG. 5

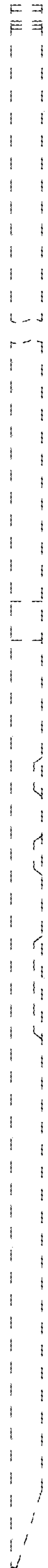


FIG. 6

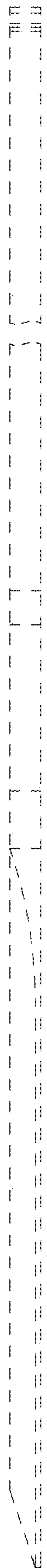


FIG. 7

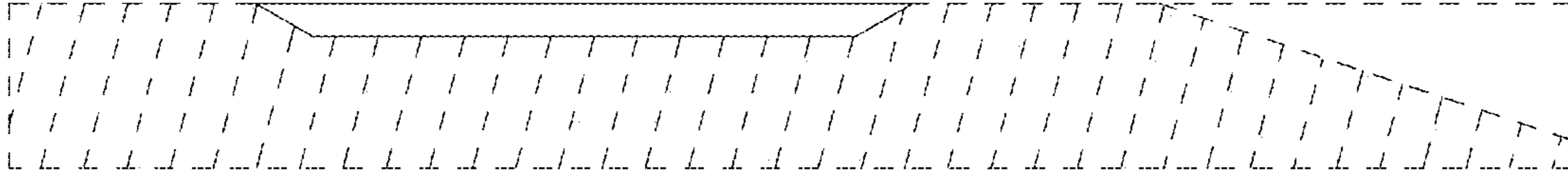


FIG. 8